



2023 Annual Report to the Community

Stirling North Childhood Services Ct

Stirling North Childhood Services Ct number: 6667

Partnership: Port Augusta - Quorn



Preschool director:

Lynette Francis

Date of endorsement:

28/03/2024



Government
of South Australia
Department for Education

Context Statement

Information about Stirling North Childhood Services Ct is available on the centres website, as well as the Australian Children's Education and Care Quality Authority (ACECQA) website.

Preschool Attendance

	Term 1	Term 2	Term 3	Term 4
2020 centre	91.5%		91.2%	93.5%
2021 centre	86%	88.3%	96.2%	92.8%
2022 centre	70.8%	76.5%	77.2%	67.8%
2023 centre	83.7%	93.9%	91.9%	80%
2020 state	89.1%		84.6%	85.8%
2021 state	87.3%	85.3%	87.1%	84.5%
2022 state	83.6%	77.6%	77.9%	77.8%
2023 state	85.4%	82.9%	83.4%	81.4%

Based on attendances recorded in the two-week reference period each term. Data for eligible enrolments as described in the department's Enrolment policy. Attendance rates may differ to previous reporting with the transfer from calculations based on deemed attendance to actual attendance using booked hours divided by attended hours. Data Source: Department for Education Attendance Data, Semester 1 Report 2023. A blank cell indicates there we no students enrolled.

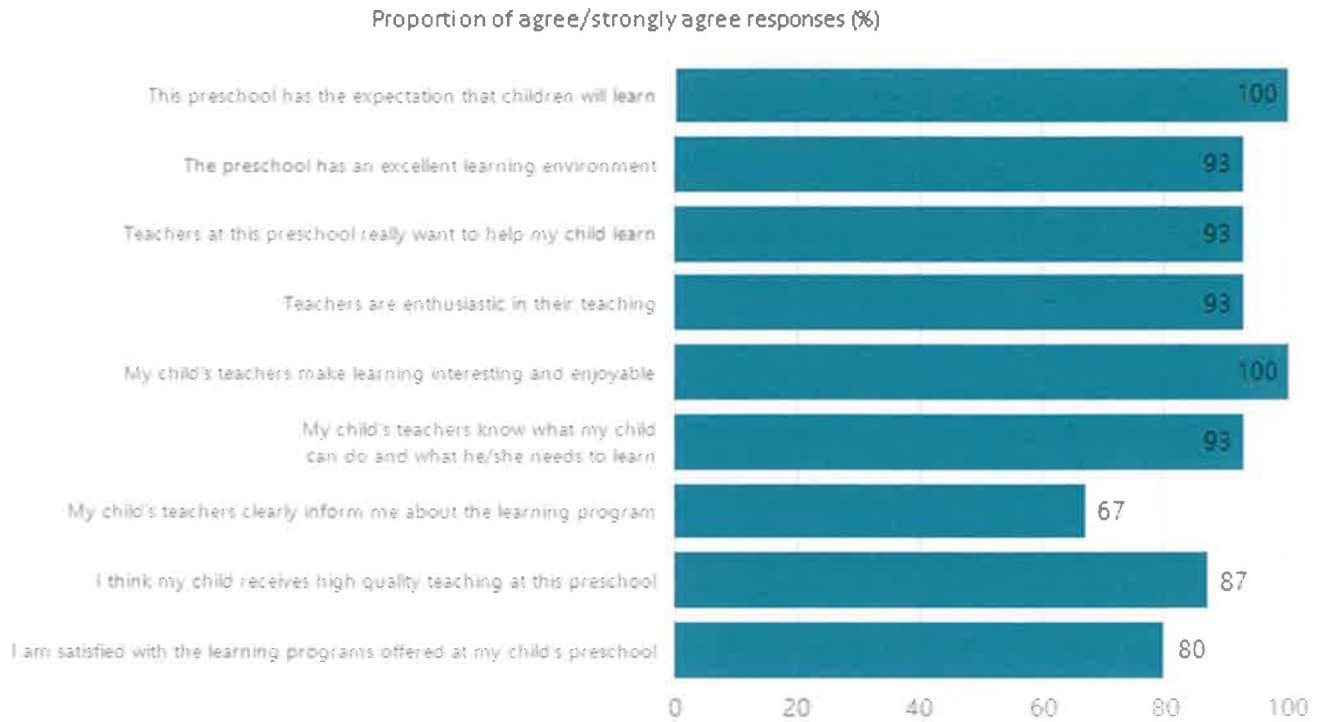
Note: Term 2 2020 data may not be available for all preschools.

Attendance Comment

In South Australia, preschool attendance is not compulsory, but it is strongly encouraged. Preschool gives children the best opportunity to develop skills, which prepare them for school. These benefits include establishing positive routines and habits, friendships and connections as well as developing communication, problem-solving and creative skills. All children are entitled to access a preschool program over 4 terms the year before they start school.

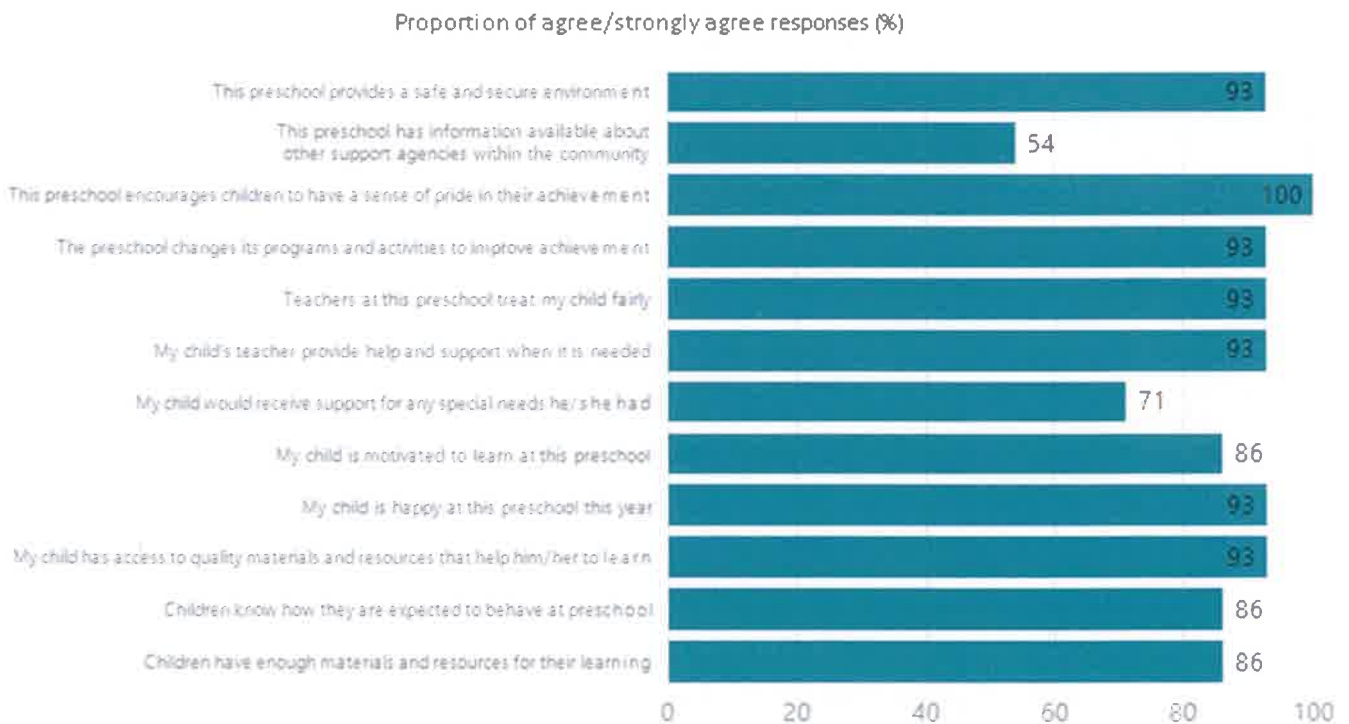
Preschool Family Opinion Survey

Quality of Teaching and Learning



Data Source: 2023 Department for Education Preschool Family Opinions Survey, Term 3 2023.

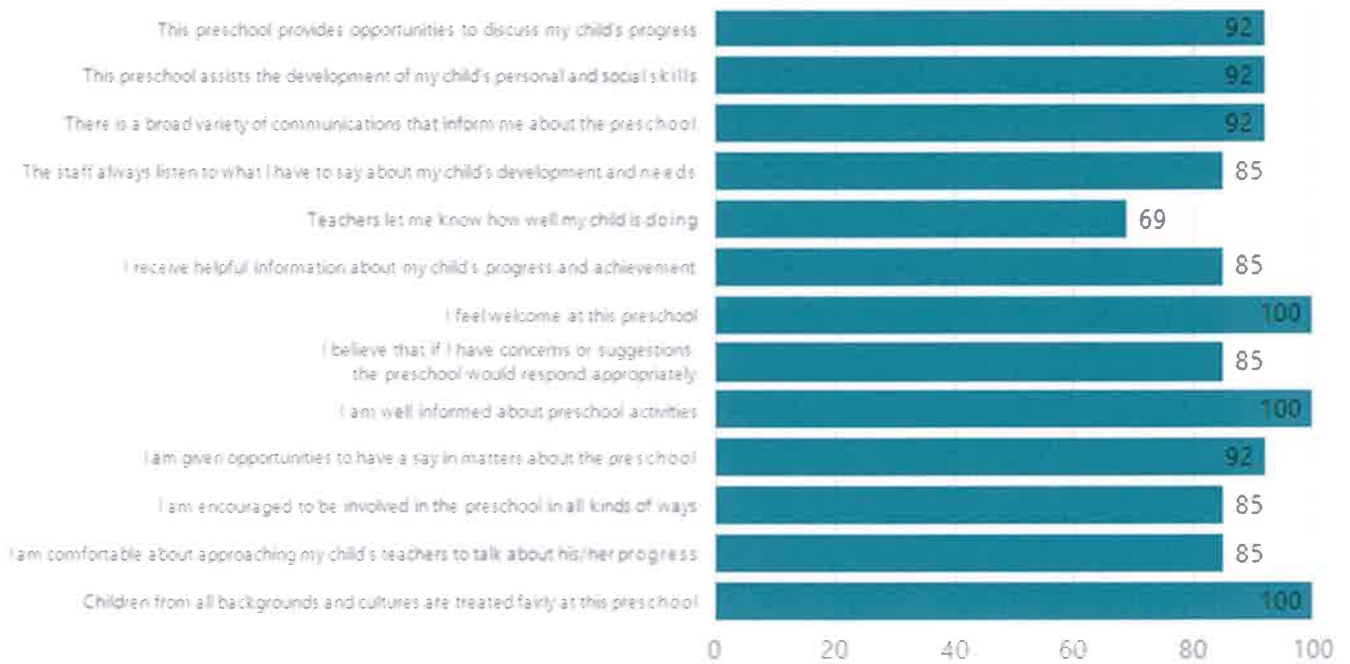
Support of Learning



Data Source: 2023 Department for Education Preschool Family Opinions Survey, Term 3 2023.

Relationships and Communication

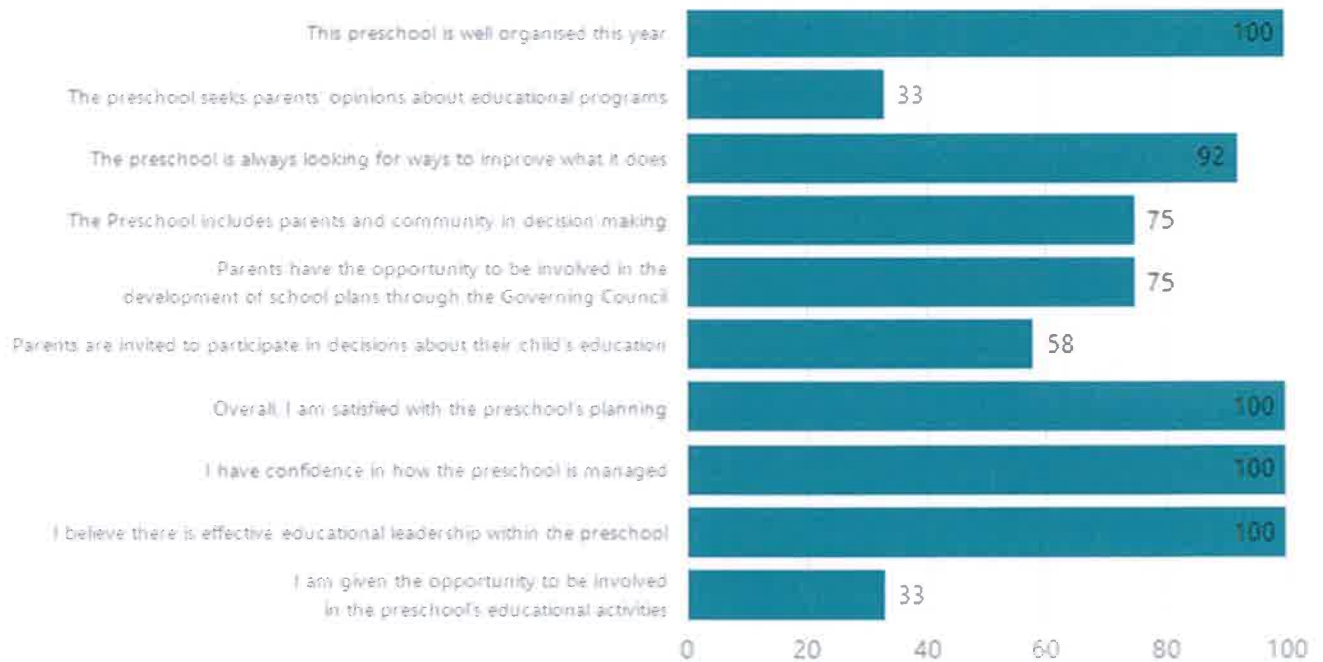
Proportion of agree/strongly agree responses (%)



Data Source: 2023 Department for Education Preschool Family Opinions Survey, Term 3 2023.

Leadership and Decision Making

Proportion of agree/strongly agree responses (%)



Data Source: 2023 Department for Education Preschool Family Opinions Survey, Term 3 2023.

Governing Council

I have thoroughly enjoyed my time on governing council and working alongside staff and other members to develop plans and future goals for the site. Also having the opportunity to share feedback and opinions from parents and the wider community to help our site operate at a higher level. Staff are always open to feedback to improve what they do and to grow from.

Governing Council along with staff held many new fundraisers throughout the year along with the usual ones e.g., Picture Plate Fundraiser. This year new fundraising ideas included: Family Portrait Fundraiser (held on the weekend with the sites new photographer taking photos and the sitting fee going to the preschool). Can collecting fundraiser. A sock fundraiser (socks always have holes in them and everyone always needs new socks) and a tea-towel fundraiser with all the children's self-portraits included on it. All money raised was quickly put back into the preschool and used for our children, this year.

Staff included families wherever they could throughout the year e.g., invited on site for 'Stay and Play' days, invited to go on excursions, e.g., Arid Lands Garden, have lunch in the park with the children in Whyalla after they attended a performance at the Whyalla Middleback Theatre and children had lots of fun day at kindy celebrating things like, St. Patricks Day, Harmony Day, Reconciliation Week, NAIDOC week and too many more to name.

Kelly Versteeg
Chairperson of Governing Council 2023

Source: Chairperson of the Governing Council, Kelly Versteeg, 2023.

Destination Schools

Feeder Schools (Site number - Name)	2021	2022	2023
1481 - Stirling North Primary School	97.8%	94.1%	69.8%
9999 - Unknown			30.2%

Note: The data is collected in term 3. It does not reflect actual schools enrolled in by existing preschool children. A blank cell indicates there was no data for students enrolled.

Data Source: Department for Education Destination Data Report, 2023.

Highest Qualifications held by the teaching workforce and workforce composition

All teachers at this school are qualified and registered with the SA Teachers Registration Board.

Qualification Level	Number of Qualifications
Bachelor's degrees or Diplomas	2

Data Source: Data extracted from Mandatory Workforce Information Collections as on the last pay date of June 2023. As self-reported by staff in the system.

Please note: Data includes staff who are Actively employed and on extended paid leave. Please note only the highest qualification of the Teaching staff is reported. Excludes any number of other certifications earned.

Workforce composition including indigenous staff

	Teaching Staff		Non-Teaching Staff	
	Indigenous	Non-Indigenous	Indigenous	Non-Indigenous
Full-Time Equivalents	0.0	1.6	0.0	0.8
Persons	0.0	2.0	0.0	1.0

Data Source: Data extracted from Mandatory Workforce Information Collection as on the last pay date of June 2023.

Please note: Data includes staff who are actively employed and on extended paid leave. "Indigenous category" is self-reported by staff in the system.

Financial Statement

Funding Source	Amount
Grants: State	\$ 468,220
Grants: Commonwealth	\$ 0
Parent Contributions	\$ 12,060
Fundraising	\$ 3,242
Other	\$1,447

Data Source: School supplied data.