



2024 annual report to the Community

Cowell Early Childhood Centre

Cowell Early Childhood Centre number: 6663

Partnership: Central Eyre 2



Preschool director:

Michelle Ottens and
Jacqui Lock

MO signature
JL

Date of endorsement:

24/03/2025



Governing Council chair person -

Kamille Jaunuti's
Kamille Jaunuti's

Context Statement

Information about Cowell Early Childhood Centre is available on the centres website, as well as the Australian Childrens Education and Care Quality Authority (ACECQA) website.

Cowell is a small coastal community on the Franklin Harbour, on the eastern side of the Eyre Peninsula. The estimated population is 1500. It is 450km from Adelaide & 161km from Port Lincoln where our District Education Office is located. Major industries for the community include oyster farming, agriculture and nearby mining. The Cowell district has experienced prolonged drought in recent years that has impacted on farming and related industries - despite the economic consequences of the drought, the community pull together and demonstrate a high level of resilience that minimises the negative impact on children and families.

The Cowell Early Childhood Centre incorporates a part time Preschool, which operated for 2 ½ days a week during preschool/school terms, and a Rural Care program that operates for 5 days a week 49 weeks of the year. The Preschool is a standalone category 2 centre, staffed by two directors; both working 0.5, and an early childhood worker (ECW) (0.6). The care program is staffed by four ECWs who rotate shifts over the week. Three of our workers have a Diploma in Education and Care and one is currently actively working towards a Diploma. The Cowell Early Childhood Centre has a physical capacity of 30. The enrolments for 2024 included 9 children at the beginning of the year. 2 of these children moved to school mid-year. 6 children then joined our preschool class as part of the mid-year intake, and other child joining in term 4, taking preschool enrolments for the remainder of 2024 to 14 preschool children and 21 children enrolled in care.

Our centre is immediately adjacent to the Cowell Area School.

We have a strong pre-school to school transition programme which is implemented across the whole year with the Cowell Area School reception class which is located in close physical proximity. The Preschool children also attend sessions at the Cowell Community Library. In the term prior to the child starting school, children attend school for 2 morning sessions, on a Wednesday. The consolidation sessions then build up to the child attending 2 days until the end of lunch time in readiness for their entry to school following the holidays.

Upcoming preschool children are also invited to participate in 3 sessions of preschool before their preschool start term (1 morning sessions, 1 half day and 1 full day) to support them in building confidence and relationships with staff prior to starting their preschool year. The Rural Care program enables many children to establish positive relationships & a sense of belonging to the centre before commencing preschool and supports the care needs for working families in our local community.

Governing Council Report

2024 was a great year with the beautiful mural being painted, the centre winning the Garden Grant, the wine fundraiser and approval to use the additional land from the school for Nature Play.

Preschool Attendance

	Term 1	Term 2	Term 3	Term 4
2021 centre	100%	90%	94%	92%
2022 centre	89.3%	80%	39.5%	36.4%
2023 centre	37.5%	100%	65%	95.8%
2024 centre	86.1%		84.8%	

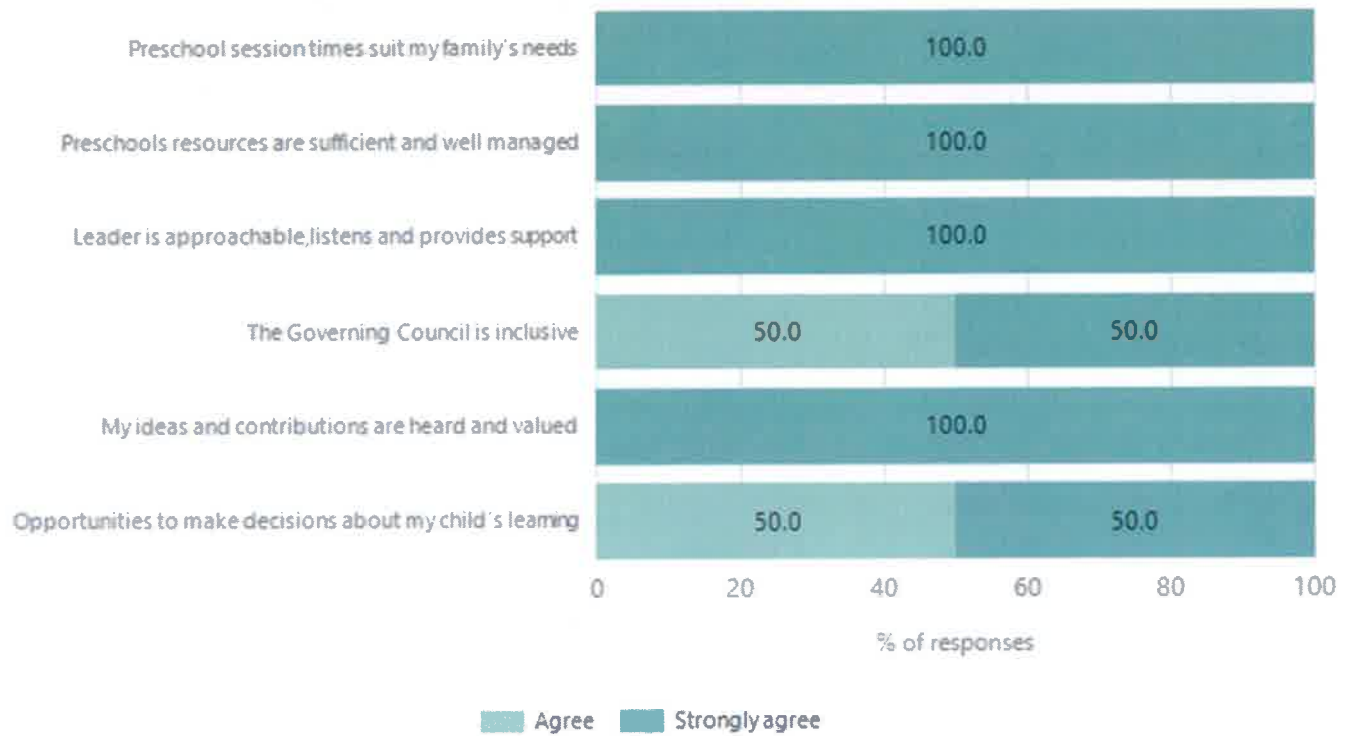
Based on attendances recorded in the two-week reference period each term. Data for eligible enrolments as described in the department's Enrolment policy. Attendance rates may differ to previous reporting with the transfer from calculations based on deemed attendance to actual attendance using booked hours divided by attended hours. Data Source: Department for Education Attendance Data, Semester 1 Report 2024. A blank cell indicates there were no students enrolled.

Attendance Comment

In South Australia, preschool attendance is not compulsory, but it is strongly encouraged. Preschool gives children the best opportunity to develop skills, which prepare them for school. These benefits include establishing positive routines and habits, friendships and connections as well as developing communication, problem-solving and creative skills. All children are entitled to access a preschool program over 4 terms the year before they start school.

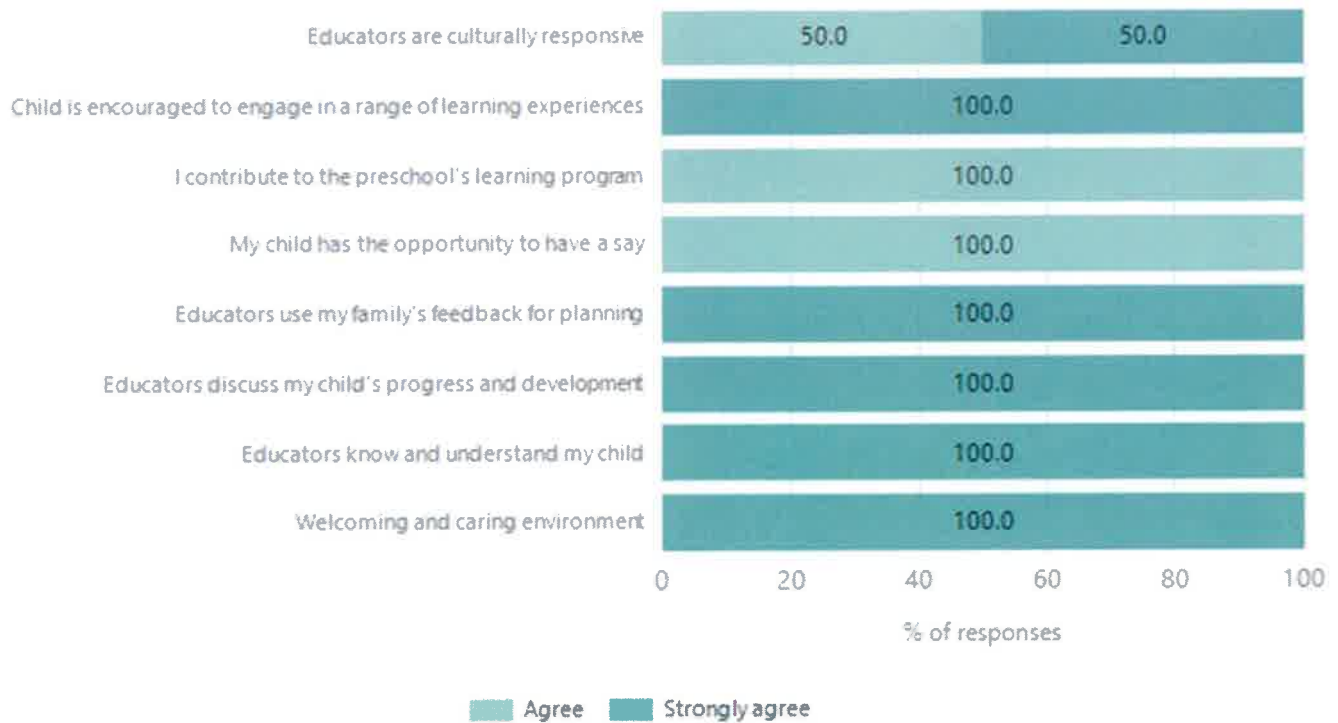
Preschool Family Opinion Survey

Governance, Leadership and Management



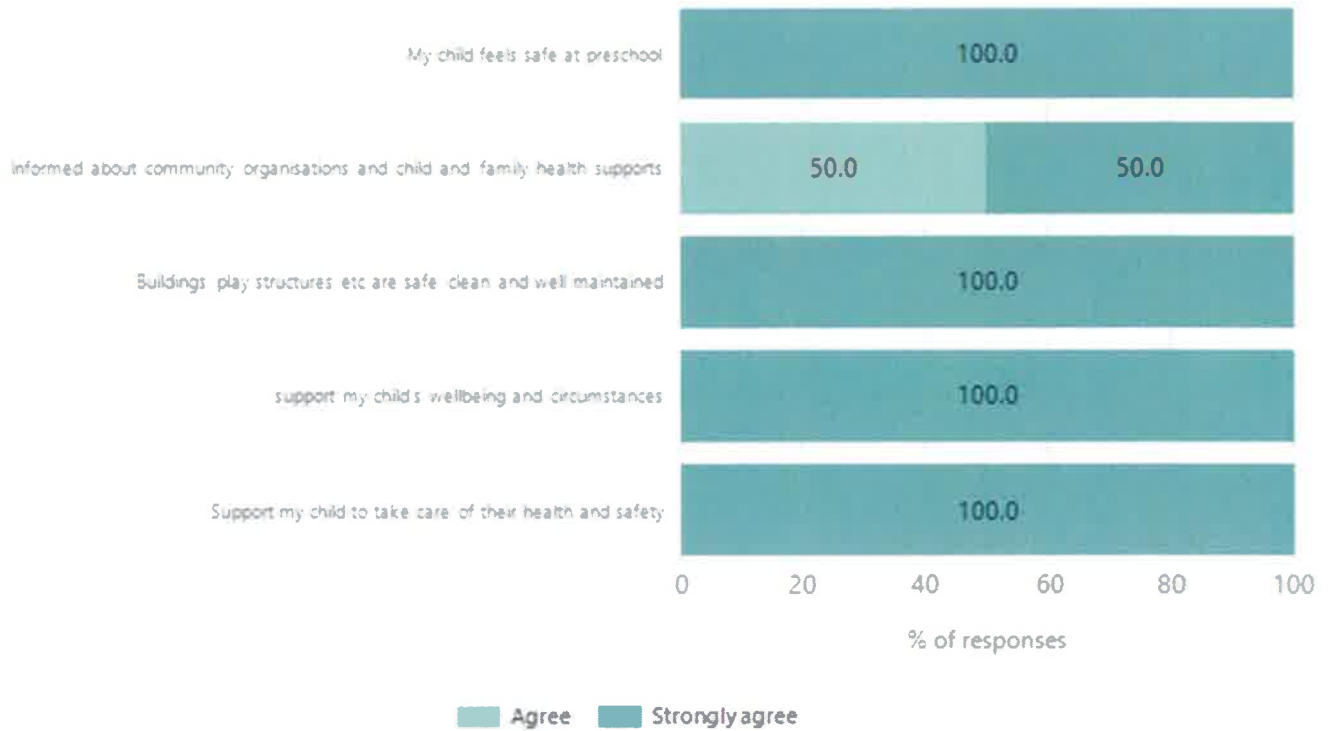
Data Source: 2024 Department for Education Preschool Family Opinions Survey, Term 3 2024.

Quality of Teaching and Learning



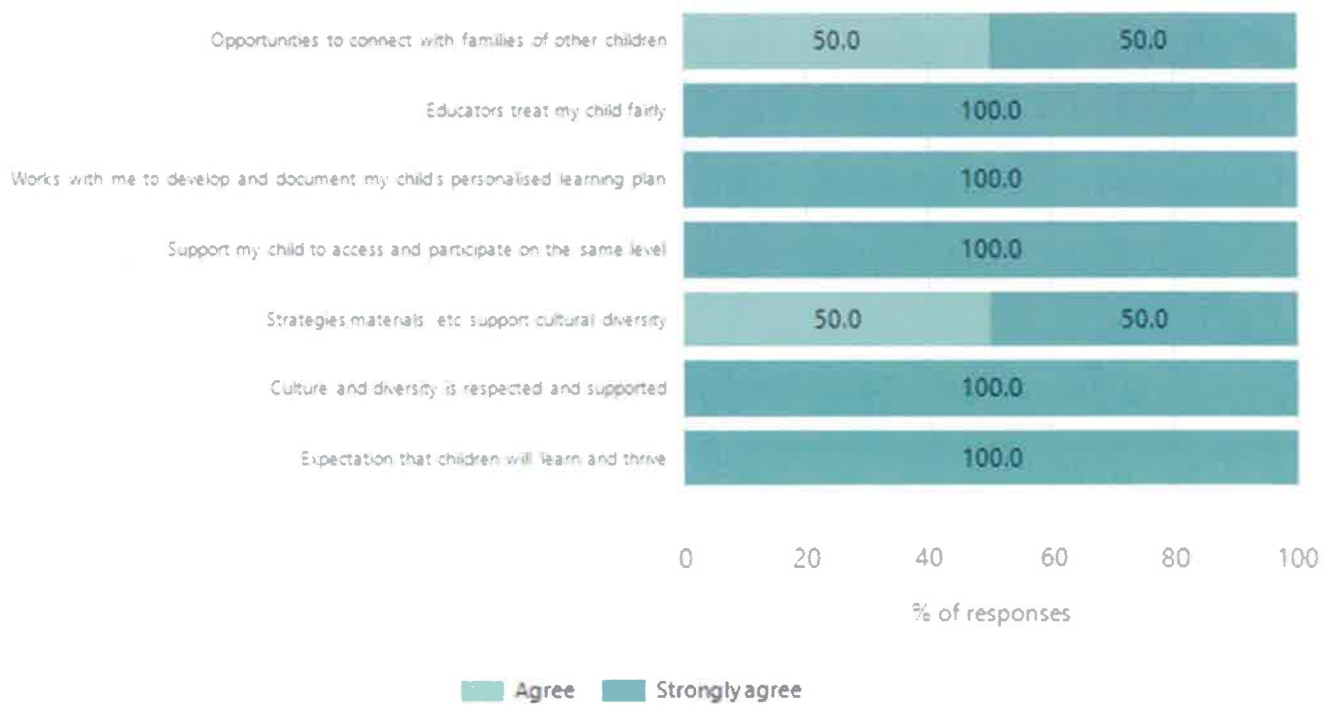
Data Source: 2024 Department for Education Preschool Family Opinions Survey, Term 3 2024.

Safety, Health and Wellbeing



Data Source: 2024 Department for Education Preschool Family Opinions Survey, Term 3 2024.

Support and Inclusion



Data Source: 2024 Department for Education Preschool Family Opinions Survey, Term 3 2024.

Destination Schools

Feeder Schools (Site number - Name)	2022	2023	2024
0735 - Cowell Area School		60.0%	13.3%
9999 - Unknown	100.0%	40.0%	86.7%

Note: The data is collected in term 3. It does not reflect actual schools enrolled in by existing preschool children. A blank cell indicates there was no data for students enrolled.

Data Source: Department for Education Destination Data Report, 2024.

Highest Qualifications held by the teaching workforce and workforce composition

All teachers at this school are qualified and registered with the SA Teachers Registration Board.

Qualification Level	Number of Qualifications
Postgraduate Qualifications	2

Data Source: Data extracted from Mandatory Workforce Information Collections as on the last pay date of June 2024. As self-reported by staff in the system.

Please note: Data includes staff who are Actively employed and on extended paid leave. Please note only the highest qualification of the Teaching staff is reported. Excludes any number of other certifications earned.

Workforce composition including indigenous staff

	Teaching Staff		Non-Teaching Staff	
	Indigenous	Non-Indigenous	Indigenous	Non-Indigenous
Full-Time Equivalent Persons	0.0	0.9	0.0	3.3
Persons	0.0	2.0	0.0	5.0

Data Source: Data extracted from Mandatory Workforce Information Collection as on the last pay date of June 2024.

Please note: Data includes staff who are actively employed and on extended paid leave. "Indigenous category" is self-reported by staff in the system.

Financial Statement

Funding Source	Amount
Grants: State	541,427.02
Grants: Commonwealth	
Parent Contributions	3,150
Fund Raising	3,672.00
Other (Orbis, RC set up/pack up,	6,190.05

Data Source: School supplied data.

