

# *Neta Kranz*



## *Children's Centre*

2023 annual report to the Community

## **Neta Kranz Children's Centre**

Neta Kranz Children's Centre number: 6644

Partnership: Whyalla



Preschool director:

Nicole Adams

NA

Date of endorsement:

13/02/2024



Government  
of South Australia  
Department for Education

# Context Statement

Information about Neta Kranz Children's Centre is available on the centres website, as well as the Australian Children's Education and Care Quality Authority (ACECQA) website.

## Preschool Attendance

	Term 1	Term 2	Term 3	Term 4
2020 centre	93.8%	91.7%	90.7%	81%
2021 centre	93.3%	81.7%	88.2%	57%
2022 centre	95.9%	76.2%	83.5%	77%
2023 centre	89%	89.8%	85.9%	85.5%
2020 state	89.1%	81.8%	84.6%	85.8%
2021 state	87.3%	85.3%	87.1%	84.5%
2022 state	83.6%	77.6%	77.9%	77.8%
2023 state	85.4%	82.9%	83.4%	81.4%

Based on attendances recorded in the two-week reference period each term. Data for eligible enrolments as described in the department's Enrolment policy. Attendance rates may differ to previous reporting with the transfer from calculations based on deemed attendance to actual attendance using booked hours divided by attended hours. Data Source: Department for Education Attendance Data, Semester 1 Report 2023. A blank cell indicates there were no students enrolled.

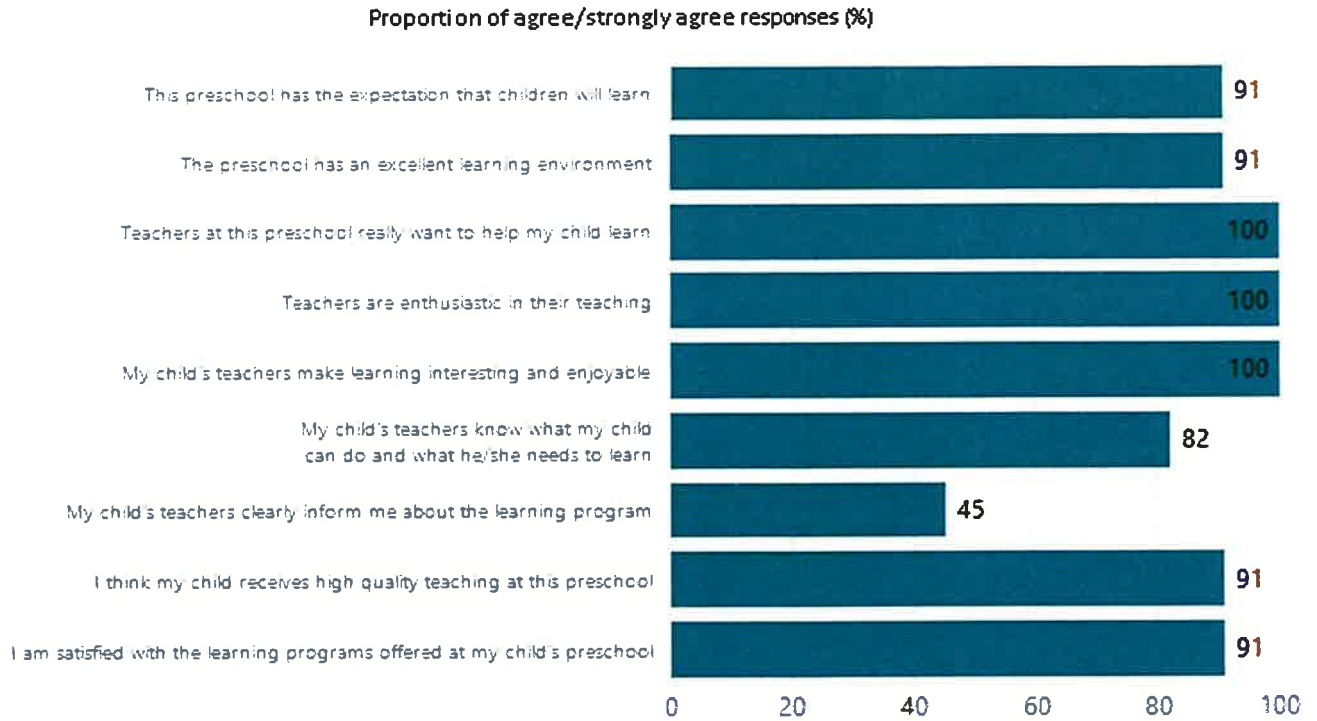
Note: Term 2 2020 data may not be available for all preschools.

## Attendance Comment

In South Australia, preschool attendance is not compulsory, but it is strongly encouraged. Preschool gives children the best opportunity to develop skills, which prepare them for school. These benefits include establishing positive routines and habits, friendships and connections as well as developing communication, problem-solving and creative skills. All children are entitled to access a preschool program over 4 terms the year before they start school.

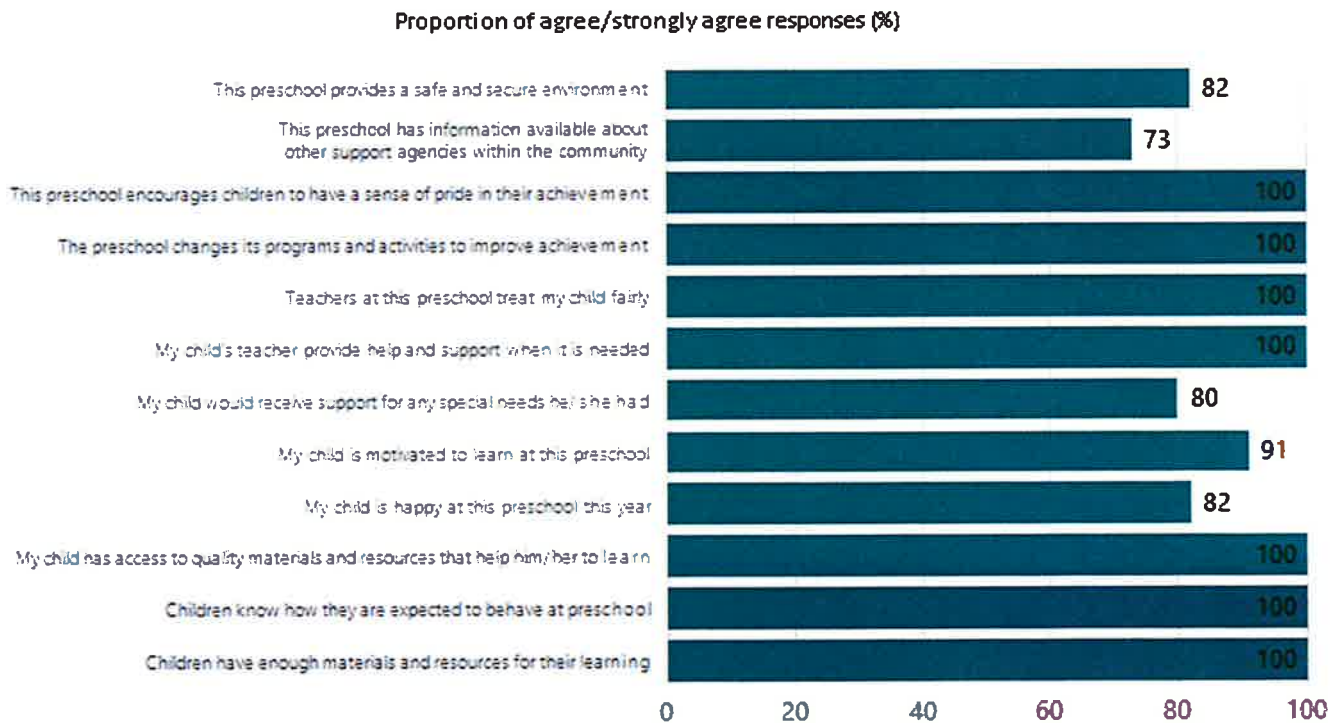
# Preschool Family Opinion Survey

## Quality of Teaching and Learning



Data Source: 2023 Department for Education Preschool Family Opinions Survey, Term 3 2023.

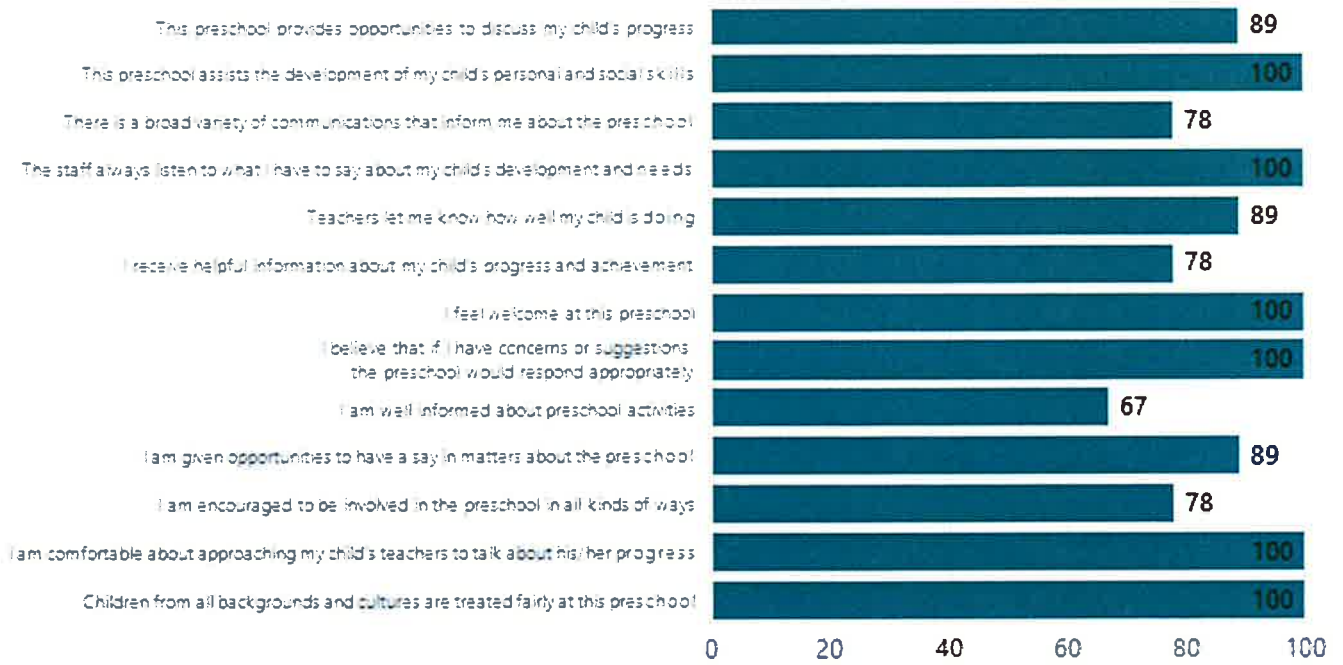
## Support of Learning



Data Source: 2023 Department for Education Preschool Family Opinions Survey, Term 3 2023.

# Relationships and Communication

Proportion of agree/strongly agree responses (%)



Data Source: 2023 Department for Education Preschool Family Opinions Survey, Term 3 2023.

# Leadership and Decision Making

Proportion of agree/strongly agree responses (%)



Data Source: 2023 Department for Education Preschool Family Opinions Survey, Term 3 2023.

# Destination Schools

Feeder Schools (Site number - Name)	2021	2022	2023
0478 - Whyalla Town Primary School	19.4%	29.0%	67.02%
0479 - Memorial Oval Primary School	27.8%	26.3%	17.4%
9086 - Samaritan College - St Teresa's Campus	8.3%		13.04%
9999 - Unknown	33.3%	42.1%	

Note: The data is collected in term 3. It does not reflect actual schools enrolled in by existing preschool children. A blank cell indicates there was no data for students enrolled.

Data Source: Department for Education Destination Data Report, 2023.

## Governing Council Report

2023 has been yet another year of growth for the staff and children of the Neta Kranz Children's Centre. It saw the centre adapt to the new covid 'normal' and reduced restrictions from 2022. We were excited to be able to enjoy a relatively normal graduation with no restrictions placed on attendees (although we wish the weather was a little less windy!). This year the Centre successfully transitioned to a mid-year intake which created only slight interruption in the routine for those who commenced in 2023 and we are confident that with the coming years there will be learnings on how to improve the experience for all children with each intake. The governing council reviewed the centres policies and philosophy. This year the Centres' curriculum focus included on Bookmaking which helps children develop early literacy skills. In 2024 the centre will continue to include bookmaking as a regular activity however with feedback from curriculum support the centre will have an additional focus on emotional and social wellbeing and parents will see activities focused on this.

The Children loved the colour fun run which was held in November. There was great support from the Centres community with many parents relishing in the opportunity to spray coloured chalk over the children.

The governing council's main fundraiser was the end of year Family night and Christmas raffle. There was a good turnout from the centres community and many local businesses donated prizes for the raffle. Overall, the event and raffle raised funds to put towards upgrading the Centre's outdoor play equipment.

Later in 2023 we saw the decommissioning of some items in the garden including mosaiced pavers children had made in 2019 and a little wooden bridge we previously utilised for graduations. Although it is sad to see these items go it opens some space in our outside areas and makes the grounds safe for the children.

Excitingly the governing council supported the commissioning of a mural which will be designed and painted in 2024. The Mural will be designed in collaboration with the children of our centre and local Artist. This artwork will support the development of connections with our local community and local culture.

Thank you to the governing council members for 2023-2024 who donated time in various ways throughout 2023 to support the Neta Kranz Children's Centre and the Community they support.

Thank you to the staff who spend many hours working on how to grow our little people and get them ready for their next stage in life.

Kind regards,

Lydia Rofe

# Highest Qualifications held by the teaching workforce and workforce composition

All teachers at this school are qualified and registered with the SA Teachers Registration Board.

Qualification Level	Number of Qualifications
Bachelor's degrees or Diplomas	2
Postgraduate Qualifications	1

Data Source: Data extracted from Mandatory Workforce Information Collections as on the last pay date of June 2023. As self-reported by staff in the system.

Please note: Data includes staff who are Actively employed and on extended paid leave. Please note only the highest qualification of the Teaching staff is reported. Excludes any number of other certifications earned.

## Workforce composition including indigenous staff

	Teaching Staff		Non-Teaching Staff	
	Indigenous	Non-Indigenous	Indigenous	Non-Indigenous
Full-Time Equivalents	0.0	2.0	0.0	0.0
Persons	0.0	2.0	0.0	0.0

Data Source: Data extracted from Mandatory Workforce Information Collection as on the last pay date of June 2023.

Please note: Data includes staff who are actively employed and on extended paid leave. "Indigenous category" is self-reported by staff in the system.

## Financial Statement

Funding Source	Amount
Grants: State	\$477,277.80
Grants: Commonwealth	\$0
Parent Contributions	\$13,386.75
Fund Raising	\$967.05
Other	\$4,543.29

Data Source: School supplied data.