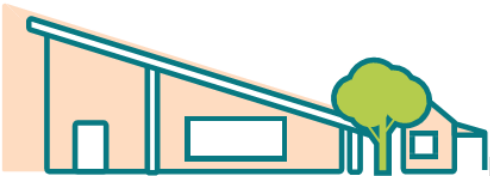





Kadina Preschool



2024 annual report to the Community

Kadina Preschool Centre

Kadina Preschool Centre number: 6609

Partnership: Northern Yorke



Preschool director:

Simone Shevchenko

Date of endorsement:

19/02/2025



Government of South Australia
Department for Education

Context Statement

Information about Kadina Preschool Centre is available on the centres website, as well as the Australian Childrens Education and Care Quality Authority (ACECQA) website.

Governing Council Report

As my role as Chairperson I absolutely enjoyed it. Being a part of the Governing Council body was one of the many highlights I had. I now understand more about what goes on behind-the-scenes and how much each person does.

We had a small committee but it worked well. We had a few small fundraisers, including an Easter raffle, Warmies toys and a second raffle and decided that we leave the bigger ones, such as the online auction for 2025.

Governing Council reviewed and approved various policies, set the budget for 2024 and approved extra spending for staffing and other resources. One of the large purchases in 2024 was a new UV meter which provides live UV ratings during the day. This was approved separate to the 2024 budget.

We supported two charities in 2024 through the Dress Up Disco day and the Pirate day. Families generously gave a donation which was sent to Backpacks 4 SA Kids and Treasure Boxes Inc.

Governing Council selected Elaine Bussenschutt to be the winner of the Outstanding Service to Kadina Preschool Volunteering Award for her generous donations of library bags to sell to families.

I know you will have a great year in 2025 and I will see you sometime in mid 2026.

Jessica Collins Chairperson 2024

Preschool Attendance

	Term 1	Term 2	Term 3	Term 4
2021 centre	88%	87.6%	84.6%	85.5%
2022 centre	84.8%	77.5%	70.5%	76.3%
2023 centre	90.4%	87.3%	84.6%	89.3%
2024 centre	92.2%		80.9%	

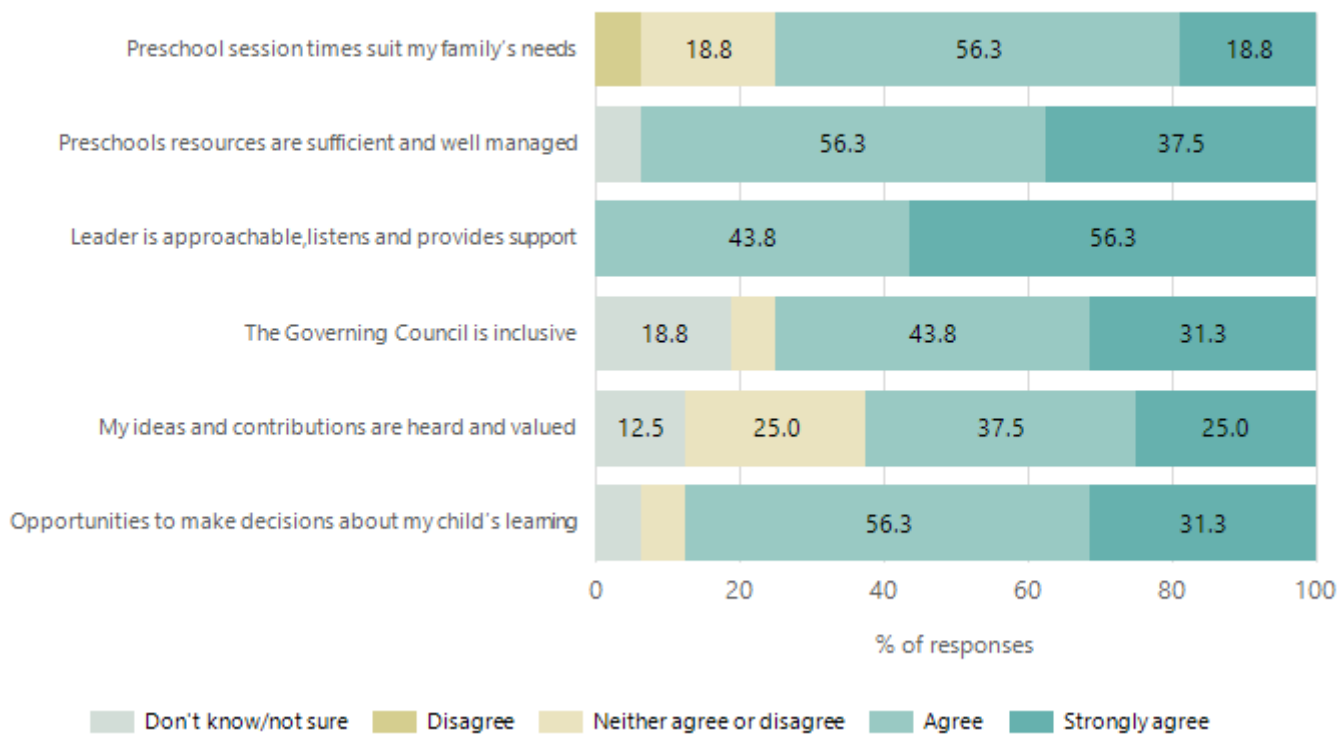
Based on attendances recorded in the two-week reference period each term. Data for eligible enrolments as described in the department's Enrolment policy. Attendance rates may differ to previous reporting with the transfer from calculations based on deemed attendance to actual attendance using booked hours divided by attended hours. Data Source: Department for Education Attendance Data, Semester 1 Report 2024. A blank cell indicates there we no students enrolled.

Attendance Comment

In South Australia, preschool attendance is not compulsory, but it is strongly encouraged. Preschool gives children the best opportunity to develop skills, which prepare them for school. These benefits include establishing positive routines and habits, friendships and connections as well as developing communication, problem-solving and creative skills. All children are entitled to access a preschool program over 4 terms the year before they start school.

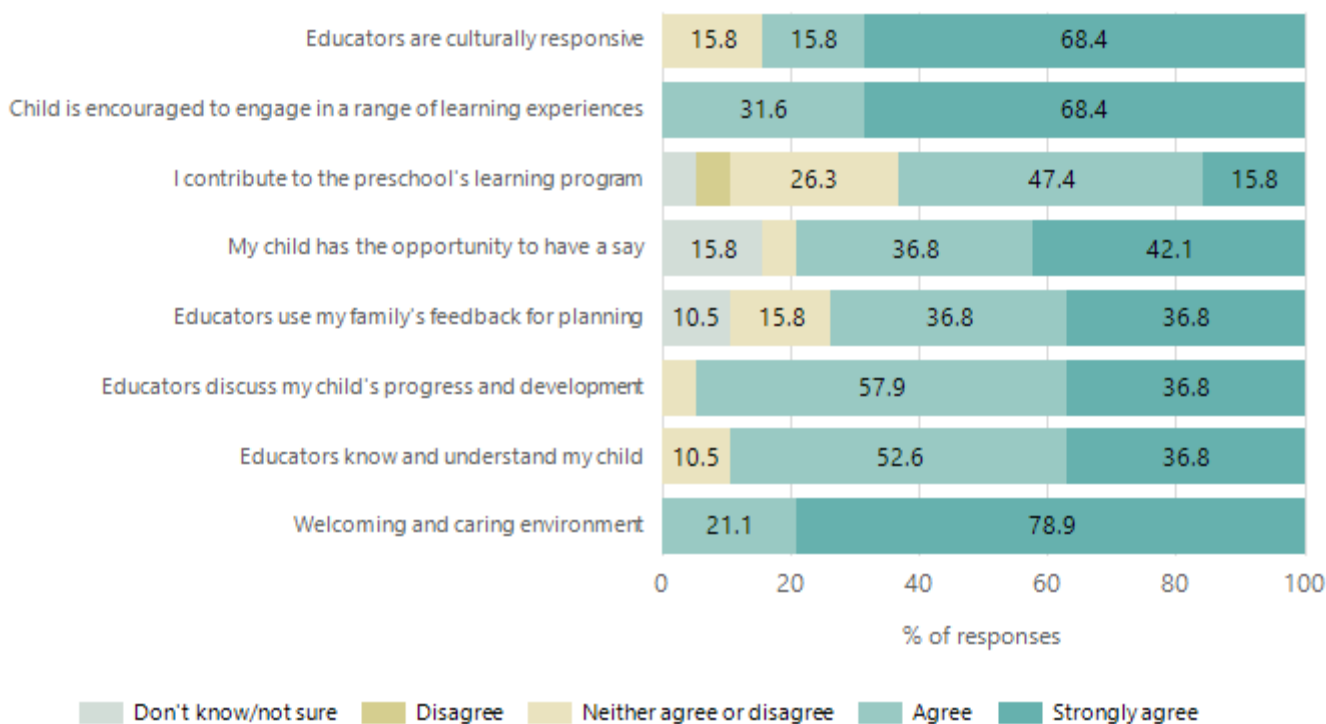
Preschool Family Opinion Survey

Governance, Leadership and Management



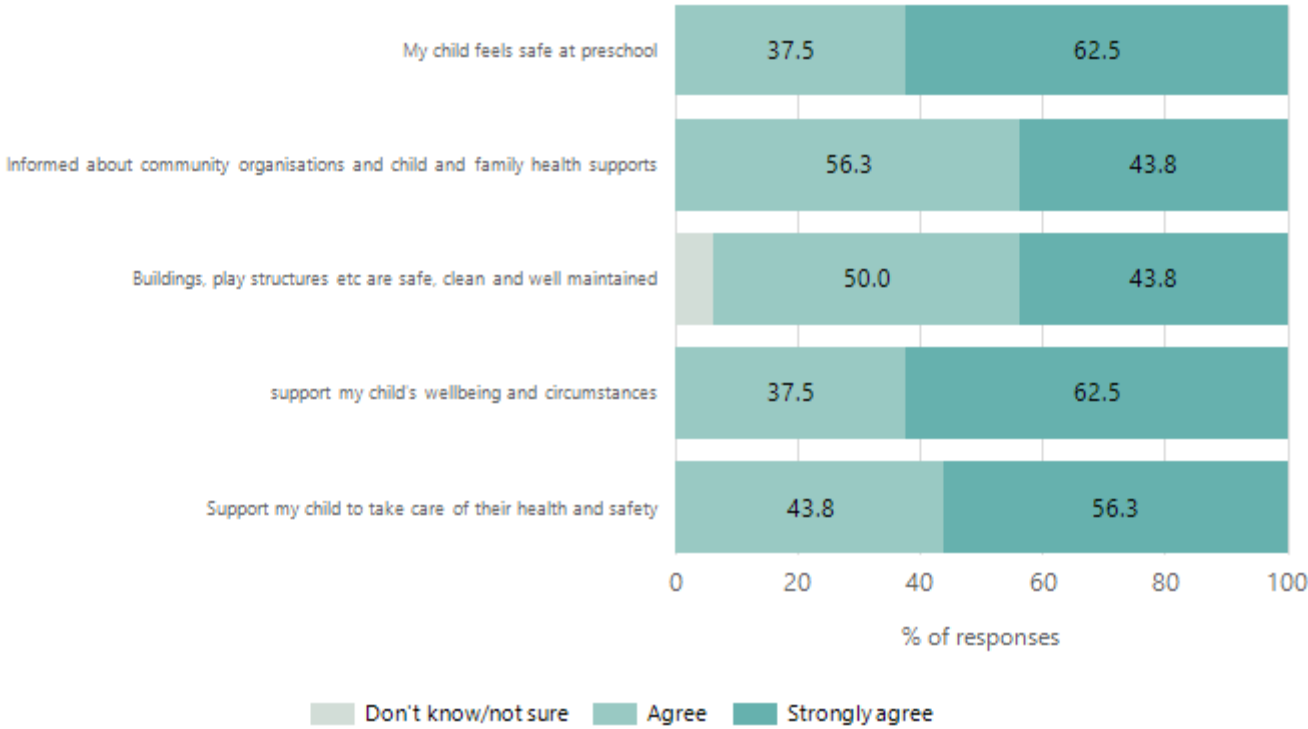
Data Source: 2024 Department for Education Preschool Family Opinions Survey, Term 3 2024.

Quality of Teaching and Learning



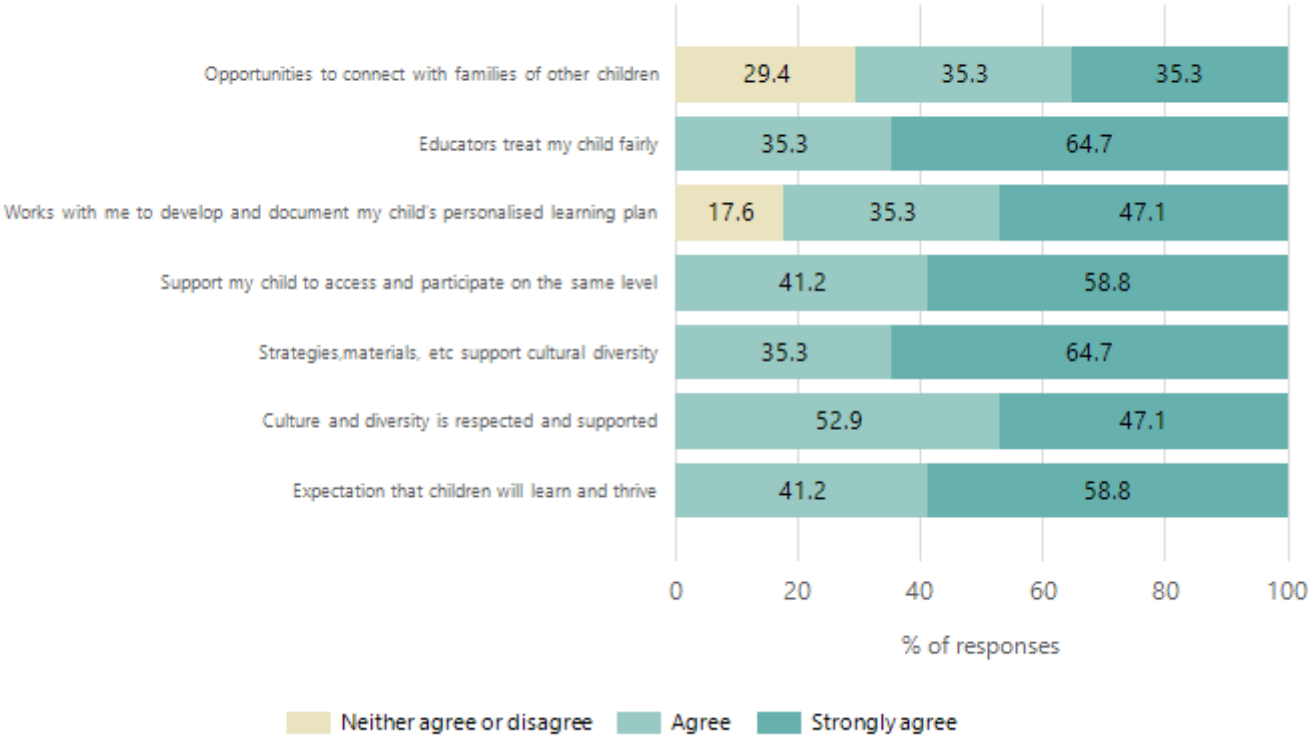
Data Source: 2024 Department for Education Preschool Family Opinions Survey, Term 3 2024.

Safety, Health and Wellbeing



Data Source: 2024 Department for Education Preschool Family Opinions Survey, Term 3 2024.

Support and Inclusion



Data Source: 2024 Department for Education Preschool Family Opinions Survey, Term 3 2024.

Destination Schools

Feeder Schools (Site number - Name)	2022	2023	2024
0460 - Wallaroo Mines Primary School	16.2%	11.6%	8.9%
0778 - Kadina Memorial School	60.3%	60.9%	63.3%
8200 - Harvest Christian College	7.4%	15.9%	10.1%
9084 - St Mary MacKillop School			3.8%
9999 - Unknown	16.2%	10.1%	12.7%

Note: The data is collected in term 3. It does not reflect actual schools enrolled in by existing preschool children. A blank cell indicates there was no data for students enrolled.

Data Source: Department for Education Destination Data Report, 2024.

Highest Qualifications held by the teaching workforce and workforce composition

All teachers at this school are qualified and registered with the SA Teachers Registration Board.

Qualification Level	Number of Qualifications
Bachelor's degrees or Diplomas	3

Data Source: Data extracted from Mandatory Workforce Information Collections as on the last pay date of June 2024. As self-reported by staff in the system.

Please note: Data includes staff who are Actively employed and on extended paid leave. Please note only the highest qualification of the Teaching staff is reported. Excludes any number of other certifications earned.

Workforce composition including indigenous staff

	Non-Teaching Staff		Teaching Staff	
	Indigenous	Non-Indigenous	Indigenous	Non-Indigenous
Full-Time Equivalents	0.0	2.4	1.0	1.8
Persons	0.0	5.0	1.0	2.0

Data Source: Data extracted from Mandatory Workforce Information Collection as on the last pay date of June 2024.

Please note: Data includes staff who are actively employed and on extended paid leave. "Indigenous category" is self-reported by staff in the system.

Financial Statement

Funding Source	Amount
Grants: State	\$620,530.29
Grants: Commonwealth	\$2,035
Parent Contributions	\$25,750
Fund Raising	\$3,591
Other	\$10,140

Data Source: School supplied data.