

2023 annual
report to the
Community


Augusta Park Childhood Services Centre

Augusta Park Childhood Servs Ctr number: 6605
Partnership: Port Augusta - Quorn



Preschool director:

Fiona Faulks



Date of endorsement:

28/03/2024



Government
of South Australia
Department for Education

Context Statement

- Information about Augusta Park Childhood Servs Ctr is available on the centres website, as well as the Australian Childrens Education and Care Quality Authority (ACECQA) website.
- Augusta Park Childhood Service Centre (APCSC) is a standalone preschool located in Port Augusta. Port Augusta is a small city with a population around 15000 in South Australia. Port Augusta is located on the East coast of the Spencer Gulf and situated approximately 322 Kilometres North of Adelaide.
- APCSC has a physical capacity of 30 children per session and an enrolment cap of 40 children each week in Term 1 and 2. Mid- year enrolments started in Term 3 and the enrolment cap was increased up to 50. We are open Monday to Friday and offer two session options. APCSC offers a full year Preschool program for children who are aged four years before the 1st May 2023 and after the 1st May to 31 October 2023. Can commence preschool through the mid-year intake at the start of term 3 of that year. These children are eligible to attend 15 hours per week, which is made up of two full days a week (8.30am - 3.30pm on Monday and Tuesday or Wednesday and Thursday). The remaining hours made up of two Friday sessions a term (8.30am - 1.30pm). APCSC offers a preschool program (of 12 hours a week) for Aboriginal children and children who are under Guardianship of the Minister after their 3rd birthday. These sessions held on either a Monday and Tuesday or a Wednesday and Thursday from 8.30am - 2.30pm. APCSC is currently involved in the Inclusive Preschool Program, which operates as an outreach service for children requiring significant support with a diagnosed disability.
- Our staffing is currently funded at 1.0 Director, 1.0 Teacher and .04 Universal Access Teacher. Early Childhood Workers are employed as required throughout the year. Due to staffing shortage the site is unable to fill the .4 universal Access Teacher and have employed ECW (Early Childhood Worker) to backfill this position.
- The service was reassessed and rated under the National Quality Standard (NQS) and received an overall rating of 'Meeting Standards'. APCSC has a close relationship with Augusta Park Primary School. We do visits to the school whenever possible. The Aboriginal Community Education Officer (ACEO) from Augusta Park Primary school works closely with our preschool to build effective relationships with the children and families in preparation for school.
- The centre continues to form strong community links (Port Augusta library, playgroup sessions and the wider community).
- Strong Oral Language development and the music strategy linked to site Literacy PQIP goal.
- Advancements in children's number sense knowledge, Professional Development days Number Sense and Music strategy linked to site Numeracy PQIP goal.
- Successful community project with SAPOL

Governing Council

In 2023, our Governing Council had fewer members, meeting twice a term, we organised several fundraising events including the Mother's Day raffle, Picture Plate, the Colour Run and Santa's Magic Cave. The money that was raised over the year was used to purchased new children lunch benches for outside and resources. Thanks to site improvements, we replaced the old children's lockers with brand new lockers, this change has notably enhanced the aesthetics, providing children with a pleasant space for their belongings. Playgroup sessions have continued each week, running a session on a Friday morning. By having a playgroup on site, it helped to strengthen community connections by enabling more families into the Preschool. Seesaw social media was introduced for educators and families to share information. Throughout the year the

Governing Council was kept well informed by the staff representative and Preschool Director, in connection with progress of the preschool, children’s learning (including information connected to the Preschool quality Improvement Plan

Preschool Attendance

	Term 1	Term 2	Term 3	Term 4
2020 centre	92.2%		95.1%	85.2%
2021 centre	82.2%	89.6%	82.7%	86.2%
2022 centre	68.4%	69.8%	84.2%	78.9%
2023 centre	82.7%	84.3%	74.1%	87.5%
2020 state	89.1%		84.6%	85.8%
2021 state	87.3%	85.3%	87.1%	84.5%
2022 state	83.6%	77.6%	77.9%	77.8%
2023 state	85.4%	82.9%	83.4%	81.4%

Based on attendances recorded in the two-week reference period each term. Data for eligible enrolments as described in the department's Enrolment policy. Attendance rates may differ to previous reporting with the transfer from calculations based on deemed attendance to actual attendance using booked hours divided by attended hours. Data Source: Department for Education Attendance Data, Semester 1 Report 2023. A blank cell indicates there were no students enrolled.

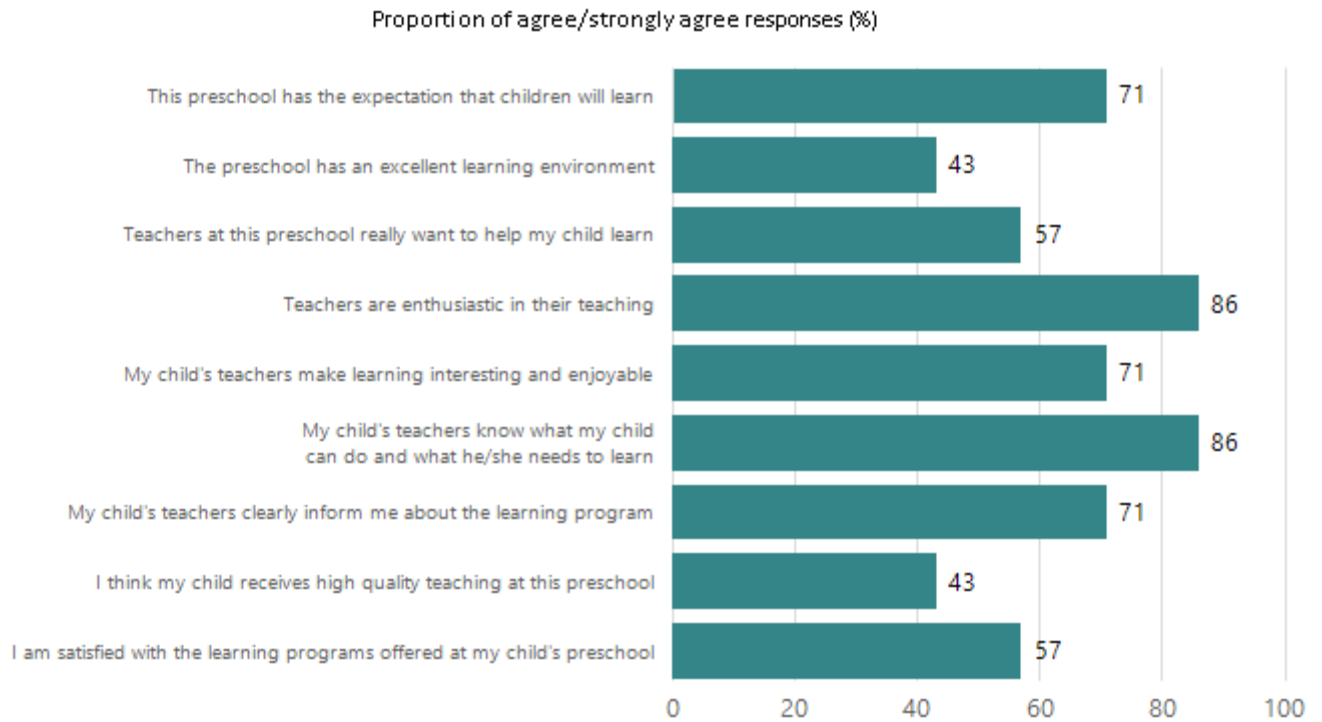
Note: Term 2 2020 data may not be available for all preschools.

Attendance Comment

In South Australia, preschool attendance is not compulsory, but it is strongly encouraged. Preschool gives children the best opportunity to develop skills, which prepare them for school. These benefits include establishing positive routines and habits, friendships and connections as well as developing communication, problem-solving and creative skills. All children are entitled to access a preschool program over 4 terms the year before they start school.

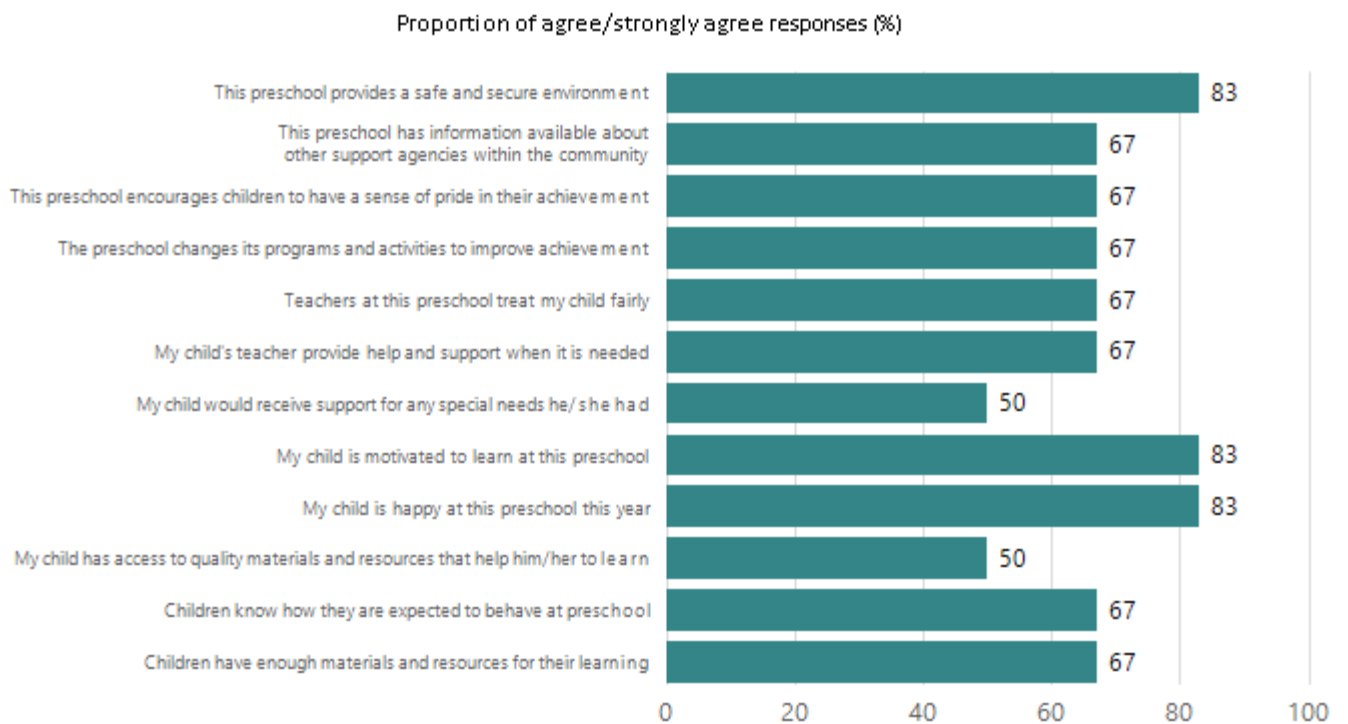
Preschool Family Opinion Survey

Quality of Teaching and Learning



Data Source: 2023 Department for Education Preschool Family Opinions Survey, Term 3 2023.

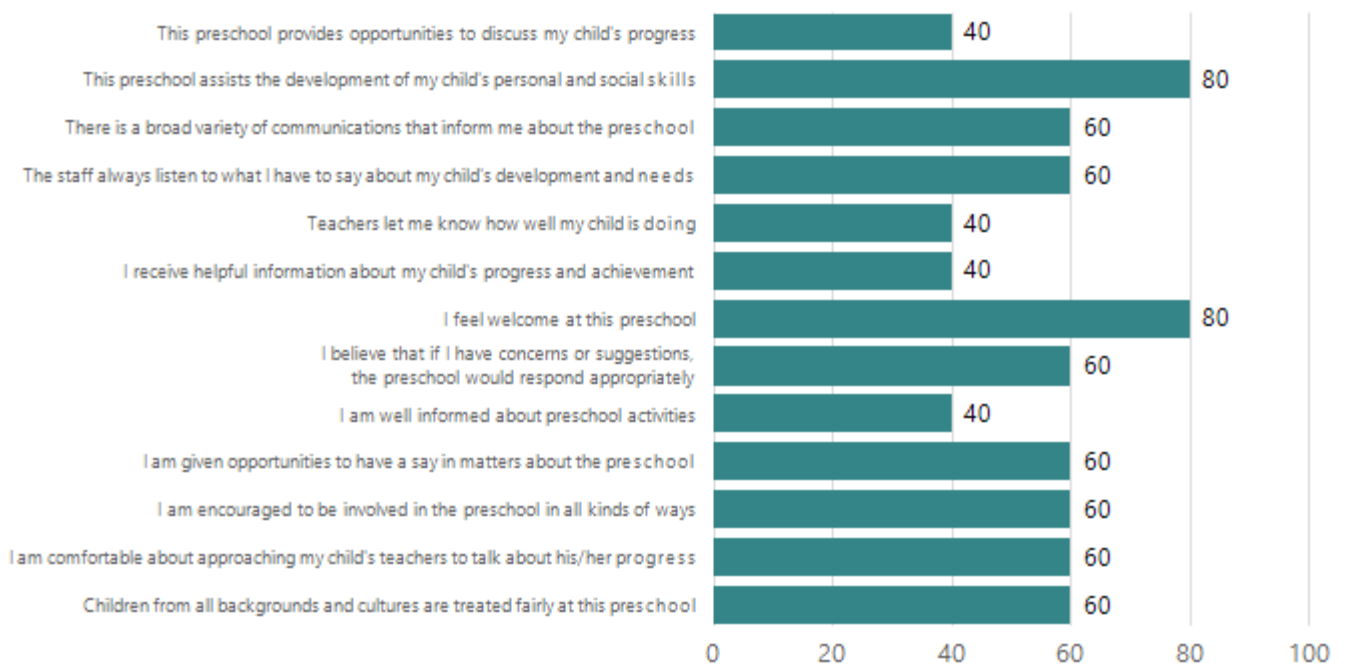
Support of Learning



Data Source: 2023 Department for Education Preschool Family Opinions Survey, Term 3 2023.

Relationships and Communication

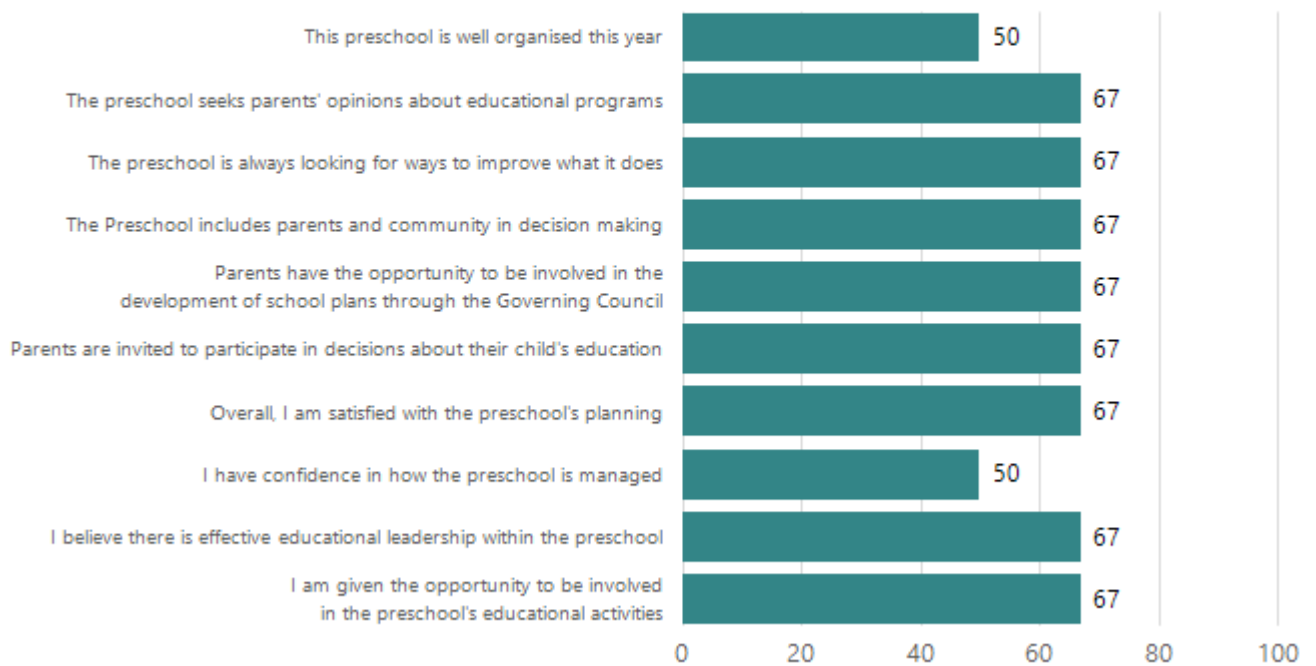
Proportion of agree/strongly agree responses (%)



Data Source: 2023 Department for Education Preschool Family Opinions Survey, Term 3 2023.

Leadership and Decision Making

Proportion of agree/strongly agree responses (%)



Data Source: 2023 Department for Education Preschool Family Opinions Survey, Term 3 2023.

Destination Schools

Feeder Schools (Site number - Name)	2021	2022	2023
0355 - Port Augusta West Primary School	8.1%	3.1%	4.4%
0990 - Augusta Park Primary School	59.5%	75.0%	48.9%
1481 - Stirling North Primary School	5.4%		11.1%
8222 - Dominican School		3.1%	
8259 - Seaview Christian College		3.1%	4.4%
9122 - Caritas College	8.1%	6.3%	
9999 - Unknown	16.2%	9.4%	31.1%

Note: The data is collected in term 3. It does not reflect actual schools enrolled in by existing preschool children. A blank cell indicates there was no data for students enrolled.

Data Source: Department for Education Destination Data Report, 2023.

Highest Qualifications held by the teaching workforce and workforce composition

All teachers at this school are qualified and registered with the SA Teachers Registration Board.

Qualification Level	Number of Qualifications
Bachelor's degrees or Diplomas	2
Postgraduate Qualifications	1

Data Source: Data extracted from Mandatory Workforce Information Collections as on the last pay date of June 2023. As self-reported by staff in the system.

Please note: Data includes staff who are Actively employed and on extended paid leave. Please note only the highest qualification of the Teaching staff is reported. Excludes any number of other certifications earned.

Workforce composition including indigenous staff

	Teaching Staff		Non-Teaching Staff	
	Indigenous	Non-Indigenous	Indigenous	Non-Indigenous
Full-Time Equivalents	0.0	3.0	0.0	1.6
Persons	0.0	3.0	0.0	3.0

Data Source: Data extracted from Mandatory Workforce Information Collection as on the last pay date of June 2023.

Please note: Data includes staff who are actively employed and on extended paid leave. "Indigenous category" is self-reported by staff in the system.

Financial Statement

Funding Source	Amount
Grants: State	
Grants: Commonwealth	
Parent Contributions	
Fund Raising	
Other	

Data Source: School supplied data.