

2024 annual report to the Community

Renmark West Preschool

Renmark West Preschool number: 6559

Partnership: Renmark Loxton



Preschool director:

Meegan Townsend

Meegan Townsend

Date of endorsement:

23/02/2025



Government
of South Australia
Department for Education

Context Statement

Information about Renmark West Preschool is available on the centres website, as well as the Australian Childrens Education and Care Quality Authority (ACECQA) website.

Governing Council Report

What an exciting and rewarding year it has been for Renmark West Preschool, and I'd like to thank our dedicated teachers, staff, and supportive families for contributing to a wonderful year, one we are all very proud of and I'm sure as parents we will all remember as the beginning of our little one's schooling journey.

The highlight for Term 1 was seeing some lovely little friendships form, Yoga with Jade which the children absolutely loved and a successful fundraiser- Hot Cross buns by Loxton Country Bakehouse.

The start of the year came with exciting news, Megan Townsend the Director was expanding her family. This news came as bittersweet as the students expressed how much they would miss her, but how lucky were we all to have "Megs" step in as Acting Director for the remainder of the year. Megs has been such an incredible, nurturing, dedicated and driven Director of Renmark West Pre school, the students have absolutely flourished in their confidence, learning and fun. Thanks to our anchor Liz, and the help of Lisa McLeod (and a number of other wonderful educators) the transition was seamless from our perspective as parents- Thank you Megan for everything, your hard work has not gone unnoticed by us all.

The next term saw an exciting excursion to the Chaffey Theatre (the bus was the best bit), the ever popular Picture Plate fundraiser, Pizza & Quiche Fundraiser and Kindy Graduation Ceremony for three of the students heading off to Reception! We then welcomed 4 new students in terms 3&4 which was lovely to see them transition smoothly.

Term 3 also saw the introduction of the Child Protection Curriculum, Book Week Parade, and a visit to the Renmark Paringa Library.

The Sportathon fundraiser was an absolute hit, with wonderful participation from students and their families that came along in support. A total of \$1573.00 was raised and many laps run, some enthusiastic demonstrations from Liz no doubt motivating the children to achieve what they did.

Term 4 saw Lisa become the Cooking Queen, with plenty of yummy creations which the kids loved! A special celebration of the Indian Festival of Lights, an exciting term of transitions, the welcoming of OT Student Grace.

A brief recap of the year that was at Renmark West Preschool 2024, but it wouldn't be complete without a huge thank you and recognition of Liz. Liz you are the face of Renmark West Kindy, quite often the first point of contact as little ones attend playgroup. Being a part of this committee has shown to all of us just how much work goes into keeping the cogs turning, our children learning and thriving and keeps us parents following the rules- and that is a huge testament to you and everything you do.

I'd like to thank the committee members for a wonderful year, for their contributions and wish all the best for the Committee, staff and students of Renmark West Preschool for a successful year in 2025.

Preschool Attendance

	Term 1	Term 2	Term 3	Term 4
2021 centre	94.2%	76.7%	92.9%	91.9%
2022 centre	97.9%	77.9%	89%	63.9%
2023 centre	83.8%	63.3%	83.3%	75.9%
2024 centre	93.2%		80%	

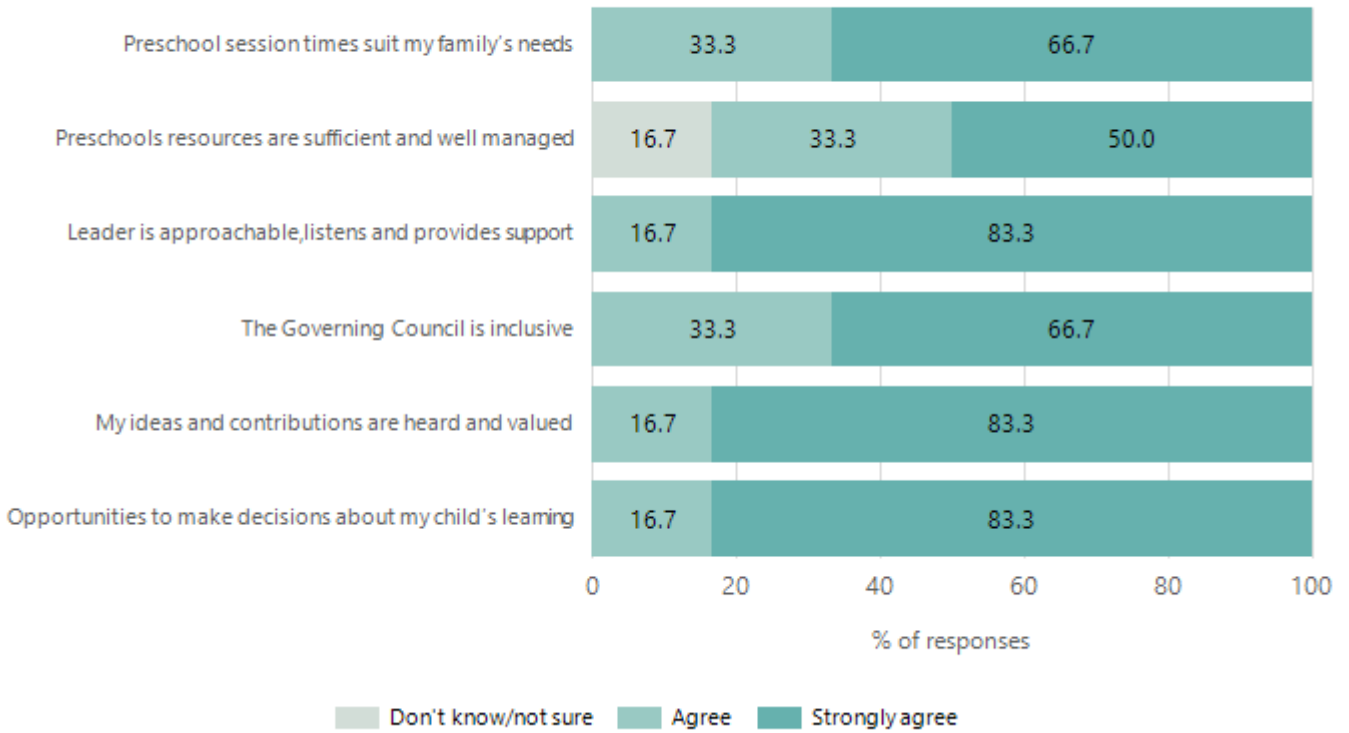
Based on attendances recorded in the two-week reference period each term. Data for eligible enrolments as described in the department's Enrolment policy. Attendance rates may differ to previous reporting with the transfer from calculations based on deemed attendance to actual attendance using booked hours divided by attended hours. Data Source: Department for Education Attendance Data, Semester 1 Report 2024. A blank cell indicates there were no students enrolled.

Attendance Comment

In South Australia, preschool attendance is not compulsory, but it is strongly encouraged. Preschool gives children the best opportunity to develop skills, which prepare them for school. These benefits include establishing positive routines and habits, friendships and connections as well as developing communication, problem-solving and creative skills. All children are entitled to access a preschool program over 4 terms the year before they start school.

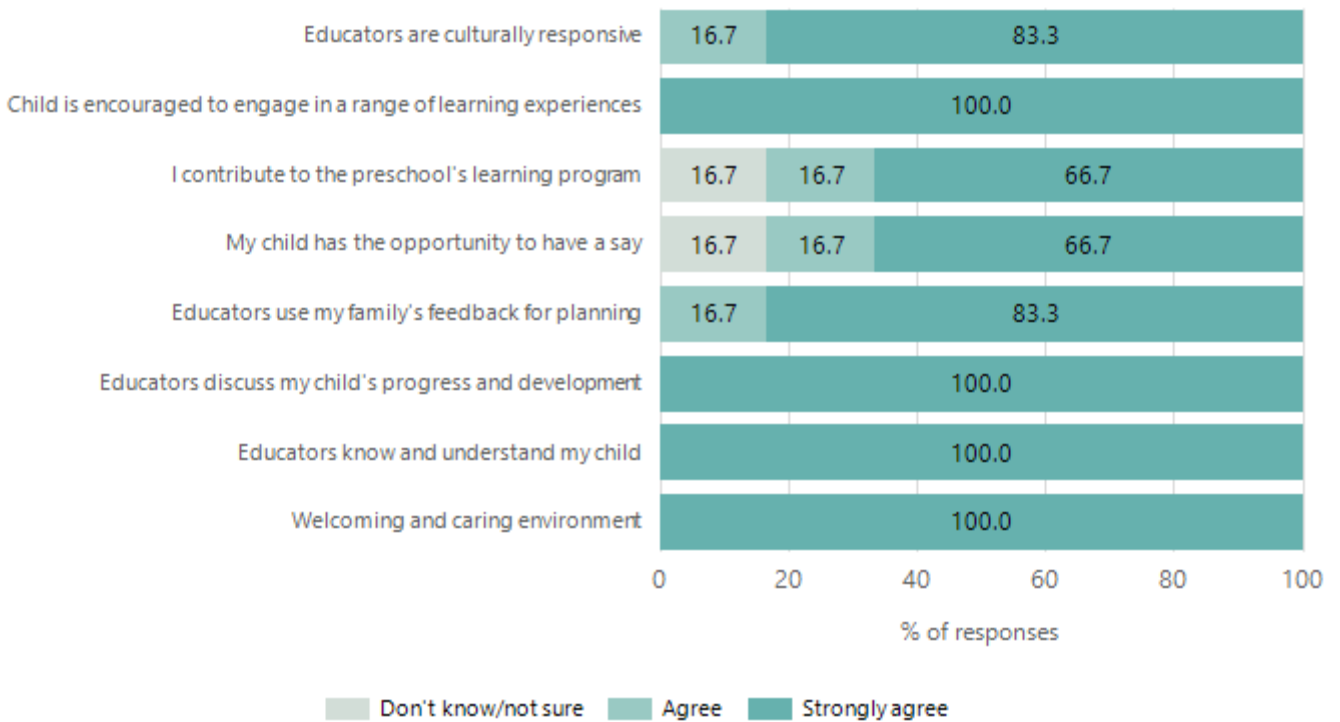
Preschool Family Opinion Survey

Governance, Leadership and Management



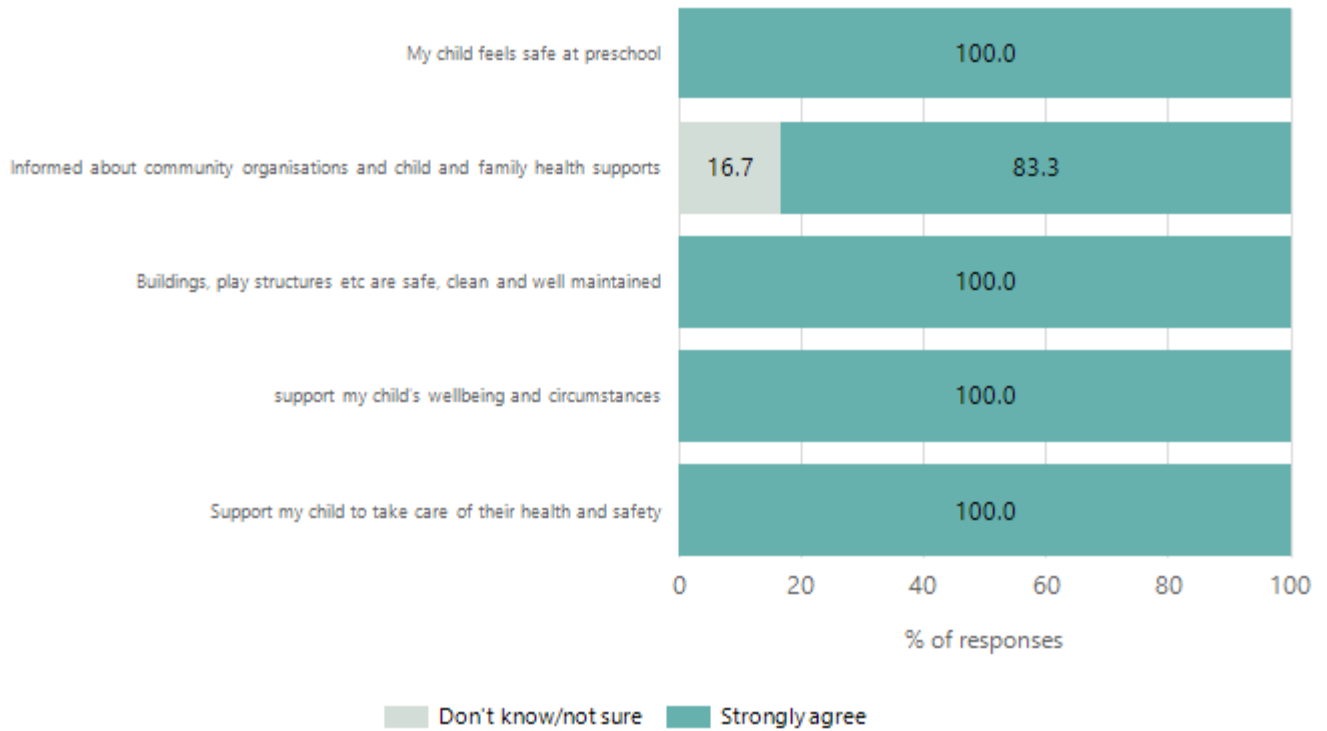
Data Source: 2024 Department for Education Preschool Family Opinions Survey, Term 3 2024.

Quality of Teaching and Learning



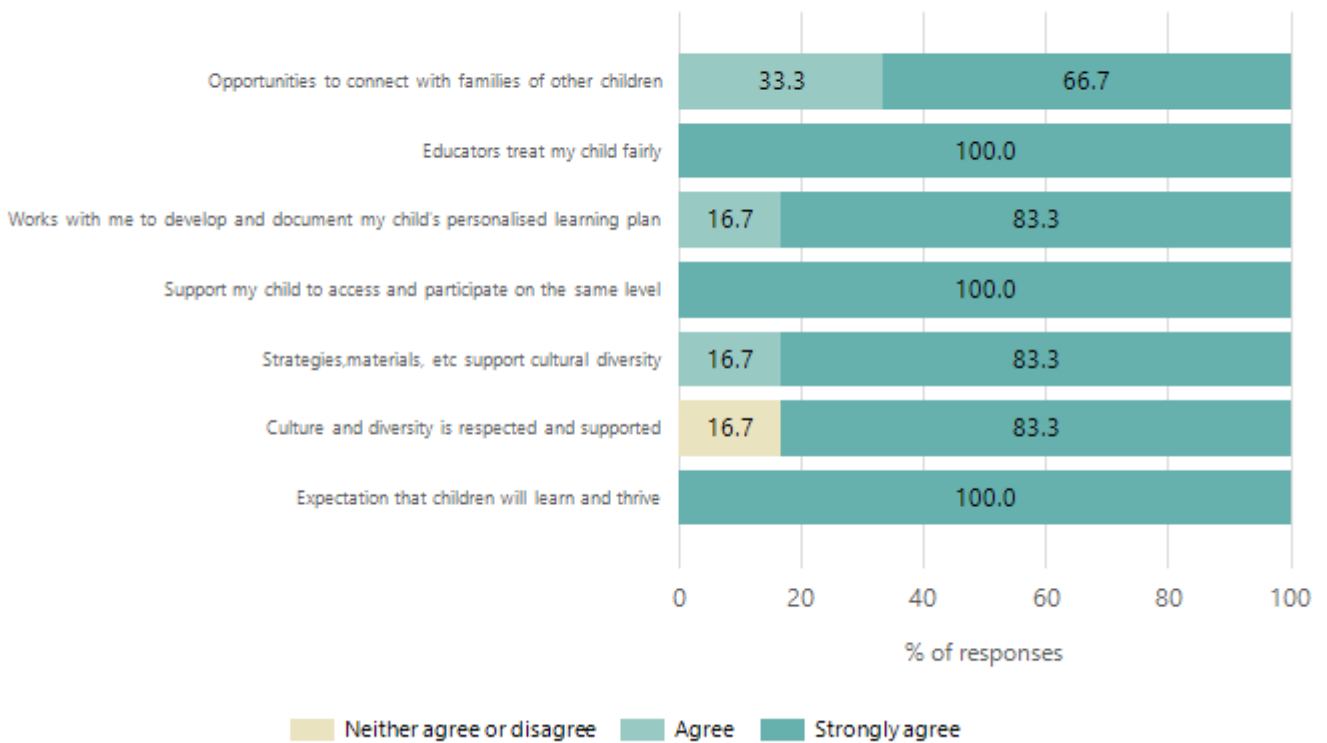
Data Source: 2024 Department for Education Preschool Family Opinions Survey, Term 3 2024.

Safety, Health and Wellbeing



Data Source: 2024 Department for Education Preschool Family Opinions Survey, Term 3 2024.

Support and Inclusion



Data Source: 2024 Department for Education Preschool Family Opinions Survey, Term 3 2024.

Destination Schools

Feeder Schools (Site number - Name)	2022	2023	2024
0378 - Renmark West Primary School	7.1%	78.6%	20.0%
9999 - Unknown	92.9%	21.4%	80.0%

Note: The data is collected in term 3. It does not reflect actual schools enrolled in by existing preschool children. A blank cell indicates there was no data for students enrolled.

Data Source: Department for Education Destination Data Report, 2024.

Highest Qualifications held by the teaching workforce and workforce composition

All teachers at this school are qualified and registered with the SA Teachers Registration Board.

Qualification Level	Number of Qualifications
Bachelor's degrees or Diplomas	3

Data Source: Data extracted from Mandatory Workforce Information Collections as on the last pay date of June 2024. As self-reported by staff in the system.

Please note: Data includes staff who are Actively employed and on extended paid leave. Please note only the highest qualification of the Teaching staff is reported. Excludes any number of other certifications earned.

Workforce composition including indigenous staff

	Teaching Staff		Non-Teaching Staff	
	Indigenous	Non-Indigenous	Indigenous	Non-Indigenous
Full-Time Equivalents	0.0	1.3	0.0	0.7
Persons	0.0	3.0	0.0	1.0

Data Source: Data extracted from Mandatory Workforce Information Collection as on the last pay date of June 2024.

Please note: Data includes staff who are actively employed and on extended paid leave. "Indigenous category" is self-reported by staff in the system.

Financial Statement

Funding Source	Amount
Grants: State	\$7,883.86
Grants: Commonwealth	
Parent Contributions	\$4,325.00
Fund Raising	\$1,844.45
Other	

Data Source: School supplied data.