

2023 annual report to the Community

Gladigau Park Kindergarten

Gladigau Park Kindergarten number: 6514

Partnership: Blue Lake



Preschool director:

Jane Hetherington

*Jane
Hetherington*

Date of endorsement:

07/02/2024



Context Statement

Information about Gladigau Park Kindergarten is available on the centres website, as well as the Australian Children's Education and Care Quality Authority (ACECQA) website.

Gladigau Park Kindergarten

2023 Chairperson's Report

Read at the 2024 AGM on 14th Feb 2024.

In 2023, Gladigau Park Kindergarten welcomed two new teachers – Kate Ellis and Monique Maney, Angelia having left at the end of 2022 to pursue primary school teaching. Monique moved to Naracoorte North Kindy in Term 2, which gave Kate a full-time position at Gladigau for the rest of 2023. Louise was Acting Director during Term 1, until Jane returned to take over the Director's role from Term 2 onwards. Alisha lost support hours in 2023 and went to one day a week, covering play group and 3 hours of support.

Governing Council held three fundraisers, receiving generous donations for our Fathers' Day Raffle and a successful Two Bros cookie dough fundraiser. Our third fundraising attempt – Picture Plates – received fewer participants than usual, potentially due to the rising cost of living.

Staff facilitated many wonderful excursions, which included trips to the Post Office, the Mount Gambier Public Library for Simultaneous Storytime, the Riddoch Arts and Cultural Centre to view the mural the children had worked together to create, and Echo Farm. All were met with much enthusiasm and excitement.

Speech pathologists were outsourced for two children, and the staff-led Circle of Security program was welcomed again by many grateful parents.

2023 saw the implementation of mid-year intakes, who were all made very welcome. The kindy website was also upgraded.

The kindy saw a few challenges towards the end of the year, with a couple of incidents of Industrial Action and an incident of social media negativity, which Jane handled expertly and in a timely manner.

The children heading off to school in 2024 enjoyed visits to their new schools, and also received visits at the kindy from their teachers-to-be. Hopefully this made all transitions as smooth as possible.

On behalf of members of the Governing Council, I would like to thank Jane, Louise, Kate and all staff for such a warm welcome to the kindy, and a very successful year for all. I look forward to returning in 2024.

Jacqui Davies

Preschool Attendance

	Term 1	Term 2	Term 3	Term 4
2020 centre	93.7%	78.7%	89.7%	90.3%
2021 centre	87.8%	92.6%	91.5%	77.7%
2022 centre	92.6%	84.9%	84%	89.5%
2023 centre	76.7%	80.6%	77.3%	86.9%
2020 state	89.1%	81.8%	84.6%	85.8%
2021 state	87.3%	85.3%	87.1%	84.5%
2022 state	83.6%	77.6%	77.9%	77.8%
2023 state	85.4%	82.9%	83.4%	81.4%

Based on attendances recorded in the two-week reference period each term. Data for eligible enrolments as described in the department's Enrolment policy. Attendance rates may differ to previous reporting with the transfer from calculations based on deemed attendance to actual attendance using booked hours divided by attended hours. Data Source: Department for Education Attendance Data, Semester 1 Report 2023. A blank cell indicates there were no students enrolled.

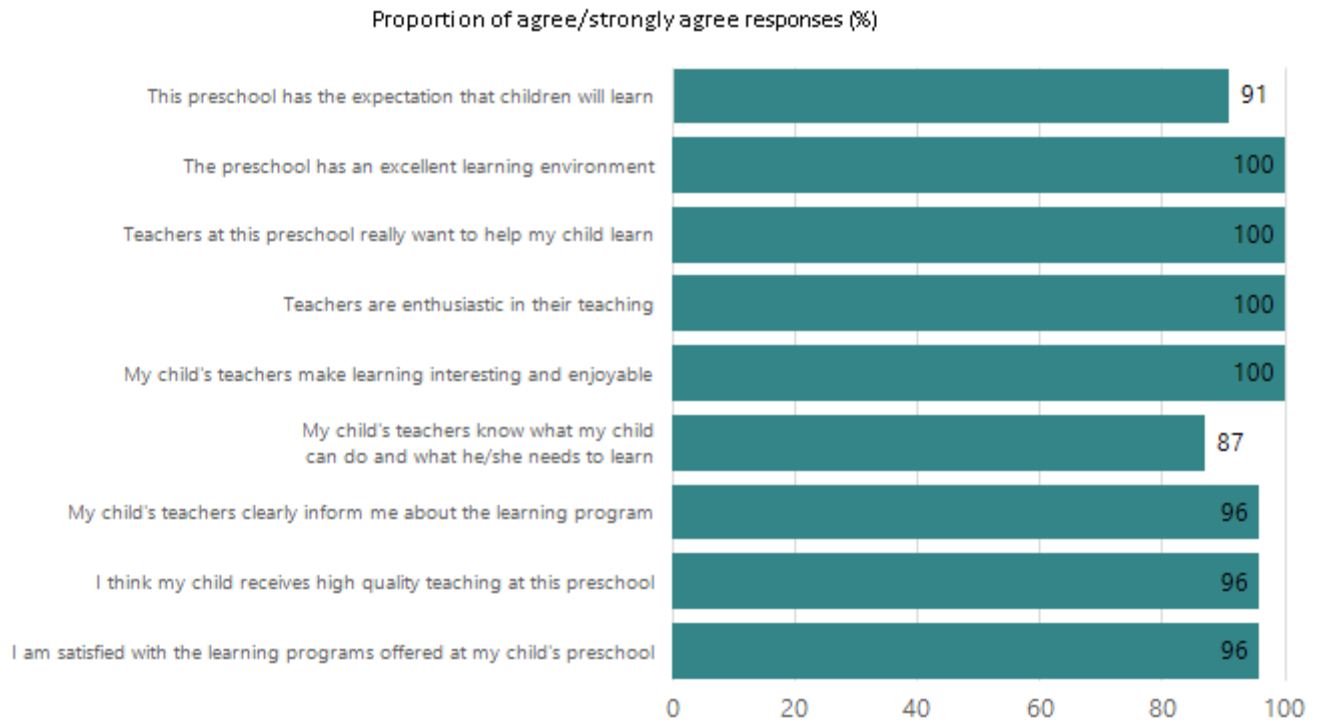
Note: Term 2 2020 data may not be available for all preschools.

Attendance Comment

In South Australia, preschool attendance is not compulsory, but it is strongly encouraged. Preschool gives children the best opportunity to develop skills, which prepare them for school. These benefits include establishing positive routines and habits, friendships and connections as well as developing communication, problem-solving and creative skills. All children are entitled to access a preschool program over 4 terms the year before they start school.

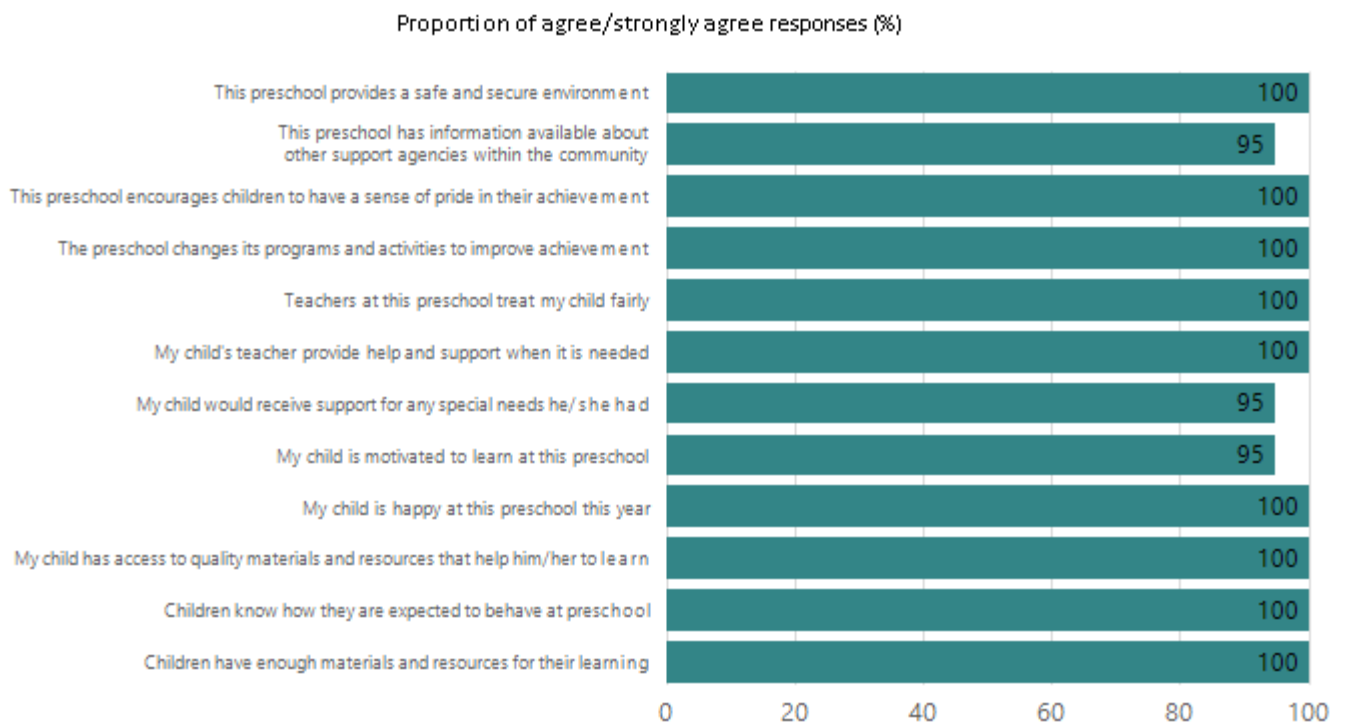
Preschool Family Opinion Survey

Quality of Teaching and Learning



Data Source: 2023 Department for Education Preschool Family Opinions Survey, Term 3 2023.

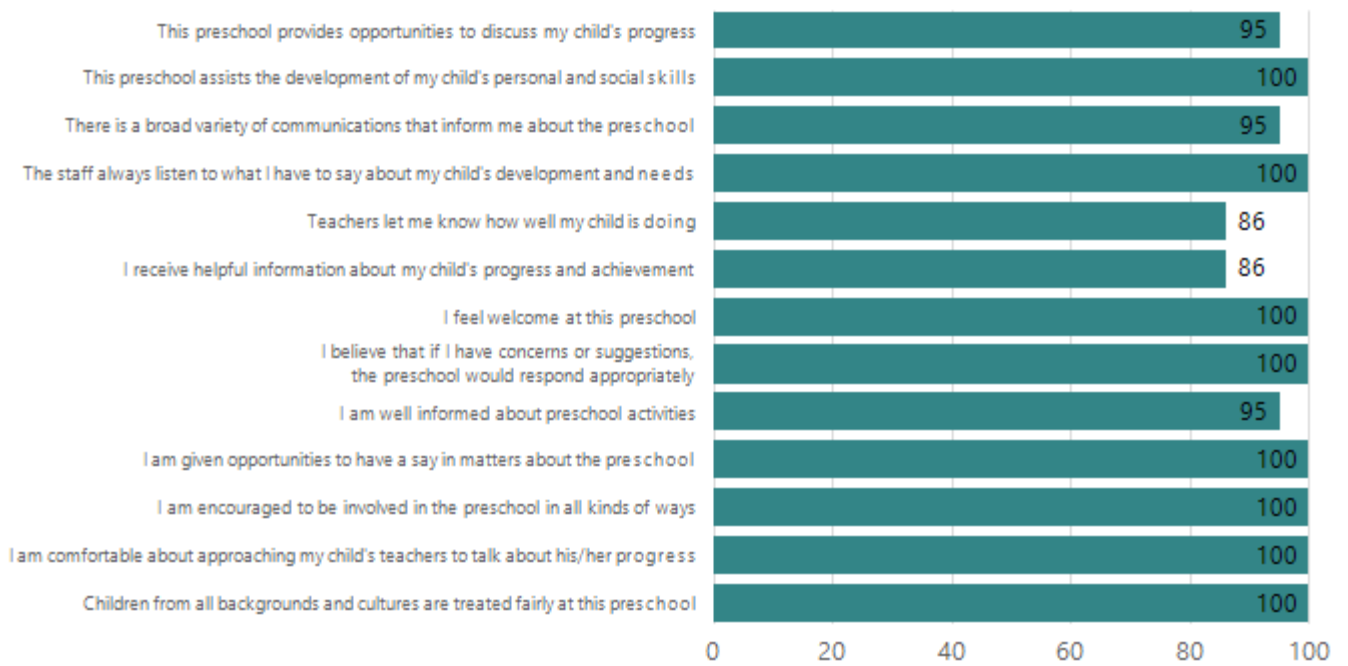
Support of Learning



Data Source: 2023 Department for Education Preschool Family Opinions Survey, Term 3 2023.

Relationships and Communication

Proportion of agree/strongly agree responses (%)



Data Source: 2023 Department for Education Preschool Family Opinions Survey, Term 3 2023.

Leadership and Decision Making

Proportion of agree/strongly agree responses (%)



Data Source: 2023 Department for Education Preschool Family Opinions Survey, Term 3 2023.

Destination Schools

Feeder Schools (Site number - Name)	2021	2022	2023
0290 - Reidy Park Primary School	7.9%		
0422 - Suttontown Primary School	7.9%		
0501 - Yahl Primary School	7.9%	4.7%	
0953 - Mount Gambier North Primary School	5.3%		
1021 - McDonald Park School	50.0%	4.7%	
8359 - Saint Martins Lutheran College	7.9%		
9999 - Unknown		88.4%	94.9%

Note: The data is collected in term 3. It does not reflect actual schools enrolled in by existing preschool children. A blank cell indicates there was no data for students enrolled.

Data Source: Department for Education Destination Data Report, 2023.

Highest Qualifications held by the teaching workforce and workforce composition

All teachers at this school are qualified and registered with the SA Teachers Registration Board.

Qualification Level	Number of Qualifications
Bachelor's degrees or Diplomas	3
Postgraduate Qualifications	1

Data Source: Data extracted from Mandatory Workforce Information Collections as on the last pay date of June 2023. As self-reported by staff in the system.

Please note: Data includes staff who are Actively employed and on extended paid leave. Please note only the highest qualification of the Teaching staff is reported. Excludes any number of other certifications earned.

Workforce composition including indigenous staff

	Teaching Staff		Non-Teaching Staff	
	Indigenous	Non-Indigenous	Indigenous	Non-Indigenous
Full-Time Equivalents	0.0	3.3	0.0	0.4
Persons	0.0	4.0	0.0	1.0

Data Source: Data extracted from Mandatory Workforce Information Collection as on the last pay date of June 2023.

Please note: Data includes staff who are actively employed and on extended paid leave. "Indigenous category" is self-reported by staff in the system.

Financial Statement

Funding Source	Amount
Grants: State	457610.09
Grants: Commonwealth	Nil
Parent Contributions	14354.08
Fund Raising	3247.00
Other (uniforms)	1343.90

Data Source: School supplied data.