

2024 annual report to the Community

# Pasadena Kindergarten

Pasadena Kindergarten number: 4686

Partnership: Mitcham Plains



Preschool director:

Catherine Heyward

Date of endorsement:

21/06/2025



Government  
of South Australia  
Department for Education

# Context Statement

Information about Pasadena Kindergarten is available on the centres website, as well as the Australian Childrens Education and Care Quality Authority (ACECQA) website.

## Governing Council Report

On behalf of the 2024 Governing Council, I would like to thank all of the educators for a fantastic year at Pasadena Kindergarten. We all feel so lucky for the welcoming and fun environment that you create for our children, and it has been a pleasure watching them all grow over the course of the kindy year. As the governing council, we feel lucky to be a part of the kindy community and to help facilitate the fundraising and the council meetings. We provided support for the major fundraising events for the year, the Obstacle-a-thon and the Art Show, where the sale of baked goods, coffee, a sausage sizzle and the children's art helped to provide funds for the kindergarten. The fridge magnet fundraiser in Term 4 also proved to be a popular option for Christmas presents. The family get-together for Harmony and the sale of potted plants raised funds to support backpacks for CentaCare. The music program, *Musical Muscles*, with Caleb has been popular, and families were able to share what the children have learnt through an end of year performance. There have also been a number of animal visitors to the kindy over the year, from monarch caterpillars to tadpoles (who were very slow to grow any legs), to the very popular Henny Penny chick program. The main excursion for the year was to the Fire Station, where the children each had a turn with the hose, were able to use the fire fighter's gym and even saw the fire engine take off with sirens blaring! The unsafe wooden platform structure was removed from the outdoor area at the beginning of 2024, which has opened up the outdoor play area and ensured a safe space for all to enjoy. The majority of

funds for 2024 have gone towards improving the outdoor space and meeting all safety requirements.

The Governing Council is a very positive experience and is fun way to meet other parents in the kindy community. I strongly encourage any incoming families in 2025 to consider becoming a part of the Governing Council, it is a fantastic opportunity to support this essential resource in our local community.

## Preschool Attendance

	Term 1	Term 2	Term 3	Term 4
2021 centre	90.4%	66.6%	86%	79.4%
2022 centre	87.6%	75.9%	82.4%	82.2%
2023 centre	82.4%	88.2%	89.6%	79.6%
2024 centre	84.7%		83.4%	

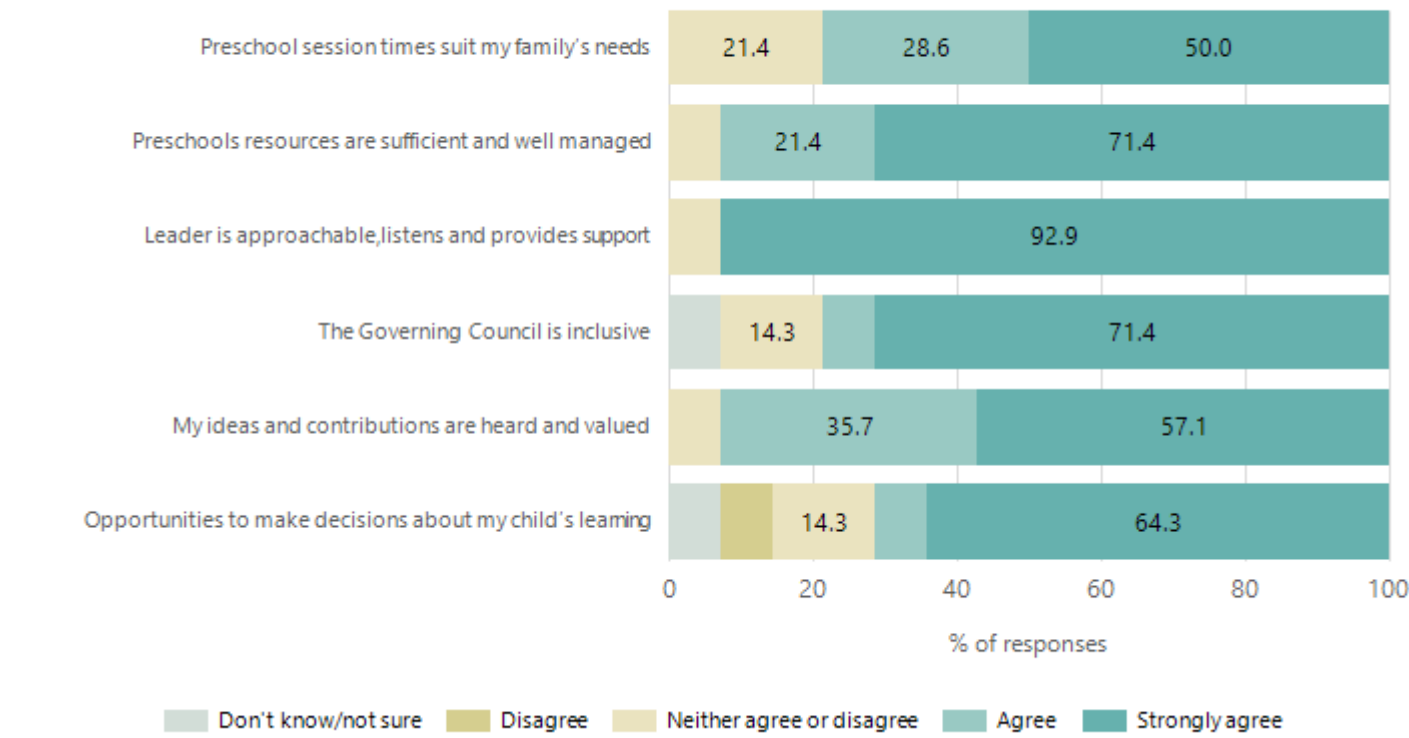
Based on attendances recorded in the two-week reference period each term. Data for eligible enrolments as described in the department's Enrolment policy. Attendance rates may differ to previous reporting with the transfer from calculations based on deemed attendance to actual attendance using booked hours divided by attended hours. Data Source: Department for Education Attendance Data, Semester 1 Report 2024. A blank cell indicates there we no students enrolled.

## Attendance Comment

In South Australia, preschool attendance is not compulsory, but it is strongly encouraged. Preschool gives children the best opportunity to develop skills, which prepare them for school. These benefits include establishing positive routines and habits, friendships and connections as well as developing communication, problem-solving and creative skills. All children are entitled to access a preschool program over 4 terms the year before they start school.

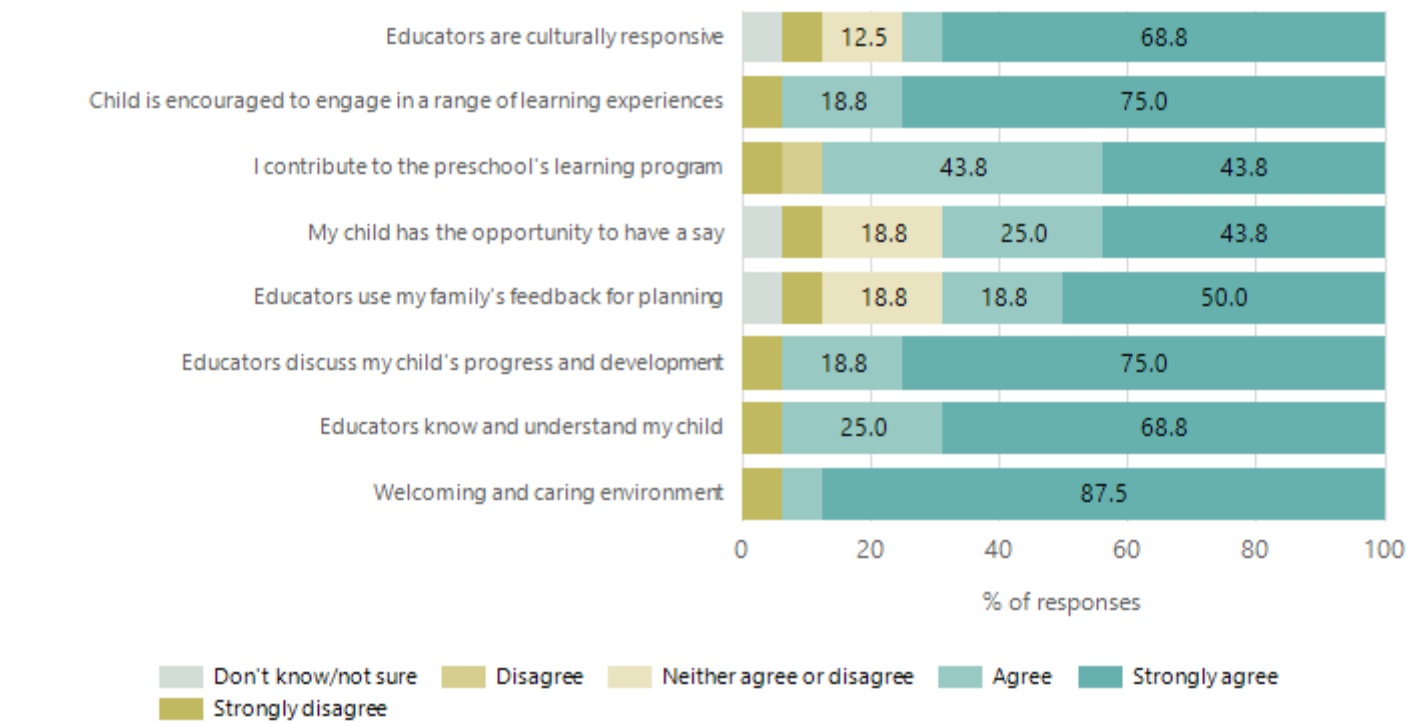
# Preschool Family Opinion Survey

## Governance, Leadership and Management



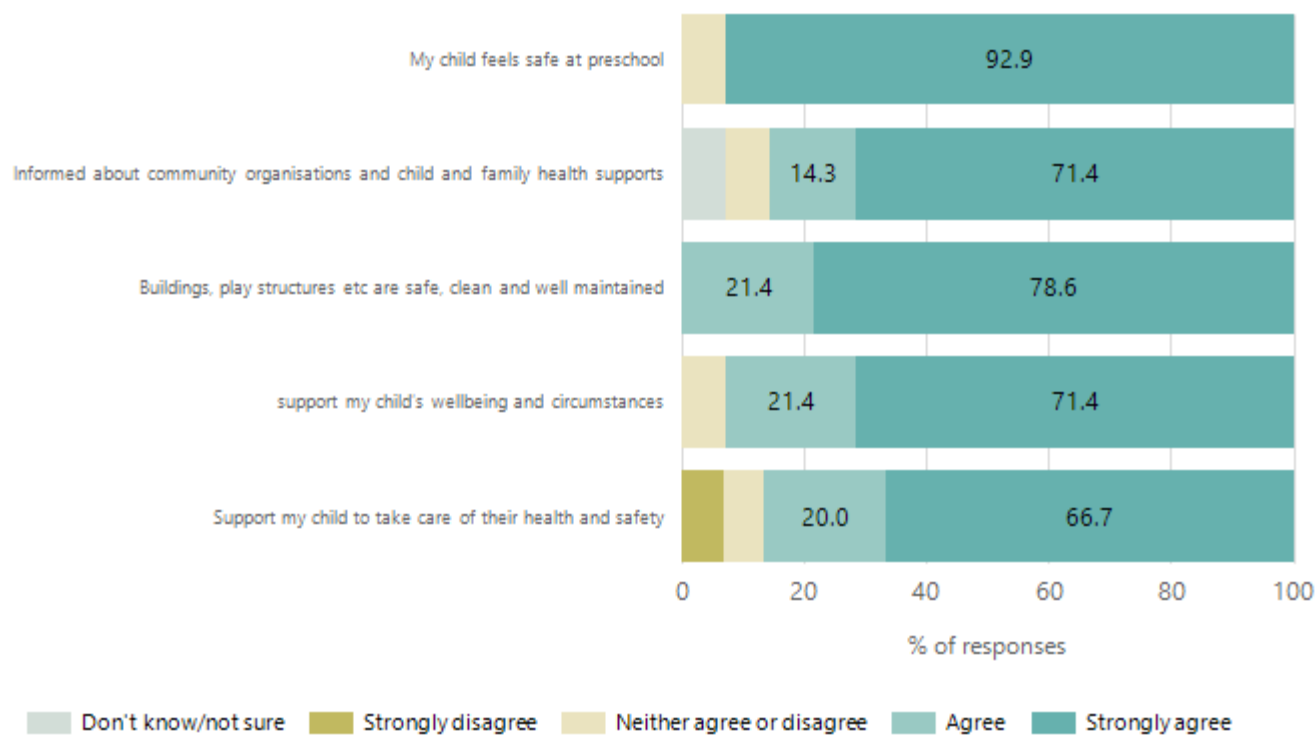
Data Source: 2024 Department for Education Preschool Family Opinions Survey, Term 3 2024.

## Quality of Teaching and Learning



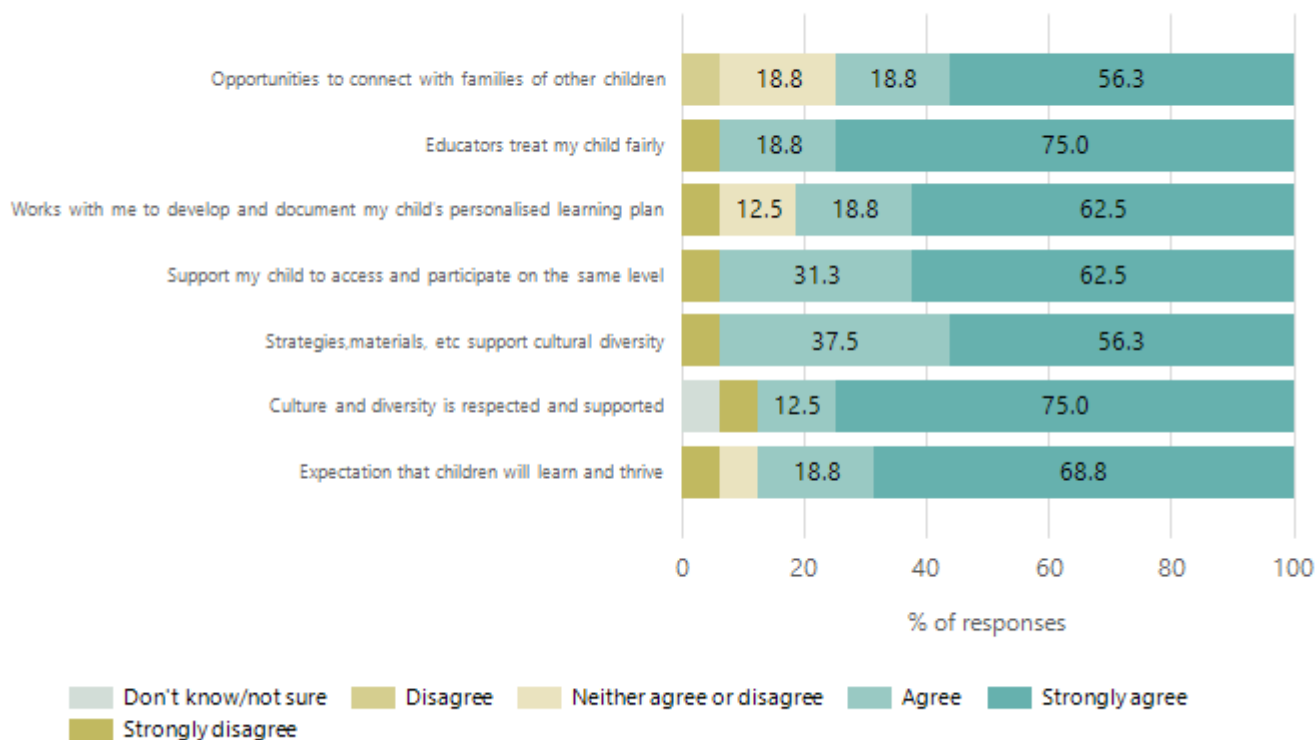
Data Source: 2024 Department for Education Preschool Family Opinions Survey, Term 3 2024.

# Safety, Health and Wellbeing



Data Source: 2024 Department for Education Preschool Family Opinions Survey, Term 3 2024.

# Support and Inclusion



Data Source: 2024 Department for Education Preschool Family Opinions Survey, Term 3 2024.

# Destination Schools

Feeder Schools (Site number - Name)	2022	2023	2024
0127 - Edwardstown Primary School	10.0%		
0270 - Mitcham Primary School		4.9%	
0340 - Ascot Park Primary School	3.3%		
0723 - Colonel Light Gardens Primary School	13.3%	7.3%	
0952 - Clapham Primary School	10.0%	9.8%	
8003 - Heritage College Inc	6.7%		
9017 - St Therese Primary School	6.7%		
9070 - St Bernadette's School	3.3%	7.3%	
9999 - Unknown	46.7%	68.3%	100.0%

Note: The data is collected in term 3. It does not reflect actual schools enrolled in by existing preschool children. A blank cell indicates there was no data for students enrolled.

Data Source: Department for Education Destination Data Report, 2024.

# Highest Qualifications held by the teaching workforce and workforce composition

All teachers at this school are qualified and registered with the SA Teachers Registration Board.

Qualification Level	Number of Qualifications
Bachelor's degrees or Diplomas	2

Data Source: Data extracted from Mandatory Workforce Information Collections as on the last pay date of June 2024. As self-reported by staff in the system.

Please note: Data includes staff who are Actively employed and on extended paid leave. Please note only the highest qualification of the Teaching staff is reported. Excludes any number of other certifications earned.

## Workforce composition including indigenous staff

	Teaching Staff		Non-Teaching Staff	
	Indigenous	Non-Indigenous	Indigenous	Non-Indigenous
Full-Time Equivalents	0.0	1.3	0.0	0.7
Persons	0.0	2.0	0.0	2.0

Data Source: Data extracted from Mandatory Workforce Information Collection as on the last pay date of June 2024.

Please note: Data includes staff who are actively employed and on extended paid leave. "Indigenous category" is self-reported by staff in the system.

# Financial Statement

Funding Source	Amount
Grants: State	\$328,940
Grants: Commonwealth	0
Parent Contributions	\$25,217
Fund Raising	\$2,425
Other – Interest	\$1592

Data Source: School supplied data.