



2023 annual report to the Community

Oakbank Kindergarten

Oakbank Kindergarten number: 4645

Partnership: Heysen



Preschool director:

Irene O'Callaghan

Signature

Date of endorsement:

03/05/2024



Context Statement

Information about Oakbank Kindergarten is available on the centres website, as well as the Australian Children's Education and Care Quality Authority (ACECQA) website.

Governing Council Chairperson Report 2023

Oakbank Kindergarten is situated in a historic stone building built in 1868 which is set within picturesque grounds. The Kindergarten setting offers a natural environment which supports children to develop a strong sense of wellbeing and dispositions for learning that will prepare them for their future in an ever changing world.

2023 had many significant positive changes for the Oakbank kindergarten lead by the governing council. The community and teaching staff welcomed Irene to the role of newly appointed Director, bringing so much passion and great ideas, she really hit the ground running.

One of our biggest achievements which had finally come to fruition, after 12 years of consultation was the installation of a designated emu crossing which now requires traffic to slow down to 25km/h when flags are on display. This isn't only a huge safety benefit for the kindy's children and staff but for everyone in the community now have an allocated place to cross the road.

Noise reducing panelling was installed inside the historical part of the kindergarten building, allowing spaces to become much comfortable, useable and enjoyable space to be in for everyone.

Governing Council, Director and Staff Team collaborated with a graphic designer and Aboriginal consultant to update our kindergarten logo, encompassing our strong values and incorporating our commitment to sharing culture.

Our continued involvement with the community was reflected in the development of a community garden accessible at anytime through the playground. This initiative saw donations of materials from local businesses and installation by the parents and children of the kindy, both past and present. The children's creative art work will be on display on stobie poles and in local businesses in surrounding areas. This program will allow the children's artwork to be displayed for years to come.

The Oakbank kindergarten class of 2023, had a great group of hands on parents contributing to family activities, including family Earth night, Dancify performance, picnics and the successful fundraising projects. These extra activities help cement lasting friendships and sense of community that we aim to continue supporting and leading in 2024 and years to come.

Preschool Attendance

| | Term 1 | Term 2 | Term 3 | Term 4 |
|-------------|--------|--------|--------|--------|
| 2020 centre | 97.3% | | 98.7% | 90% |
| 2021 centre | 98.8% | 96.2% | 96.2% | 89.1% |
| 2022 centre | 90% | 88.2% | 83.3% | 56.1% |
| 2023 centre | 83.2% | 90.8% | 82.2% | 74.8% |
| 2020 state | 89.1% | | 84.6% | 85.8% |
| 2021 state | 87.3% | 85.3% | 87.1% | 84.5% |
| 2022 state | 83.6% | 77.6% | 77.9% | 77.8% |
| 2023 state | 85.4% | 82.9% | 83.4% | 81.4% |

Based on attendances recorded in the two-week reference period each term. Data for eligible enrolments as described in the department's Enrolment policy. Attendance rates may differ to previous reporting with the transfer from calculations based on deemed attendance to actual attendance using booked hours divided by attended hours. Data Source: Department for Education Attendance Data, Semester 1 Report 2023. A blank cell indicates there we no students enrolled.

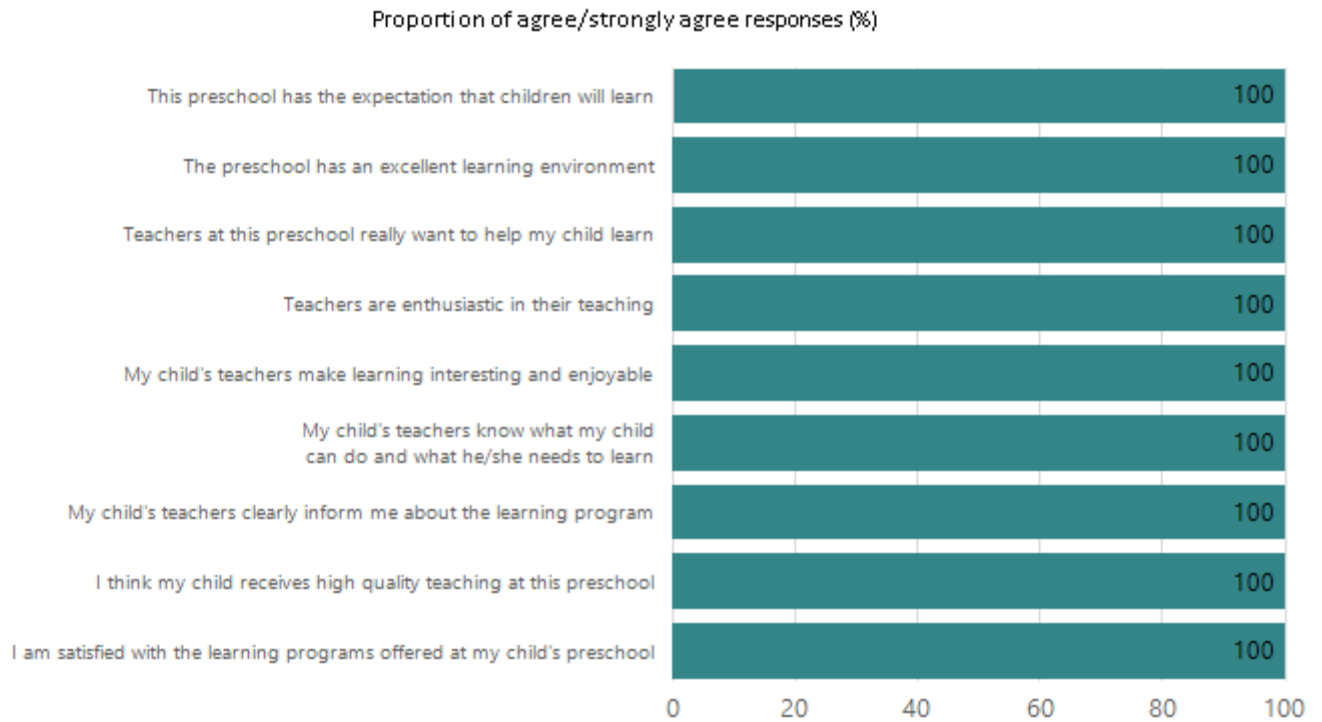
Note: Term 2 2020 data may not be available for all preschools.

Attendance Comment

In South Australia, preschool attendance is not compulsory, but it is strongly encouraged. Preschool gives children the best opportunity to develop skills, which prepare them for school. These benefits include establishing positive routines and habits, friendships and connections as well as developing communication, problem-solving and creative skills. All children are entitled to access a preschool program over 4 terms the year before they start school.

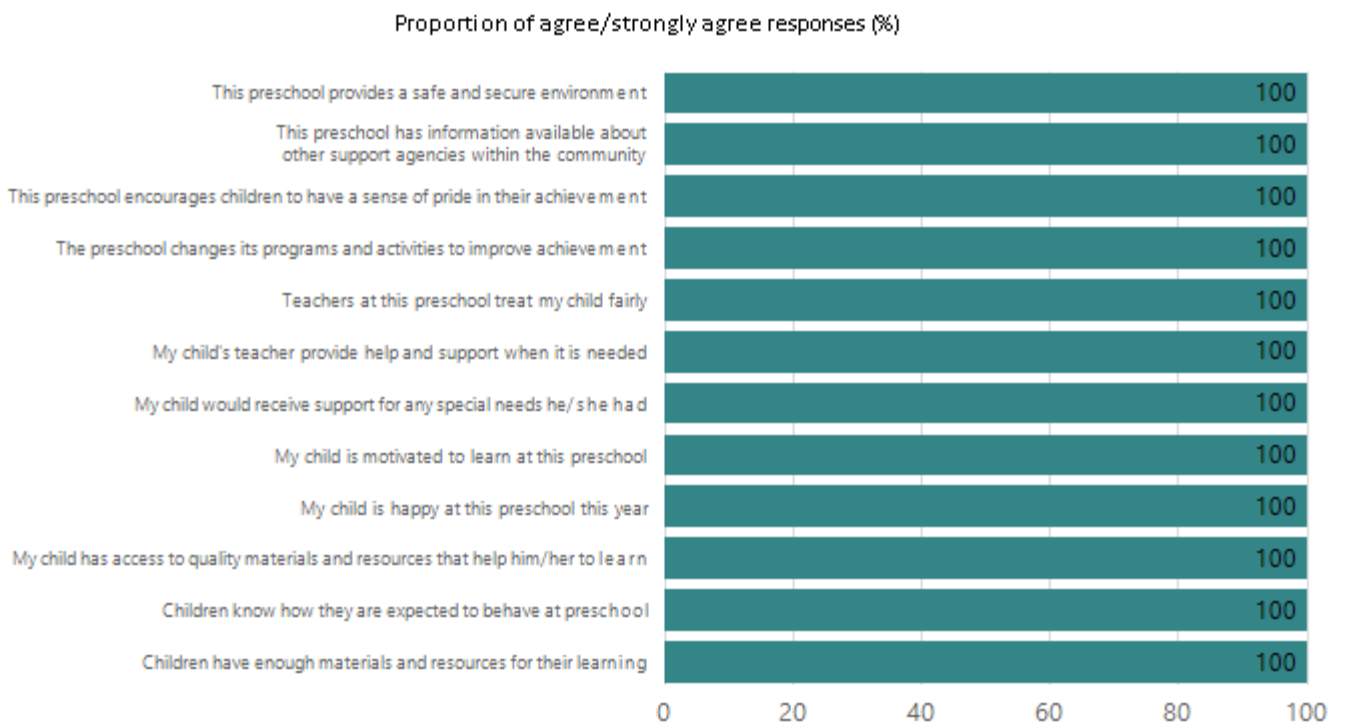
Preschool Family Opinion Survey

Quality of Teaching and Learning



Data Source: 2023 Department for Education Preschool Family Opinions Survey, Term 3 2023.

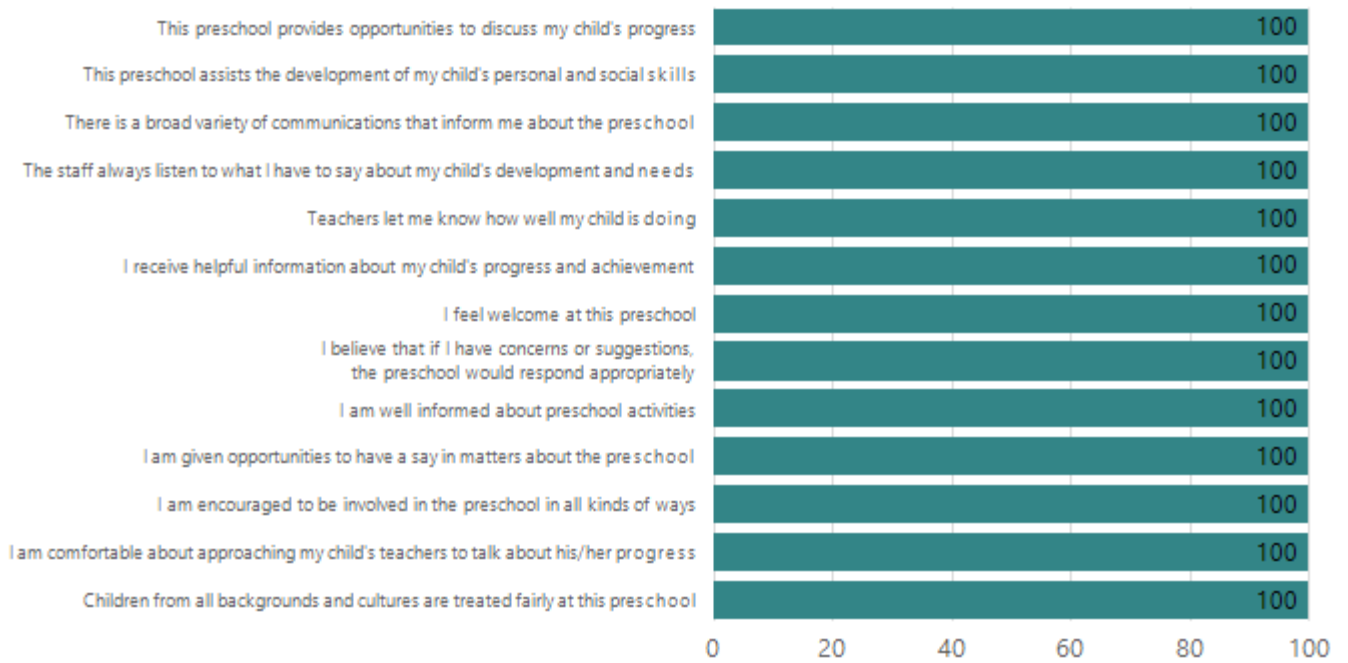
Support of Learning



Data Source: 2023 Department for Education Preschool Family Opinions Survey, Term 3 2023.

Relationships and Communication

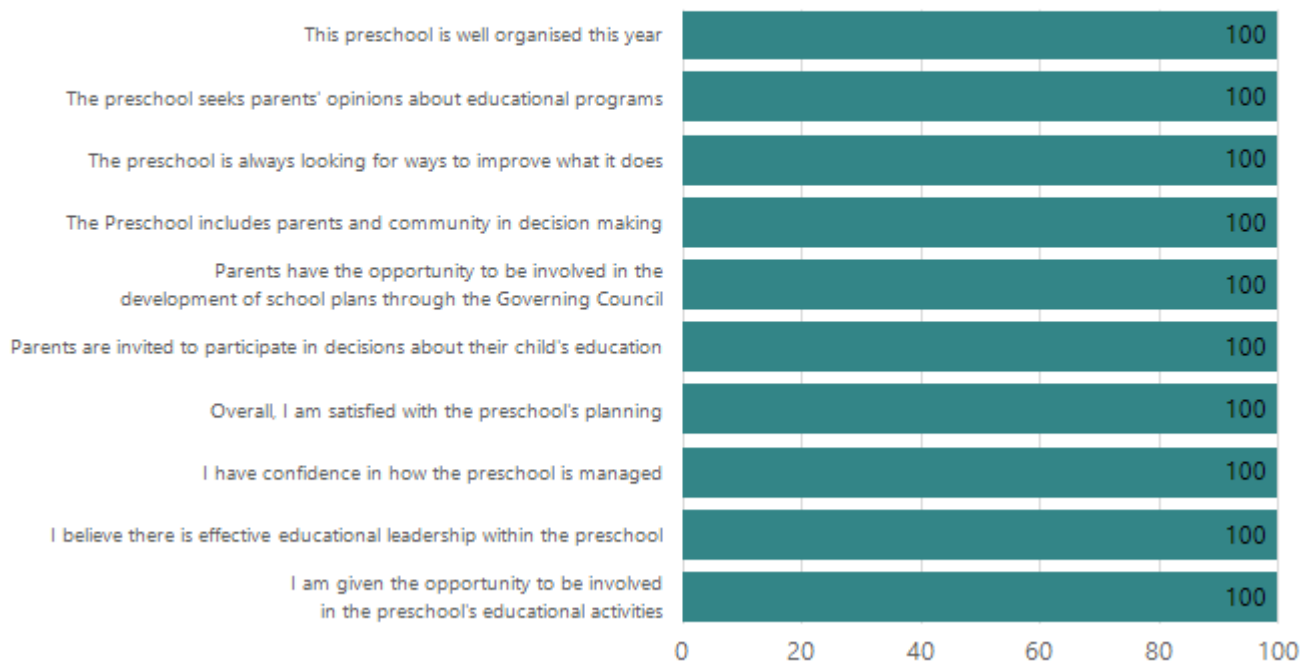
Proportion of agree/strongly agree responses (%)



Data Source: 2023 Department for Education Preschool Family Opinions Survey, Term 3 2023.

Leadership and Decision Making

Proportion of agree/strongly agree responses (%)



Data Source: 2023 Department for Education Preschool Family Opinions Survey, Term 3 2023.

Destination Schools

| Feeder Schools (Site number - Name) | 2021 | 2022 | 2023 |
|--|-------|-------|-------|
| 0163 - Hahndorf Primary School | 6.3% | | |
| 0227 - Lobethal Primary School | | | 3.7% |
| 0301 - Mylor Primary School | | 5.6% | |
| 0306 - Nairne School - Preschool and Primary | | | 3.7% |
| 0449 - Uraidla Primary School | | | 3.7% |
| 0495 - Woodside Primary School | 18.8% | 5.6% | 11.1% |
| 0762 - Oakbank School | 18.8% | 44.4% | |
| 8007 - The Hills Christian Community School | | 22.2% | 11.1% |
| 9079 - St Catherine's School | | | 3.7% |
| 9999 - Unknown | 56.3% | 22.2% | 63.0% |

Note: The data is collected in term 3. It does not reflect actual schools enrolled in by existing preschool children. A blank cell indicates there was no data for students enrolled.

Data Source: Department for Education Destination Data Report, 2023.

Highest Qualifications held by the teaching workforce and workforce composition

All teachers at this school are qualified and registered with the SA Teachers Registration Board.

| Qualification Level | Number of Qualifications |
|--------------------------------|--------------------------|
| Bachelor's degrees or Diplomas | 2 |

Data Source: Data extracted from Mandatory Workforce Information Collections as on the last pay date of June 2023. As self-reported by staff in the system.

Please note: Data includes staff who are Actively employed and on extended paid leave. Please note only the highest qualification of the Teaching staff is reported. Excludes any number of other certifications earned.

Workforce composition including indigenous staff

| | Teaching Staff | | Non-Teaching Staff | |
|-----------------------|----------------|----------------|--------------------|----------------|
| | Indigenous | Non-Indigenous | Indigenous | Non-Indigenous |
| Full-Time Equivalents | 0.0 | 1.2 | 0.0 | 0.9 |
| Persons | 0.0 | 2.0 | 0.0 | 1.0 |

Data Source: Data extracted from Mandatory Workforce Information Collection as on the last pay date of June 2023.

Please note: Data includes staff who are actively employed and on extended paid leave. "Indigenous category" is self-reported by staff in the system.

Financial Statement

| Funding Source | Amount |
|----------------------|------------|
| Grants: State | 273,003.33 |
| Grants: Commonwealth | |
| Parent Contributions | \$18757 |
| Fund Raising | \$4345.25 |
| Other | |

Data Source: School supplied data.