

2023 annual report to the
Community

Mount Pleasant & District Kgtn

Mount Pleasant & District Kgtn number: 4638

Partnership: Torrens Valley



Preschool director:

Bridget Klingberg

A handwritten signature in blue ink, appearing to read 'Bridget Klingberg'.

Date of
endorsement:

07/02/2024



Government
of South Australia
Department for Education

Context Statement

Information about Mount Pleasant & District Kgtn is available on the centres website, as well as the Australian Childrens Education and Care Quality Authority (ACECQA) website.

Preschool Attendance

	Term 1	Term 2	Term 3	Term 4
2020 centre	85.5%		84.5%	83.8%
2021 centre	91.1%	92.6%	86.7%	92.4%
2022 centre	95.2%	83.8%	81.9%	69%
2023 centre	89.1%	88.2%	87.7%	72%
2020 state	89.1%		84.6%	85.8%
2021 state	87.3%	85.3%	87.1%	84.5%
2022 state	83.6%	77.6%	77.9%	77.8%
2023 state	85.4%	82.9%	83.4%	81.4%

Based on attendances recorded in the two-week reference period each term. Data for eligible enrolments as described in the department's Enrolment policy. Attendance rates may differ to previous reporting with the transfer from calculations based on deemed attendance to actual attendance using booked hours divided by attended hours. Data Source: Department for Education Attendance Data, Semester 1 Report 2023. A blank cell indicates there we no students enrolled.

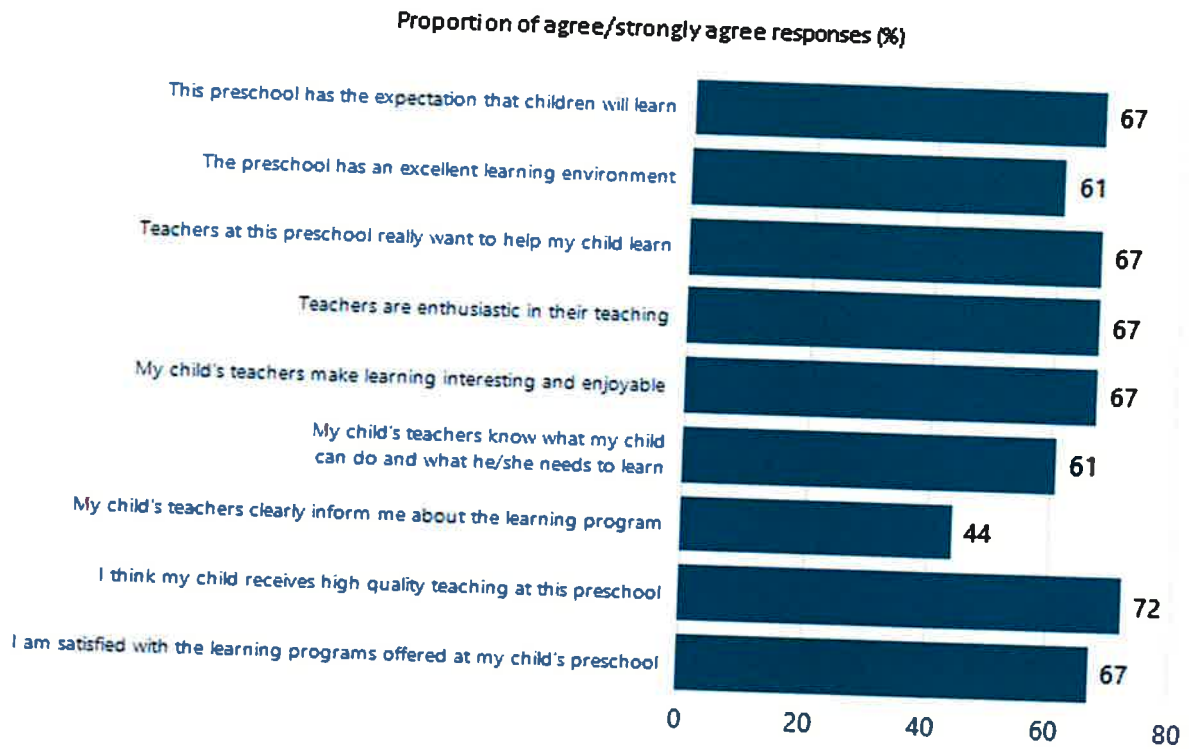
Note: Term 2 2020 data may not be available for all preschools.

Attendance Comment

In South Australia, preschool attendance is not compulsory, but it is strongly encouraged. Preschool gives children the best opportunity to develop skills, which prepare them for school. These benefits include establishing positive routines and habits, friendships and connections as well as developing communication, problem-solving and creative skills. All children are entitled to access a preschool program over 4 terms the year before they start school.

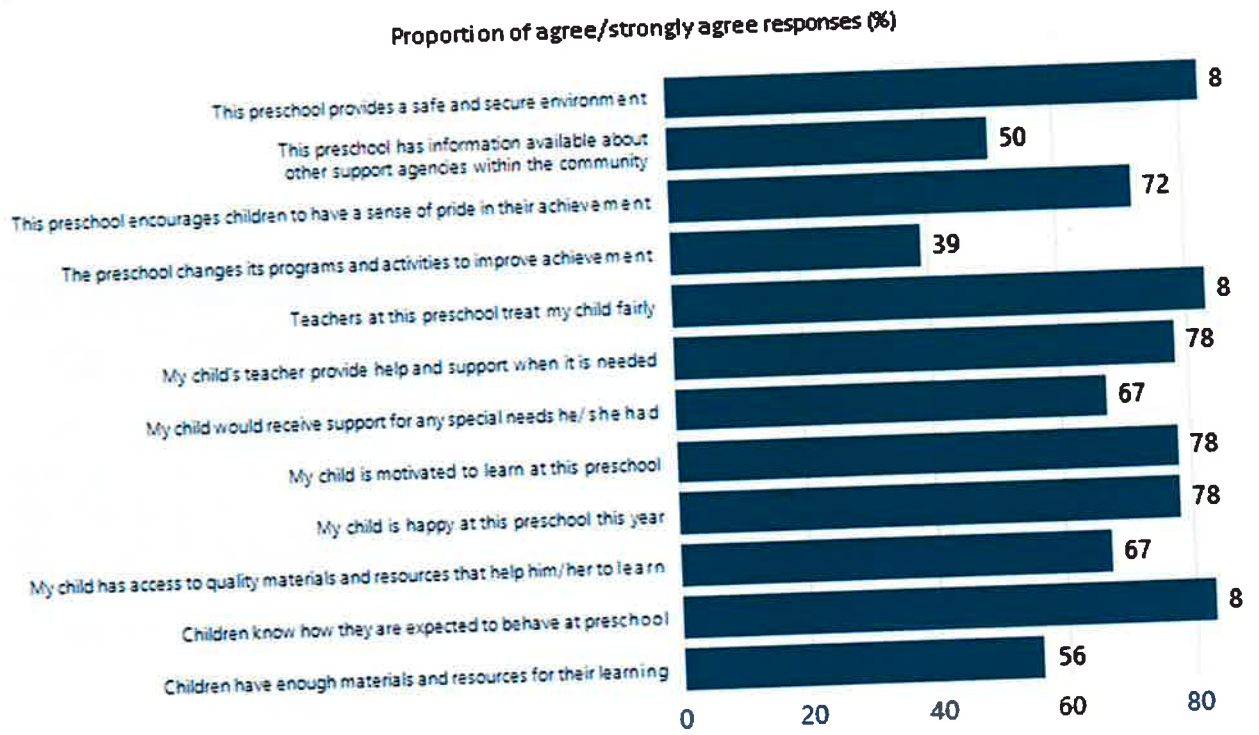
Preschool Family Opinion Survey

Quality of Teaching and Learning



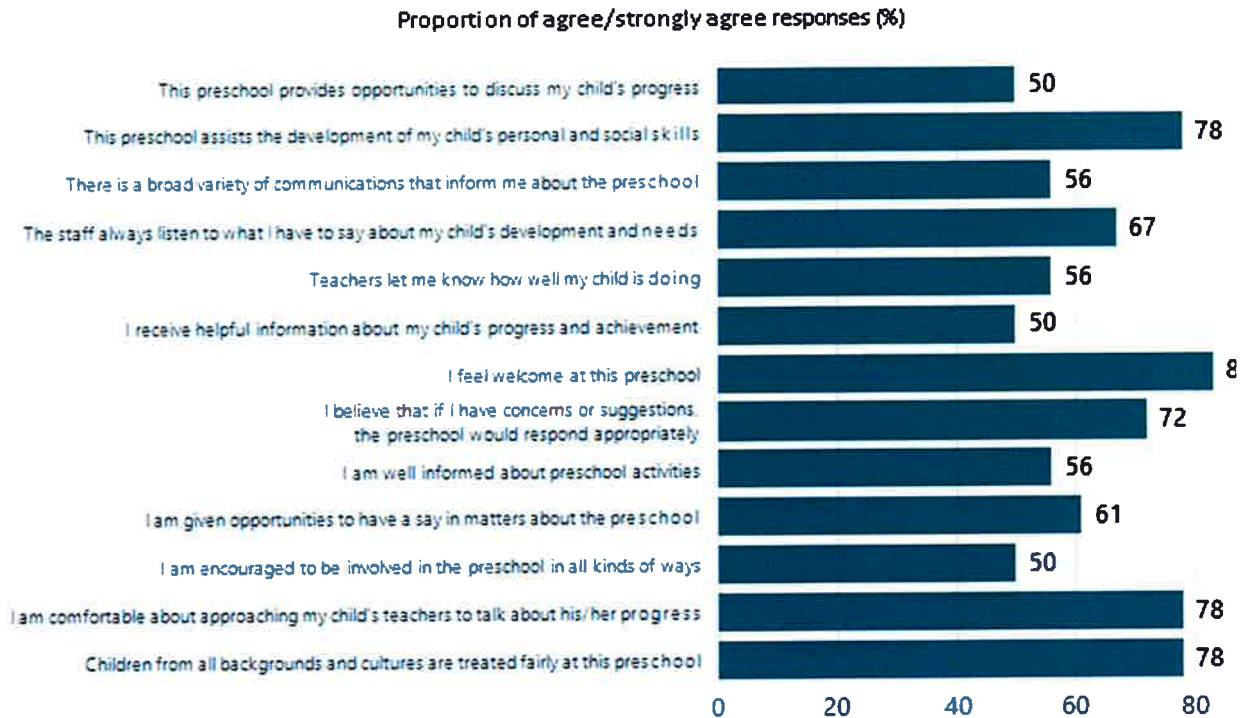
Data Source: 2023 Department for Education Preschool Family Opinions Survey, Term 3 2023.

Support of Learning



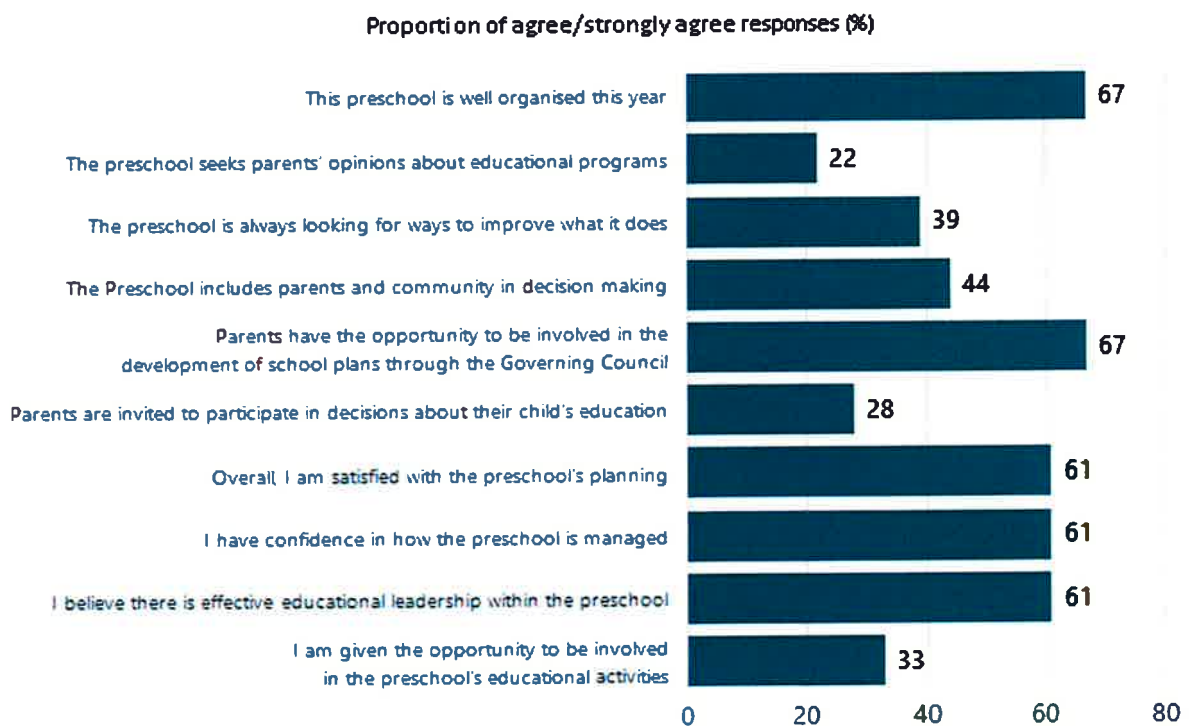
Data Source: 2023 Department for Education Preschool Family Opinions Survey, Term 3 2023.

Relationships and Communication



Data Source: 2023 Department for Education Preschool Family Opinions Survey, Term 3 2023.

Leadership and Decision Making



Chairperson Report:

As the Chairperson of Mount Pleasant Kindergarten, I am proud to report a year marked by significant achievements and vibrant community engagement. Our highlights included a well-attended Pizza Night, fostering connections among families and teachers, and showcasing students' work, alongside two successful fundraising events: the participation in the Mount Pleasant Show with Lucky Squares and the Money Tree and the McCues Bakery Pie Drive. These initiatives were highly successful and strengthened our community spirit. The Governing Council remains dedicated to the kindergarten's success and well-being. Mrs Stacey Smith.

Destination Schools

Feeder Schools (Site number - Name)	2021	2022	2023
0162 - Gumeracha Primary School			3.9%
0242 - Angaston Primary School		4.8%	
0293 - Mount Pleasant Primary School	26.3%	33.3%	38.5%
0326 - Palmer Primary School	5.3%	4.8%	3.9%
0408 - Springton Primary School	15.8%	4.8%	11.5%
0547 - Birdwood Primary School	52.6%	38.1%	38.5%
9093 - Good Shepherd Lutheran School - Angaston		4.8%	
9999 - Unknown		9.5%	3.9%

Note: The data is collected in term 3. It does not reflect actual schools enrolled in by existing preschool children. A blank cell indicates there was no data for students enrolled.

Data Source: Department for Education Destination Data Report, 2023.

Highest Qualifications held by the teaching workforce and workforce composition

All teachers at this school are qualified and registered with the SA Teachers Registration Board.

Qualification Level	Number of Qualifications
Bachelor's degrees or Diplomas	2

Data Source: Data extracted from Mandatory Workforce Information Collections as on the last pay date of June 2023. As self-reported by staff in the system.

Please note: Data includes staff who are Actively employed and on extended paid leave. Please note only the highest qualification of the Teaching staff is reported. Excludes any number of other certifications earned.

Workforce composition including indigenous staff

	Teaching Staff		Non-Teaching Staff	
	Indigenous	Non-Indigenous	Indigenous	Non-Indigenous
Full-Time Equivalents	0.0	1.2	0.0	0.6
Persons	0.0	2.0	0.0	3.0

Data Source: Data extracted from Mandatory Workforce Information Collection as on the last pay date of June 2023.

Please note: Data includes staff who are actively employed and on extended paid leave. "Indigenous category" is self-reported by staff in the system.

Financial Statement

Funding Source	Amount
Grants: State	0
Grants: Commonwealth	0
Parent Contributions	\$12,424.50
Fund Raising	\$2,477.33
Other	\$2,440 (donations)

Data Source: School supplied data.

