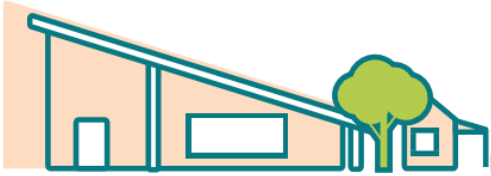




inclusive excellence

Fairview Park Kindergarten

7 Cotton St, Fairview Park SA 5126
(08) 8251 2026 dl.4616.leaders@schools.sa.edu.au



2023 annual report to the Community

Fairview Park Kindergarten

Fairview Park Kindergarten number: 4616

Partnership: Tea Tree Gully



Preschool director:

Michelle Slatter

Signature

Date of endorsement:

07/02/2024



Government
of South Australia
Department for Education

Context Statement

Information about Fairview Park Kindergarten is available on the centres website, as well as the Australian Children's Education and Care Quality Authority (ACECQA) website.

Governing Council Report

In 2024, Fairview Park Kindergarten had a truly wonderful year filled with fun, community spirit, and positive progress. The year was marked by several successful fundraisers, including a Bunnings BBQ, tea towel sales, Easter and Christmas raffles, a disco, Buzz Patch mozzies, and the Entertainment Book. All these efforts raised money for a brand-new trampoline, which the children absolutely love.

To support the families and community, the kindergarten made the decision to cap excursions at \$10 and also approved the creation of a little library/pantry for the local area. The kindergarten also showed great heart by raising funds and collecting donations for causes like the Backpack for Kids and Kids Cancer Project through PJ Day and Pirate Day events.

Excursions were a highlight this year, with an exciting trip planned to the Patch Theatre and Botanical Gardens. The kindergarten also received a food security grant, which funded the installation of a new veggie garden.

In addition to all of this, Fairview Park Kindergarten offered a Zones of Regulation parent workshop, helping families better understand and manage emotional well-being. Finally, the decision was made to extend Thursday afternoons for 2025, providing even more opportunities for learning and fun in the year ahead.

It was truly a year of growth, giving, and community for Fairview Park Kindergarten, and everyone looks forward to what 2025 will bring!

We also give our biggest thanks to all the staff at Fairview Park kindergarten who go above and beyond everyday for the children, to make sure their kindy year is nothing short of incredible. Thanks team!

Regards, Marlee Bennett

Preschool Attendance

	Term 1	Term 2	Term 3	Term 4
2020 centre	95%		94%	94.5%
2021 centre		84.5%	88.8%	86.4%
2022 centre	74.1%	67.2%	80.7%	76.1%
2023 centre	89.5%	86.8%	87.2%	75.5%
2020 state	89.1%		84.6%	85.8%
2021 state		85.3%	87.1%	84.5%
2022 state	83.6%	77.6%	77.9%	77.8%
2023 state	85.4%	82.9%	83.4%	81.4%

Based on attendances recorded in the two-week reference period each term. Data for eligible enrolments as described in the department's Enrolment policy. Attendance rates may differ to previous reporting with the transfer from calculations based on deemed attendance to actual attendance using booked hours divided by attended hours. Data Source: Department for Education Attendance Data, Semester 1 Report 2023. A blank cell indicates there were no students enrolled.

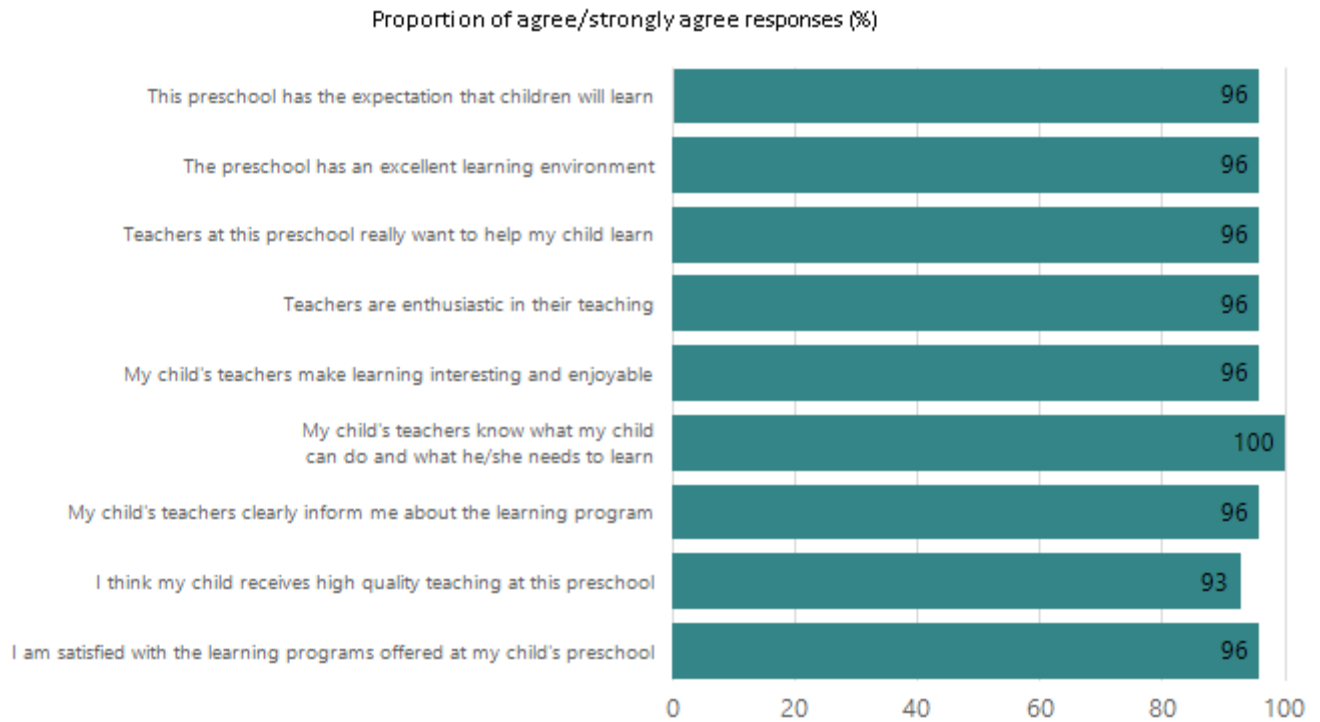
Note: Term 2 2020 data may not be available for all preschools.

Attendance Comment

In South Australia, preschool attendance is not compulsory, but it is strongly encouraged. Preschool gives children the best opportunity to develop skills, which prepare them for school. These benefits include establishing positive routines and habits, friendships and connections as well as developing communication, problem-solving and creative skills. All children are entitled to access a preschool program over 4 terms the year before they start school.

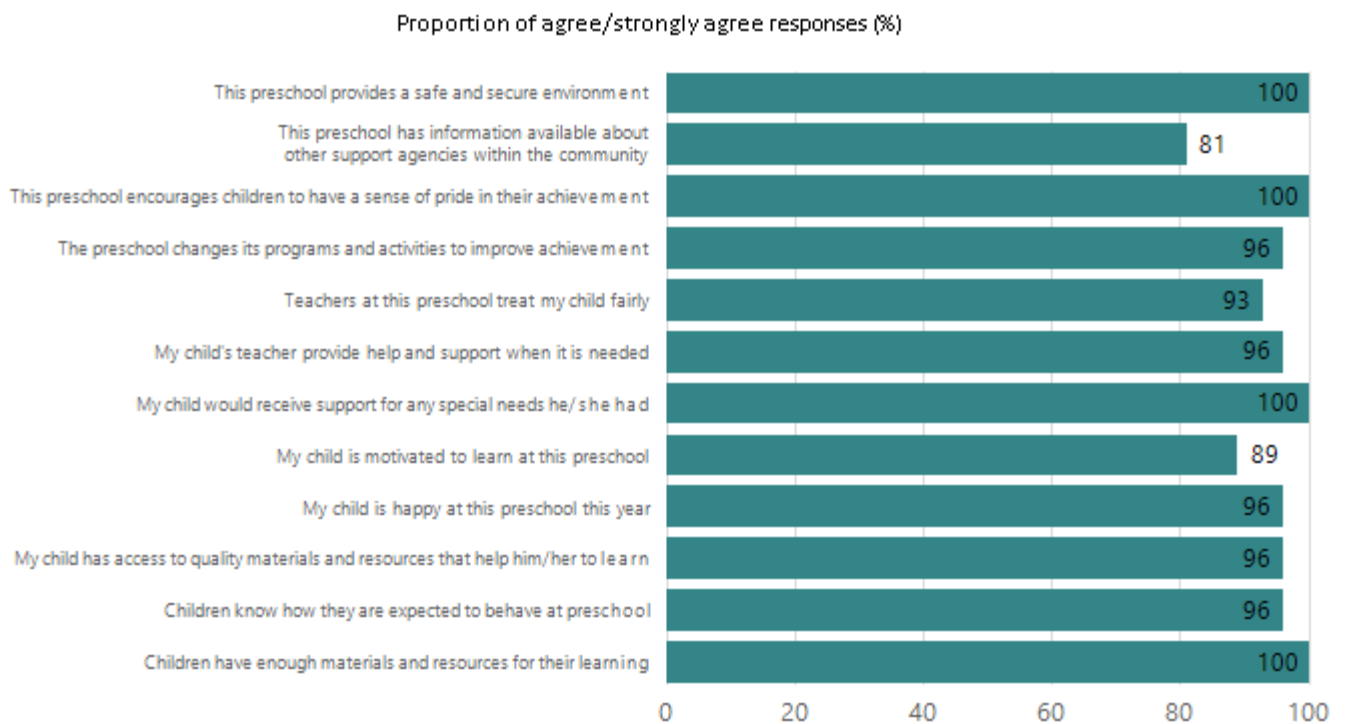
Preschool Family Opinion Survey

Quality of Teaching and Learning



Data Source: 2023 Department for Education Preschool Family Opinions Survey, Term 3 2023.

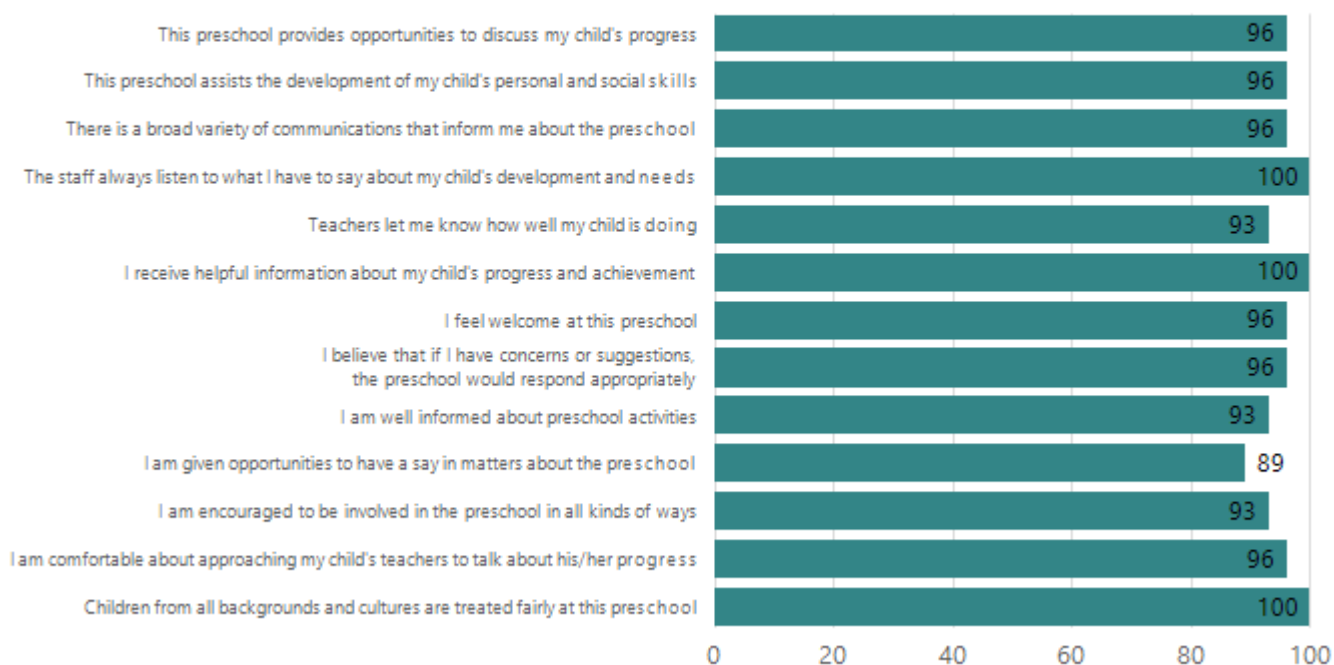
Support of Learning



Data Source: 2023 Department for Education Preschool Family Opinions Survey, Term 3 2023.

Relationships and Communication

Proportion of agree/strongly agree responses (%)



Data Source: 2023 Department for Education Preschool Family Opinions Survey, Term 3 2023.

Leadership and Decision Making

Proportion of agree/strongly agree responses (%)



Data Source: 2023 Department for Education Preschool Family Opinions Survey, Term 3 2023.

Destination Schools

Feeder Schools (Site number - Name)	2021	2022	2023
1100 - Surrey Downs Primary School		5.3%	
1103 - Fairview Park Primary School	5.0%	21.1%	18.2%
1848 - Golden Grove Primary School	5.0%		6.8%
8006 - St Francis Xavier's Regional Catholic School	5.0%		
8226 - Golden Grove Lutheran Primary School	5.0%		
8385 - Saint David's Parish School	15.0%	18.4%	11.4%
8411 - Torrens Valley Christian School		7.9%	
8421 - King's Baptist Grammar School			9.1%
9999 - Unknown	47.5%	26.3%	36.4%

Note: The data is collected in term 3. It does not reflect actual schools enrolled in by existing preschool children. A blank cell indicates there was no data for students enrolled.

Data Source: Department for Education Destination Data Report, 2023.

Highest Qualifications held by the teaching workforce and workforce composition

All teachers at this school are qualified and registered with the SA Teachers Registration Board.

Qualification Level	Number of Qualifications
Bachelor's degrees or Diplomas	1
Postgraduate Qualifications	1

Data Source: Data extracted from Mandatory Workforce Information Collections as on the last pay date of June 2023. As self-reported by staff in the system.

Please note: Data includes staff who are Actively employed and on extended paid leave. Please note only the highest qualification of the Teaching staff is reported. Excludes any number of other certifications earned.

Workforce composition including indigenous staff

	Teaching Staff		Non-Teaching Staff	
	Indigenous	Non-Indigenous	Indigenous	Non-Indigenous
Full-Time Equivalents	0.0	2.0	0.0	1.9
Persons	0.0	2.0	0.0	3.0

Data Source: Data extracted from Mandatory Workforce Information Collection as on the last pay date of June 2023.

Please note: Data includes staff who are actively employed and on extended paid leave. "Indigenous category" is self-reported by staff in the system.

Financial Statement

Funding Source	Amount
Grants: State	\$509593.86
Grants: Commonwealth	\$0.00
Parent Contributions	\$22669.46
Fund Raising	\$2636.00
Other	\$3476.02

Data Source: School supplied data.