

2024 annual report to the Community

## il nido Children's Centre

il nido Children's Centre number: 4609

Partnership: Campbell

Preschool director:

Melissa Gobell

Date of endorsement:

06/02/2025



Government  
of South Australia  
Department for Education

# Context Statement

Information about il nido Children's Centre is available on the centres website, as well as the Australian Children's Education and Care Quality Authority (ACECQA) website.

## Governing Council Report

In reflecting on the achievements of il nido Children's Centre over 2024 it gives me such pride to be part of this amazing community. The educators and leadership team have worked tirelessly over the entire year to foster an inclusive, nurturing and engaging environment in which our children can grow and more importantly thrive.

It has been a smooth year for the centre with the sound financial strategy from 2023 resulting relative ongoing financial growth in 2024. Financial sustainability during the current cost of living crisis has been at the forefront of the governing council's decision making. It has been pleasing to see optimisation of investments to ensure financial security into the future. Whilst a small fee increase was required, this fee structure change was felt important to increase site equity by having the cost of public holidays covered by all families rather than a select few. The 2023 investment in marketing and the redesign of the website along with considerable effort from the staff has led to excellent occupancy rates. As a governing council, ensuring reinvestment of profits into the centre has focused on increasing multi-lingual literacy resources, soft play equipment and outdoor spaces.

A significant highlight for the centre was the completion of the Reconciliation Action Plan. This body of work demonstrates the centres ongoing commitment to the first nations people by fostering an inclusive and culturally respectful environment. I look forward to watching the implementation of this action plan.

Despite our progress, staffing remains a challenge due to sector-wide shortages and increasing demand for qualified educators and chefs. Leadership have shown resilience and perseverance in supporting staff, quickly working to fill vacancies and minimising impact of staffing on children and families. Professional development has remained an ongoing commitment for the centre. Staff were involved in the 'Circle of Security' training along with pedagogical approaches to building an environment to foster secure attachments and child agency.

Moving into 2025 priorities for the coming year include: Continuing to implement our Reconciliation Action Plan to deepen cultural awareness initiatives. Expanding our long-term investment strategies to further improve facilities and resources. Maintaining financial sustainability to ensure the centre's continued success.

I want to express my sincere thanks to the parents and staff who have contributed to the Governing Council and Management Committee over the past year. Their valuable time and commitment to the centre has helped shape a place for our kids to laugh and learn. Finally, I cannot thank the amazing staff of il nido Children's Centre enough. You teach and support our small people to be happy, foster their curiosity and be independent little learners.

Samantha Plush  
Chairperson

# Preschool Attendance

	Term 1	Term 2	Term 3	Term 4
2021 centre	90.6%	92.7%	94.4%	84.7%
2022 centre	81%	74%	75.5%	76.7%
2023 centre	86%	90%	79.4%	77.6%
2024 centre	81.7%		80.2%	

Based on attendances recorded in the two-week reference period each term. Data for eligible enrolments as described in the department's Enrolment policy. Attendance rates may differ to previous reporting with the transfer from calculations based on deemed attendance to actual attendance using booked hours divided by attended hours. Data Source: Department for Education Attendance Data, Semester 1 Report 2024. A blank cell indicates there we no students enrolled.

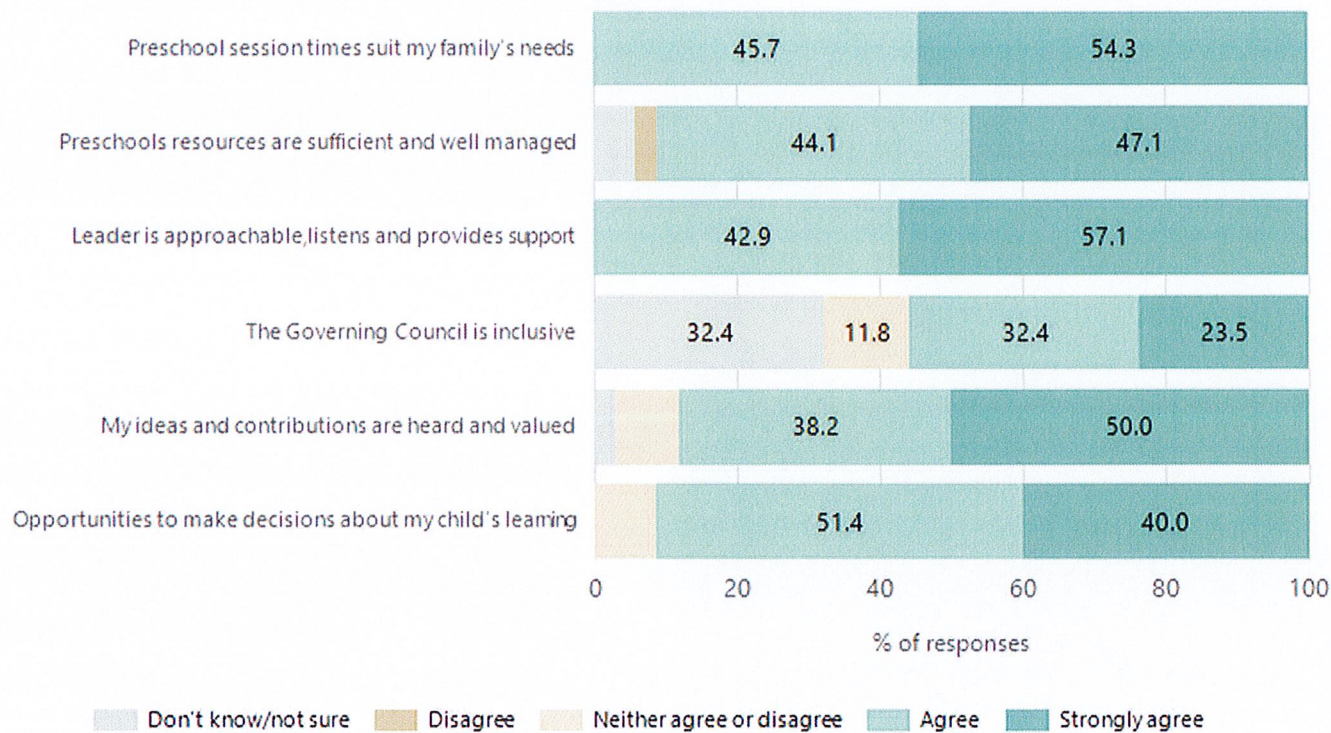
## Attendance Comment

In South Australia, preschool attendance is not compulsory, but it is strongly encouraged. Preschool gives children the best opportunity to develop skills, which prepare them for school. These benefits include establishing positive routines and habits, friendships and connections as well as developing communication, problem-solving and creative skills. All children are entitled to access a preschool program over 4 terms the year before they start school.



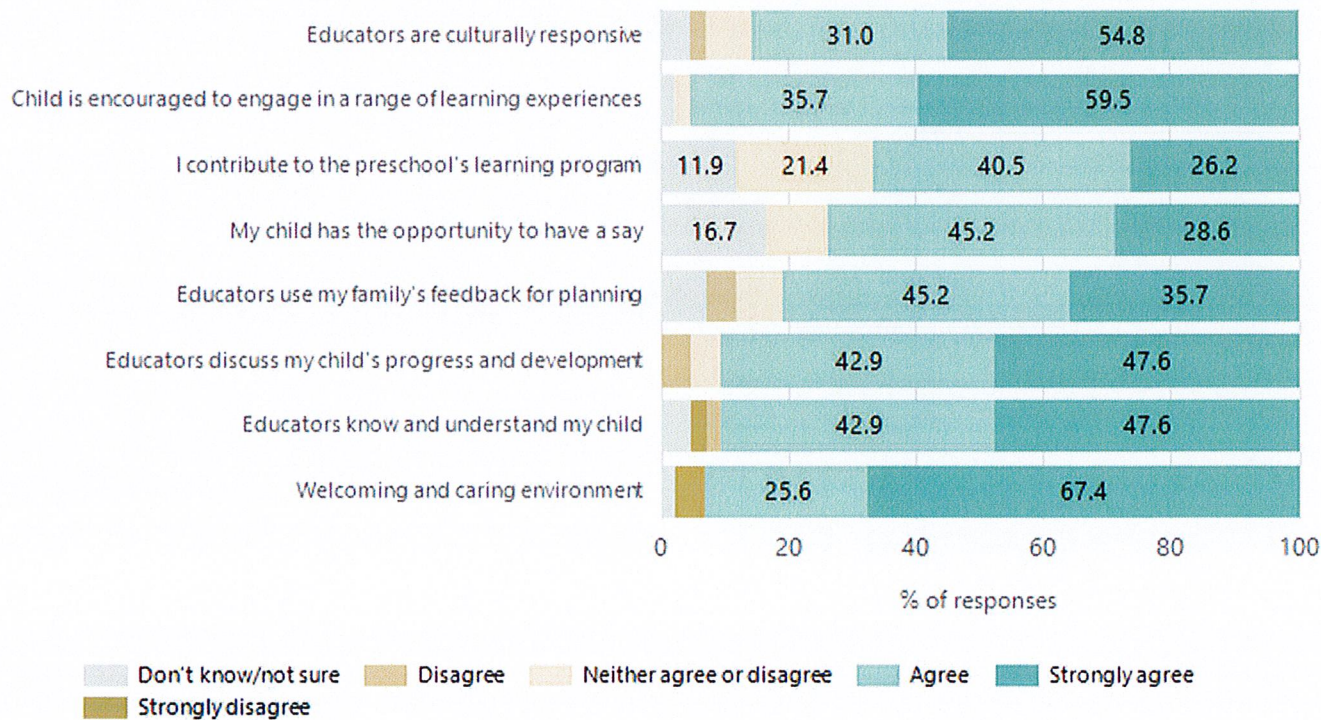
# Preschool Family Opinion Survey

## Governance, Leadership and Management



Data Source: 2024 Department for Education Preschool Family Opinions Survey, Term 3 2024.

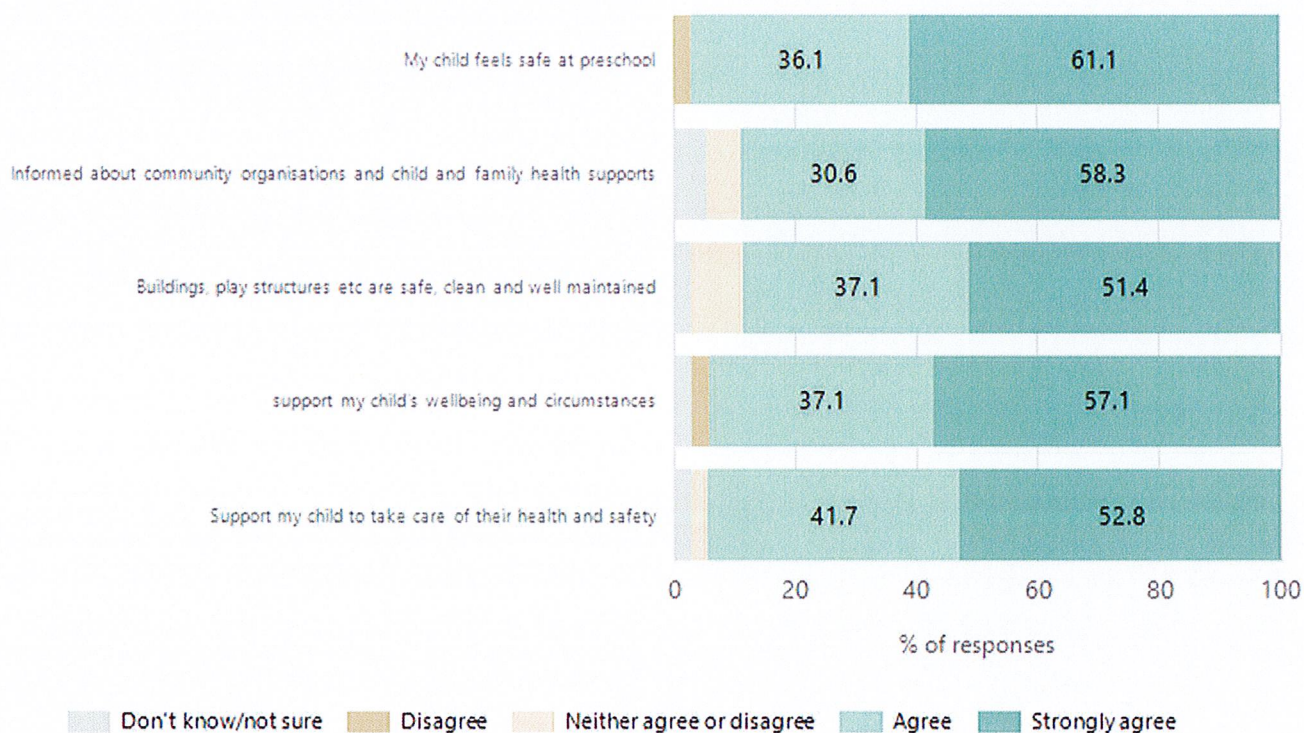
## Quality of Teaching and Learning



Data Source: 2024 Department for Education Preschool Family Opinions Survey, Term 3 2024.

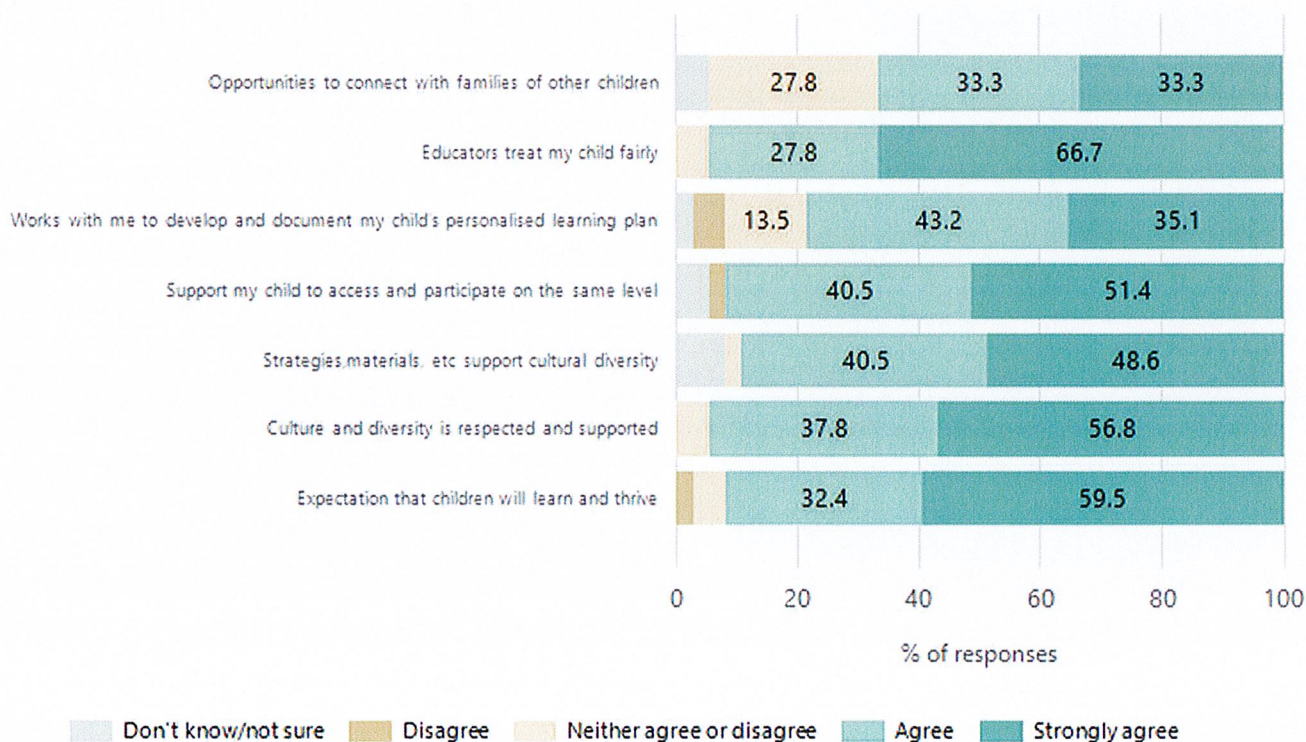


## Safety, Health and Wellbeing



Data Source: 2024 Department for Education Preschool Family Opinions Survey, Term 3 2024.

## Support and Inclusion



Data Source: 2024 Department for Education Preschool Family Opinions Survey, Term 3 2024.

# Destination Schools

Feeder Schools (Site number - Name)	2022	2023	2024
0419 - Athelstone School			10.8%
1028 - Charles Campbell College	18.4%	15.8%	13.9%
1043 - East Marden Primary School	5.3%	3.5%	10.8%
9013 - St Francis of Assisi School		5.3%	9.2%
9088 - St Pius X School			3.1%
9999 - Unknown	57.9%	57.9%	36.9%

Note: The data is collected in term 3. It does not reflect actual schools enrolled in by existing preschool children. A blank cell indicates there was no data for students enrolled.

Data Source: Department for Education Destination Data Report, 2024.

# Highest Qualifications held by the teaching workforce and workforce composition

All teachers at this school are qualified and registered with the SA Teachers Registration Board.

Qualification Level	Number of Qualifications
Postgraduate Qualifications	4

Data Source: Data extracted from Mandatory Workforce Information Collections as on the last pay date of June 2024. As self-reported by staff in the system.

Please note: Data includes staff who are Actively employed and on extended paid leave. Please note only the highest qualification of the Teaching staff is reported. Excludes any number of other certifications earned.

## Workforce composition including indigenous staff

	Teaching Staff		Non-Teaching Staff	
	Indigenous	Non-Indigenous	Indigenous	Non-Indigenous
Full-Time Equivalents	0.0	3.2	0.0	1.5
Persons	0.0	4.0	0.0	3.0

Data Source: Data extracted from Mandatory Workforce Information Collection as on the last pay date of June 2024.

Please note: Data includes staff who are actively employed and on extended paid leave. "Indigenous category" is self-reported by staff in the system.

# Financial Statement

Funding Source	Amount
Grants: State	670,417
Grants: Commonwealth	
Parent Contributions	37,640
Fund Raising	
Other	

Data Source: School supplied data.