

2023 annual report to the Community

Oaklands Estate Kindergarten

Oaklands Estate Kindergarten number: 3666

Partnership: Holdfast



Preschool director:

Alison McKenna 2023 Catriona Catt 2024

Date of endorsement:

20/02/2024



Government
of South Australia
Department for Education

Context Statement

Information about Oaklands Estate Kindergarten is available on the centres website, as well as the Australian Children's Education and Care Quality Authority (ACECQA) website.

Governing Council Report

The 2023 Oaklands Estate Kindergarten Governing council had the privilege of meeting each term with a wonderful group of parents and educators. We served as a link between parents, staff and the community to achieve a variety of things which I am proud to say I was Chairperson for. As a collective group we have been successful in many areas with our Father's Day raffle being the most memorable. We raised \$1300 which helped fund learning experiences for our children.

Governing Council were busy at the beginning of the year assisting with the launch of Seesaw and liaising with Ali and Rebecca to ensure a smooth transition for all families.

We were successful when approaching Bunnings who joined our children at the Kindergarten to plant the raised garden beds, an experience which was loved by all and will continue to be enjoyed by more children this year.

Governing council were successful in extending the life of the climbing equipment through various maintenance movements and suggestions.

We were also able to advocate on behalf of the kindergarten to the local MP encouraging a review of enrolment numbers. We communicated the huge anxiety the system was causing to local families and felt heard as a group.

I acknowledge the other members of governing council who were approachable, hands-on, proactive and in many instances, much more of a 'Chairperson' than me! I thank the governing council members for supporting me on my first Chairperson experience and encourage other parents in 2024 to consider this magnificent opportunity to be further involved in children's learning, experiences, relationships, and environments, especially when going home with a 3 or 4-year-old who doesn't share much about their Kindy experience!

Preschool Attendance

	Term 1	Term 2	Term 3	Term 4
2020 centre	95.2%		83.8%	91.2%
2021 centre		79%	83.2%	86.1%
2022 centre	86.9%	76.9%	68.8%	76%
2023 centre	81.2%	83.5%	81%	78.8%
2020 state	89.1%		84.6%	85.8%
2021 state		85.3%	87.1%	84.5%
2022 state	83.6%	77.6%	77.9%	77.8%
2023 state	85.4%	82.9%	83.4%	81.4%

Based on attendances recorded in the two-week reference period each term. Data for eligible enrolments as described in the department's Enrolment policy. Attendance rates may differ to previous reporting with the transfer from calculations based on deemed attendance to actual attendance using booked hours divided by attended hours. Data Source: Department for Education Attendance Data, Semester 1 Report 2023. A blank cell indicates there were no students enrolled.

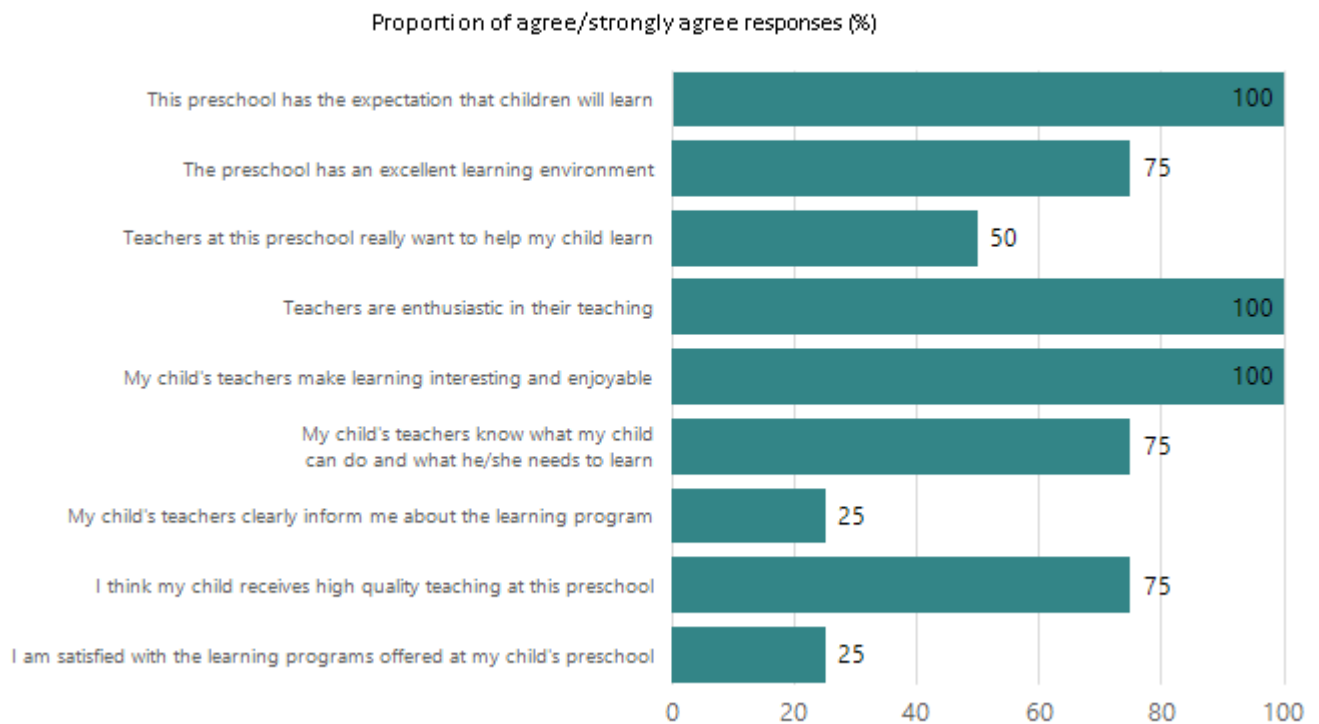
Note: Term 2 2020 data may not be available for all preschools.

Attendance Comment

In South Australia, preschool attendance is not compulsory, but it is strongly encouraged. Preschool gives children the best opportunity to develop skills, which prepare them for school. These benefits include establishing positive routines and habits, friendships and connections as well as developing communication, problem-solving and creative skills. All children are entitled to access a preschool program over 4 terms the year before they start school.

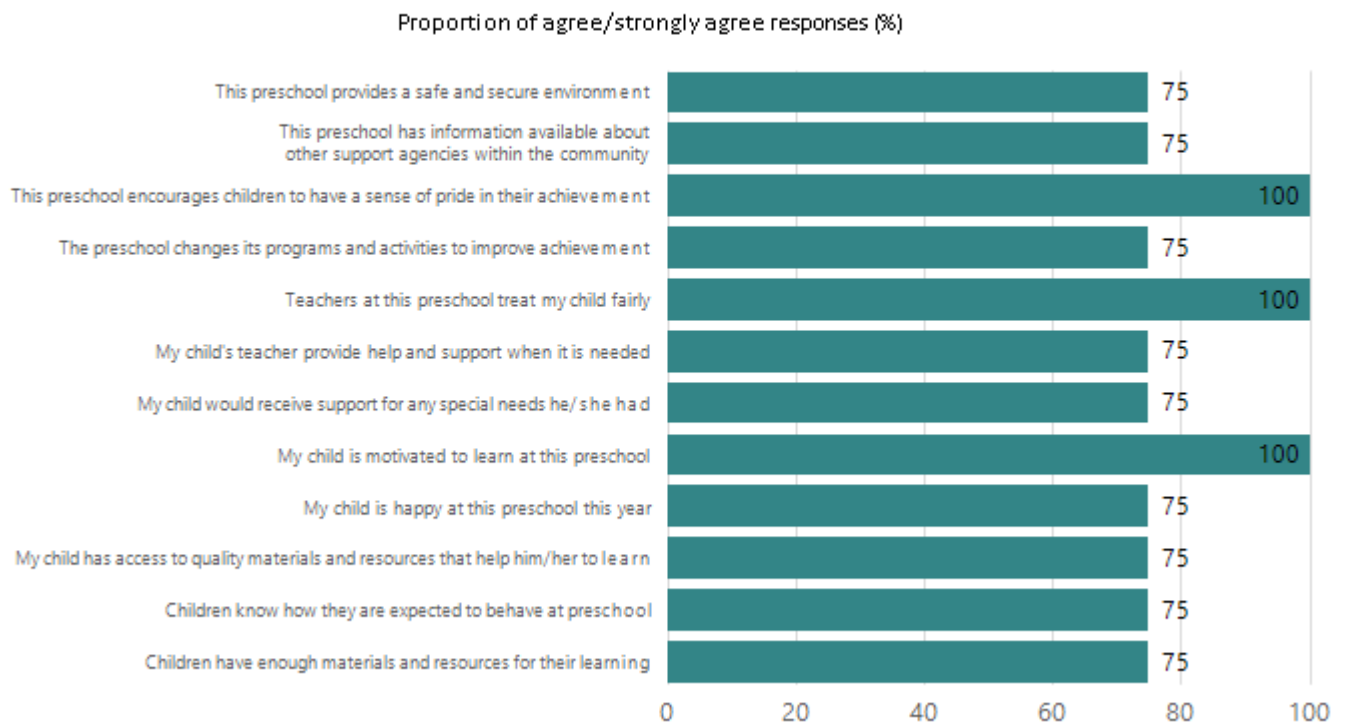
Preschool Family Opinion Survey

Quality of Teaching and Learning



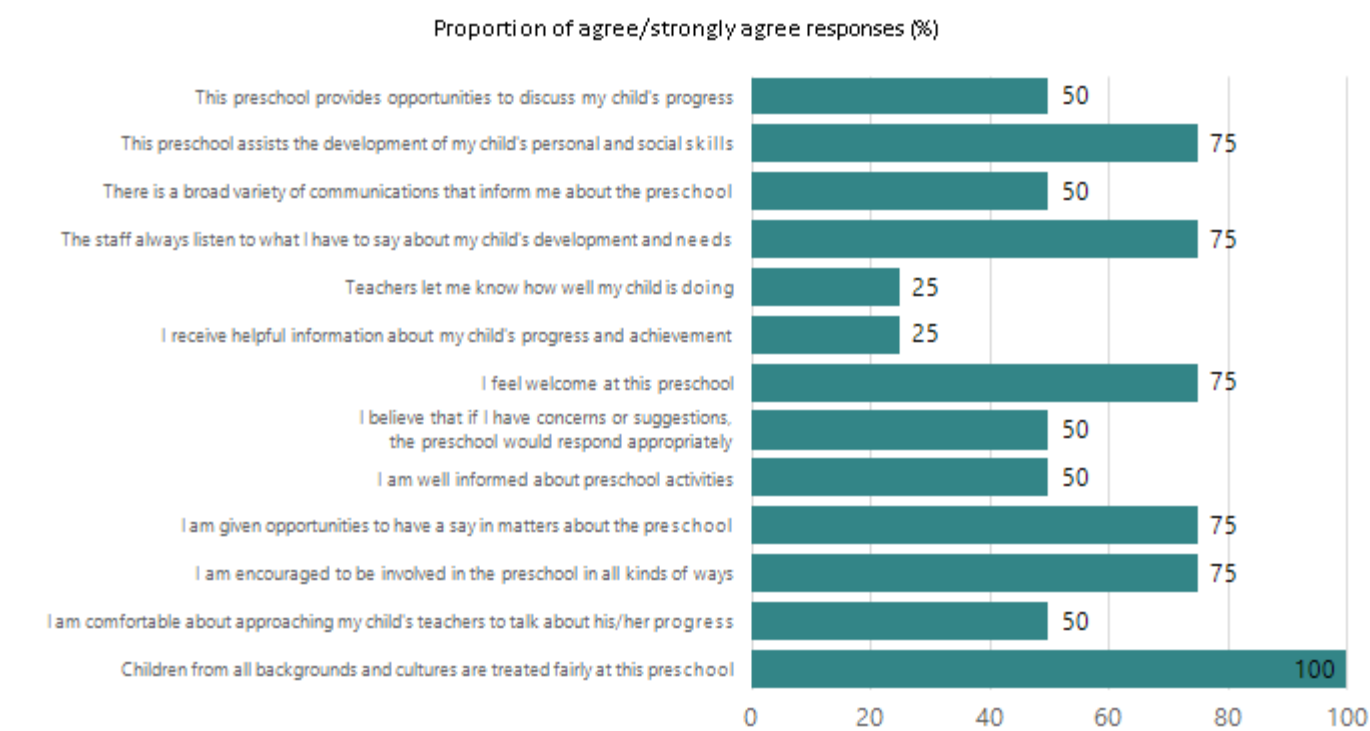
Data Source: 2023 Department for Education Preschool Family Opinions Survey, Term 3 2023.

Support of Learning



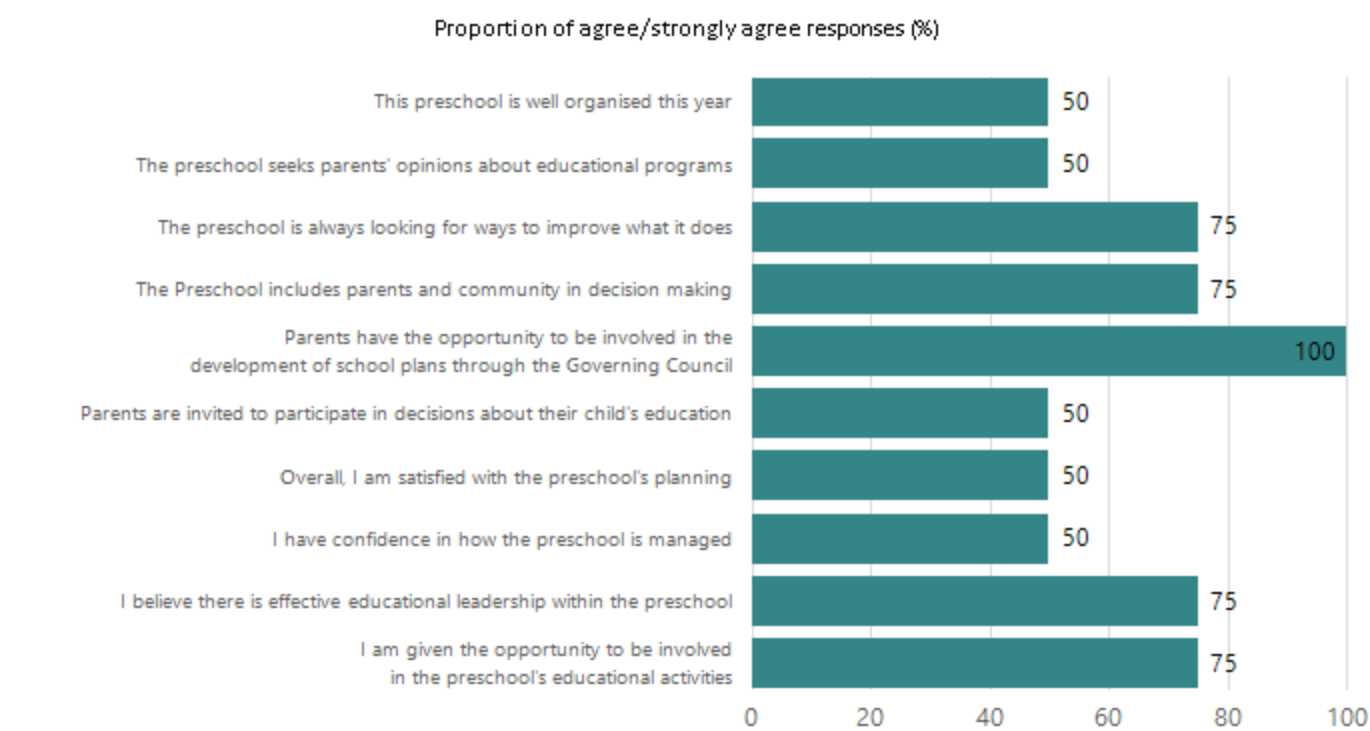
Data Source: 2023 Department for Education Preschool Family Opinions Survey, Term 3 2023.

Relationships and Communication



Data Source: 2023 Department for Education Preschool Family Opinions Survey, Term 3 2023.

Leadership and Decision Making



Data Source: 2023 Department for Education Preschool Family Opinions Survey, Term 3 2023.

Destination Schools

Feeder Schools (Site number - Name)	2021	2022	2023
0340 - Ascot Park Primary School	5.3%	3.9%	8.8%
0932 - Clovelly Park Primary School		3.9%	
0933 - Warradale Primary School	10.5%	13.5%	14.7%
0993 - Marion Primary School	8.8%	23.1%	5.9%
8220 - St Mary's Memorial School	3.5%		
8405 - Emmaus Christian College		3.9%	
9029 - Our Lady of Grace School			4.4%
9074 - Stella Maris Parish School	3.5%		
9163 - Dara School	3.5%		
9999 - Unknown	56.1%	40.4%	47.1%

Note: The data is collected in term 3. It does not reflect actual schools enrolled in by existing preschool children. A blank cell indicates there was no data for students enrolled.

Data Source: Department for Education Destination Data Report, 2023.

Highest Qualifications held by the teaching workforce and workforce composition

All teachers at this school are qualified and registered with the SA Teachers Registration Board.

Qualification Level	Number of Qualifications
Bachelor's degrees or Diplomas	3
Postgraduate Qualifications	1

Data Source: Data extracted from Mandatory Workforce Information Collections as on the last pay date of June 2023. As self-reported by staff in the system.

Please note: Data includes staff who are Actively employed and on extended paid leave. Please note only the highest qualification of the Teaching staff is reported. Excludes any number of other certifications earned.

Workforce composition including indigenous staff

	Teaching Staff		Non-Teaching Staff	
	Indigenous	Non-Indigenous	Indigenous	Non-Indigenous
Full-Time Equivalents	0.0	3.6	0.0	3.2
Persons	0.0	4.0	0.0	5.0

Data Source: Data extracted from Mandatory Workforce Information Collection as on the last pay date of June 2023.

Please note: Data includes staff who are actively employed and on extended paid leave.
"Indigenous category" is self-reported by staff in the system.

Financial Statement

Funding Source	Amount
Grants: State	\$653,463
Grants: Commonwealth	
Parent Contributions	\$40,503
Fund Raising	\$1,300
Other	\$3,018

Data Source: School supplied data.