

2024 annual report to the Community

# O'Sullivan Beach Children's Centre

O'Sullivan Beach Children's Centre number: 3665

Partnership: Beach Road



Preschool director:

Moira Smith

Date of endorsement:

03/02/2025



Government of South Australia  
Department for Education

# Context Statement

Information about O'Sullivan Beach Children's Centre is available on the centres website, as well as the Australian Childrens Education and Care Quality Authority (ACECQA) website.

## Governing Council Report

It is with great pride and gratitude that I present the 2024 Governing Council Chair Report, reflecting on the incredible highlights of the year and the impactful work achieved through collaboration between the council, educators, families, and the wider community. This year has been marked by a strong commitment to fostering inclusion, sustainability, cultural awareness, and community engagement. I am thrilled to share the following key achievements:

### Highlights of 2024

- **Inclusion Aware Award:** Our centre has been recognized with the prestigious Inclusion Aware Award in all seven areas. This milestone reflects our unwavering commitment to inclusivity and ensuring that every child and family feels valued and supported.
- **Guitar Festival Visit:** The children had a wonderful opportunity to experience the joy of live music through the Guitar Festival visit. This was a fantastic cultural enrichment activity that inspired creativity and brought our community closer together.
- **Welcome Sign Creation:** In collaboration with Maureen and Naomi from Spirit in Unity, along with contributions from the children, educators, and the broader community, we unveiled a beautiful new Welcome Sign. This sign is a testament to our shared vision of unity, belonging, and reconciliation.
- **RAP (Reconciliation Action Plan) Republished:** Our Reconciliation Action Plan (RAP) was reviewed and republished, reinforcing our ongoing commitment to embedding First Nations perspectives into our curriculum and fostering meaningful relationships with Aboriginal and Torres Strait Islander communities.

### Grants and Resource Investments

- **\$4000 Food Sustainability Grant:** We utilized this grant to purchase a fridge for the foyer, which has supported OzHarvest and food donation initiatives for families. Additionally, a small bar fridge for the Under 3 room, a blender, and a sandwich toaster were purchased to enhance our kitchen resources. The remainder of the funds will be used to plant native flora in the garden and entrance, promoting sustainability and a welcoming environment.
- **\$2200 Reconciliation Education SA Grant:** These funds supported the creation of the Welcome Sign and a Closure Day cultural immersion experience facilitated by Spirit in Unity. This day was a significant step in deepening our understanding and respect for First Nations cultures.

### Governing Council Contributions

The Governing Council has worked diligently throughout the year to support these initiatives and ensure they align with our shared goals. We have prioritized community engagement, supported funding applications, and collaborated on decision-making processes to benefit the centre.

### Looking Ahead

As we move into 2025, we remain committed to building on this year's successes. Our focus will continue to be on fostering a welcoming, inclusive, and sustainable environment for children, families, and educators.

On behalf of the Governing Council, I extend my heartfelt thanks to all those who have contributed to making 2024 such a remarkable year. It is through the collective efforts of our community that we continue to thrive and make a positive impact.

**Samantha Erotocritou - January 2025**

**Chairperson – Governing Council O'Sullivan Beach Children's Centre**

## Preschool Attendance

	Term 1	Term 2	Term 3	Term 4
2021 centre	84.6%	87.2%	85.5%	77.7%
2022 centre	85.2%	79.9%	74.4%	60.7%
2023 centre	95.2%	83%	86.9%	83.6%
2024 centre	70.8%		83%	

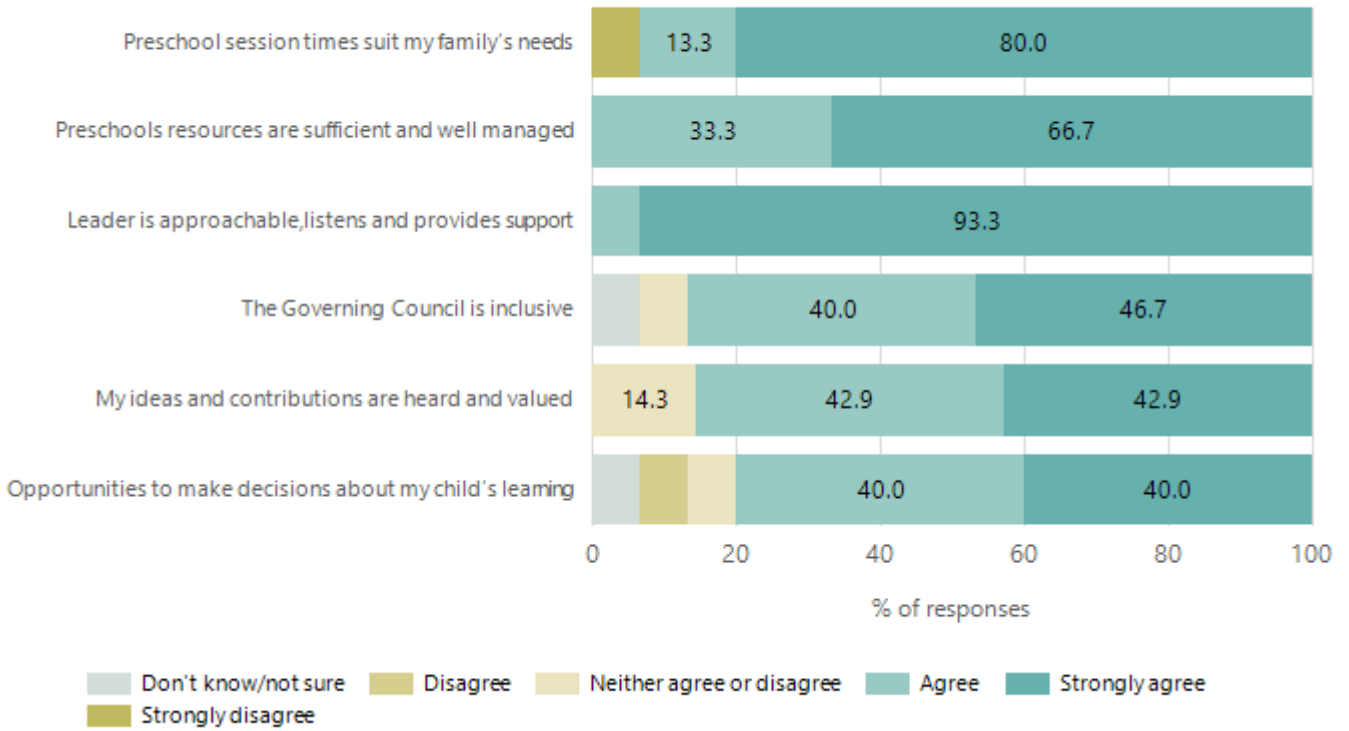
Based on attendances recorded in the two-week reference period each term. Data for eligible enrolments as described in the department's Enrolment policy. Attendance rates may differ to previous reporting with the transfer from calculations based on deemed attendance to actual attendance using booked hours divided by attended hours. Data Source: Department for Education Attendance Data, Semester 1 Report 2024. A blank cell indicates there we no students enrolled.

## Attendance Comment

In South Australia, preschool attendance is not compulsory, but it is strongly encouraged. Preschool gives children the best opportunity to develop skills, which prepare them for school. These benefits include establishing positive routines and habits, friendships and connections as well as developing communication, problem-solving and creative skills. All children are entitled to access a preschool program over 4 terms the year before they start school.

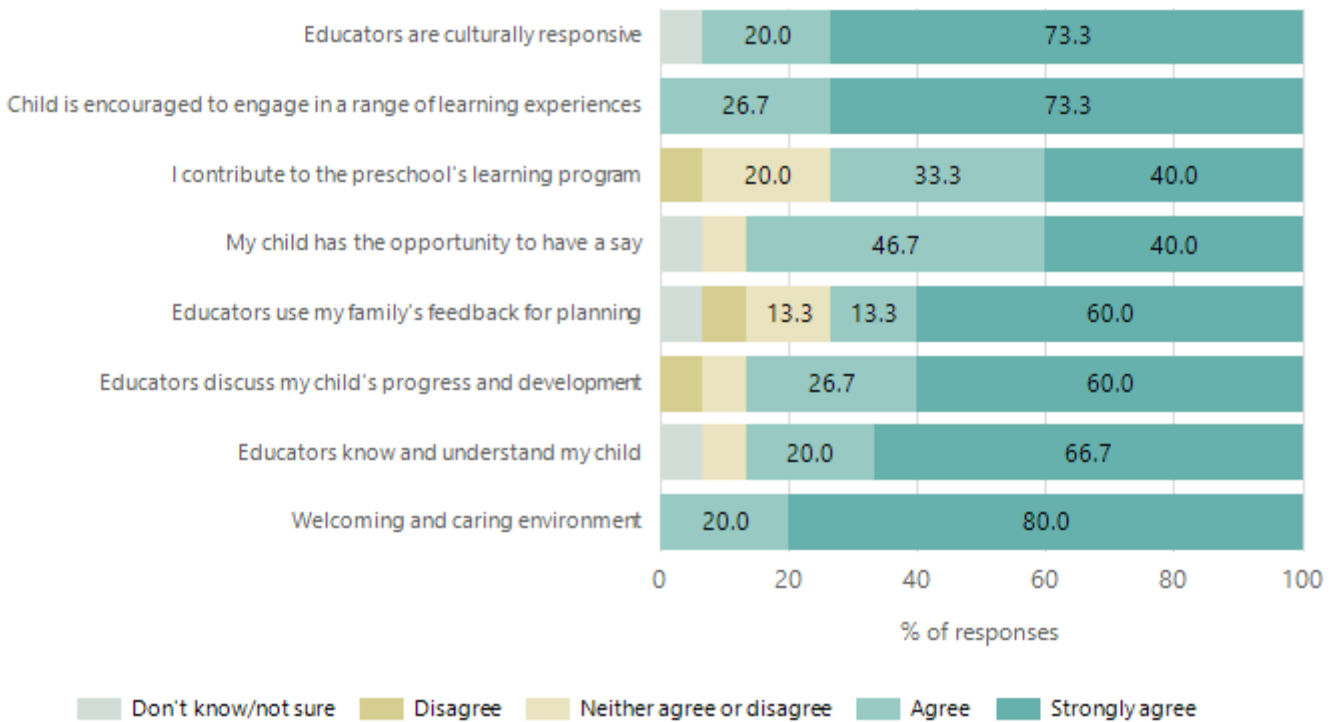
# Preschool Family Opinion Survey

## Governance, Leadership and Management



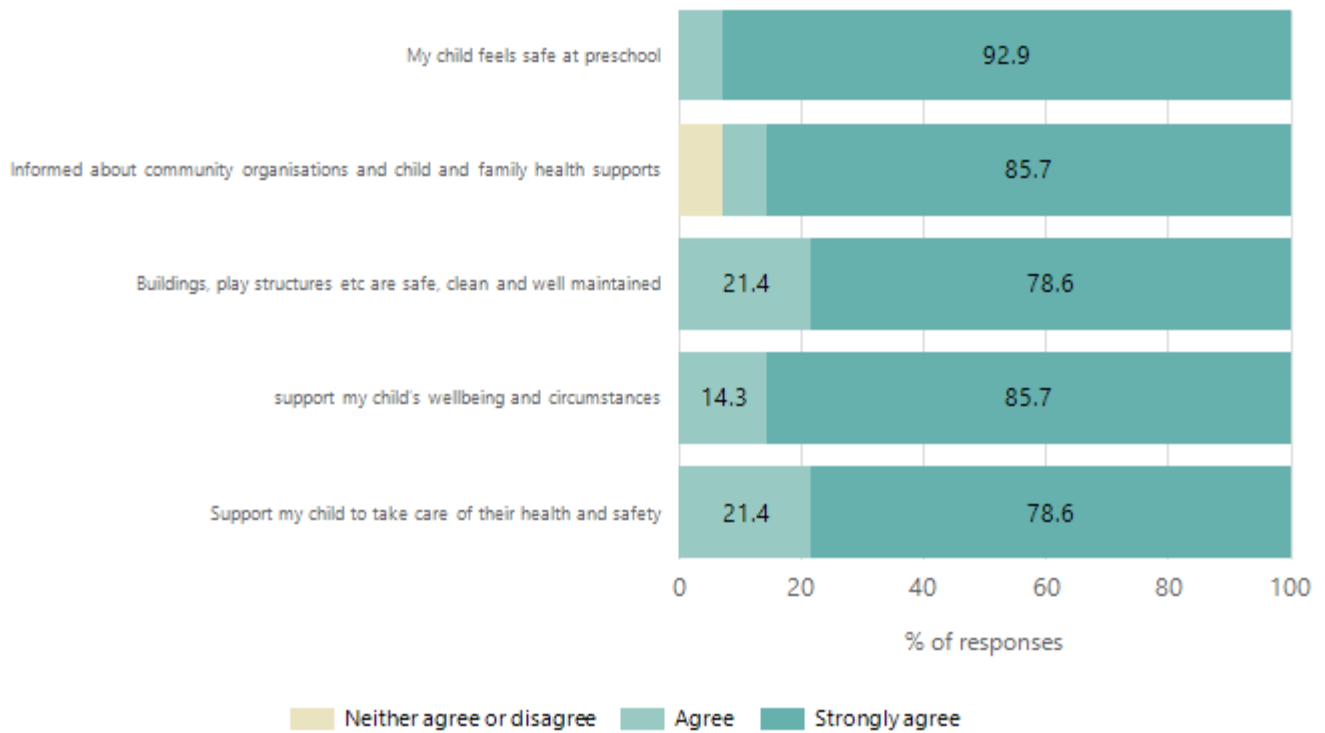
Data Source: 2024 Department for Education Preschool Family Opinions Survey, Term 3 2024.

## Quality of Teaching and Learning



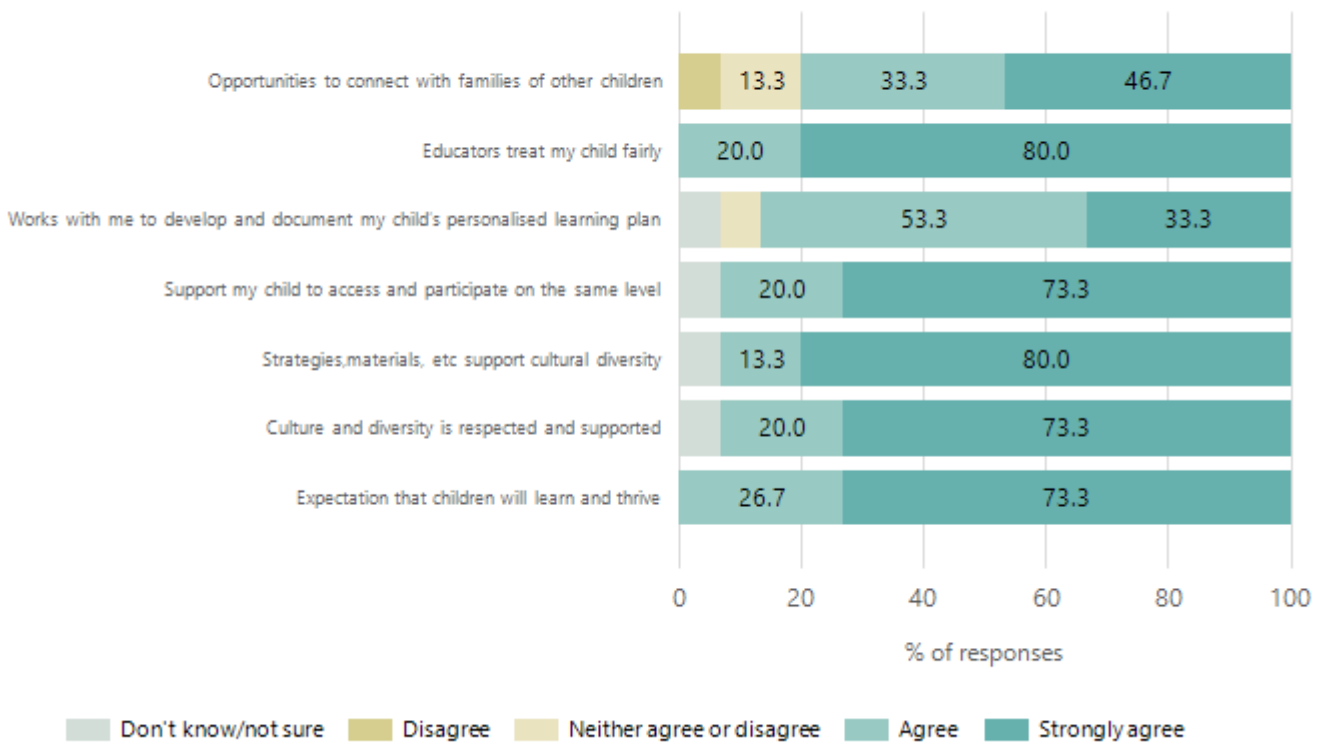
Data Source: 2024 Department for Education Preschool Family Opinions Survey, Term 3 2024.

## Safety, Health and Wellbeing



Data Source: 2024 Department for Education Preschool Family Opinions Survey, Term 3 2024.

## Support and Inclusion



Data Source: 2024 Department for Education Preschool Family Opinions Survey, Term 3 2024.

## Destination Schools

Feeder Schools (Site number - Name)	2022	2023	2024
0323 - Coorara Primary School	7.1%		
0921 - Christies Beach Primary School		4.0%	4.0%
1059 - Pimpala Primary School			4.0%
1060 - O'Sullivan Beach Primary School	35.7%	36.0%	28.0%
1188 - Morphett Vale East School		4.0%	
1907 - Reynella East College			4.0%
9014 - St John the Apostle Catholic School		4.0%	8.0%
9124 - Antonio Catholic School		4.0%	
9999 - Unknown	57.1%	48.0%	52.0%

Note: The data is collected in term 3. It does not reflect actual schools enrolled in by existing preschool children. A blank cell indicates there was no data for students enrolled.

Data Source: Department for Education Destination Data Report, 2024.

## Highest Qualifications held by the teaching workforce and workforce composition

All teachers at this school are qualified and registered with the SA Teachers Registration Board.

Qualification Level	Number of Qualifications
Bachelor's degrees or Diplomas	2
Postgraduate Qualifications	1

Data Source: Data extracted from Mandatory Workforce Information Collections as on the last pay date of June 2024. As self-reported by staff in the system.

Please note: Data includes staff who are Actively employed and on extended paid leave. Please note only the highest qualification of the Teaching staff is reported. Excludes any number of other certifications earned.

### Workforce composition including indigenous staff

	Teaching Staff		Non-Teaching Staff	
	Indigenous	Non-Indigenous	Indigenous	Non-Indigenous
Full-Time Equivalents	0.0	2.3	0.0	2.2
Persons	0.0	3.0	0.0	3.0

Data Source: Data extracted from Mandatory Workforce Information Collection as on the last pay date of June 2024.

Please note: Data includes staff who are actively employed and on extended paid leave. "Indigenous category" is self-reported by staff in the system.

## Financial Statement

Funding Source	Amount
Grants: State	11520.76
Grants: Commonwealth	0
Parent Contributions	5988.00
Fund Raising	1252.90
Other	6200

Data Source: School supplied data.