

2023 annual report to the Community

Chandlers Hill Kindergarten

Chandlers Hill Kindergarten number: 3615

Partnership: South Valley



Preschool director:

A handwritten signature in black ink, appearing to read "Pat Day".

Date of endorsement:

27/02/2024



Government
of South Australia
Department for Education

Context Statement

Information about Chandlers Hill Kindergarten is available on the centres website, as well as the Australian Childrens Education and Care Quality Authority (ACECQA) website.

Preschool Attendance

	Term 1	Term 2	Term 3	Term 4
2020 centre	93.1%	87.3%	90.9%	95.6%
2021 centre	93.2%	93.2%	94%	92.5%
2022 centre	88.2%	82%	73.4%	88.5%
2023 centre	87.7%	92%	89.7%	77.2%
2020 state	89.1%	81.8%	84.6%	85.8%
2021 state	87.3%	85.3%	87.1%	84.5%
2022 state	83.6%	77.6%	77.9%	77.8%
2023 state	85.4%	82.9%	83.4%	81.4%

Based on attendances recorded in the two-week reference period each term. Data for eligible enrolments as described in the department's Enrolment policy. Attendance rates may differ to previous reporting with the transfer from calculations based on deemed attendance to actual attendance using booked hours divided by attended hours. Data Source: Department for Education Attendance Data, Semester 1 Report 2023. A blank cell indicates there we no students enrolled.

Note: Term 2 2020 data may not be available for all preschools.

Attendance Comment

In South Australia, preschool attendance is not compulsory, but it is strongly encouraged. Preschool gives children the best opportunity to develop skills, which prepare them for school. These benefits include establishing positive routines and habits, friendships and connections as well as developing communication, problem-solving and creative skills. All children are entitled to access a preschool program over 4 terms the year before they start school.

Governing Council Report

2023 was a wonderful and busy year full of learning for the children of Chandlers Hill Kindergarten. One of our highlights was the families being invited to come to kindy for an open morning where they could share stories and play with their children. These mornings were attended by 99% of families who had a parent, grandparent or other family member come along. It was a fabulous opportunity for family to kindy connection, discussion and play together. The children were very excited as were the parents to look through their children's work and be given a tour.

We had an excursion to Fire Station in the city and children really enjoyed learning more about what fire fighters do and had a close look at the fire trucks, the parts that make them up and had a tour of the station. The children even were able to use the fire hose! We then had a lovely picnic and play at the park. The children all loved the ride on the coach and the excitement of going out for the day.

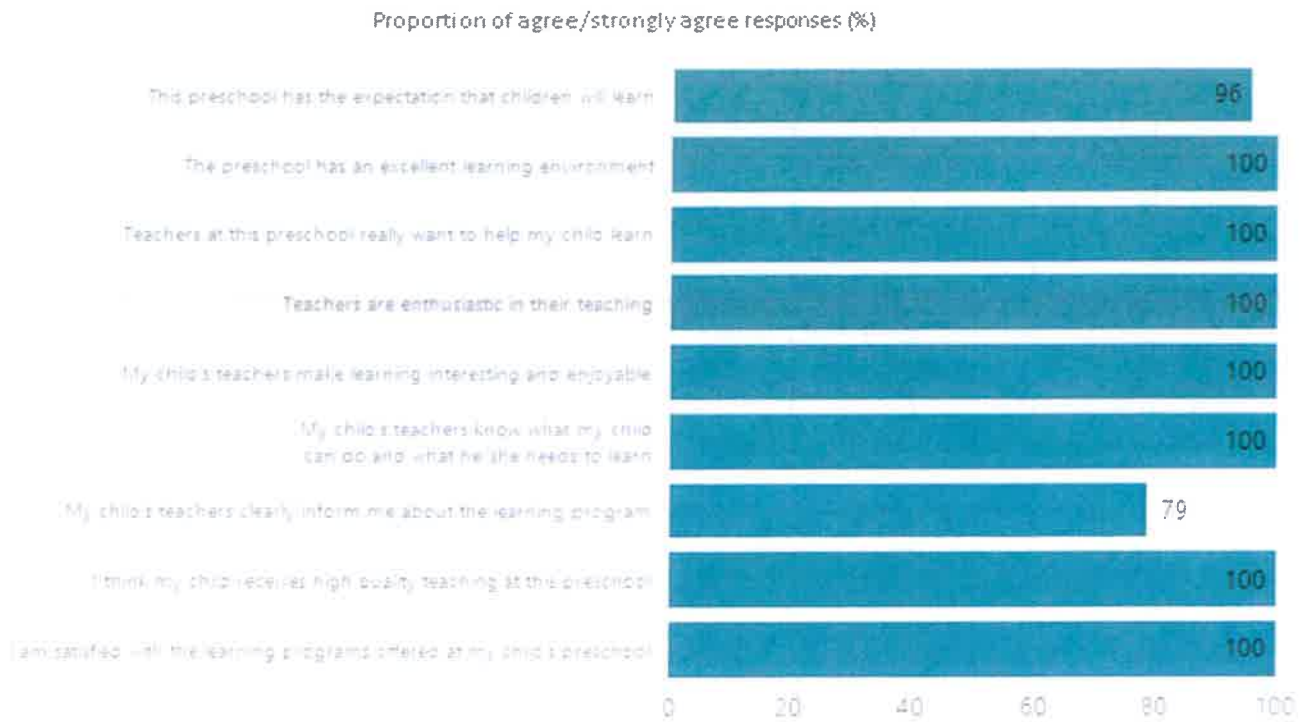
Another highlight was the wonderful work that the teachers do with their focus on phonological awareness and numeracy development. I know that my son and many other families that I spoke to at the kindy talked about how much their children learnt throughout their kindy year and how their ability to rhyme, count, identify numerals, understand syllables, and identify the sound the letters make (phonological awareness) blew them away.

It was a fabulous year at kindy, everything was so well organised, communication was excellent, and all the teachers and educators showed great care and genuine interest with all the children. It was a pleasure being part of the governing council and learning all about the workings of the kindy, the organisation that needs to take place and the learning that is planned and orchestrated. It is a very well managed Kindergarten, and it was wonderful being involved.

Lisa Bartel

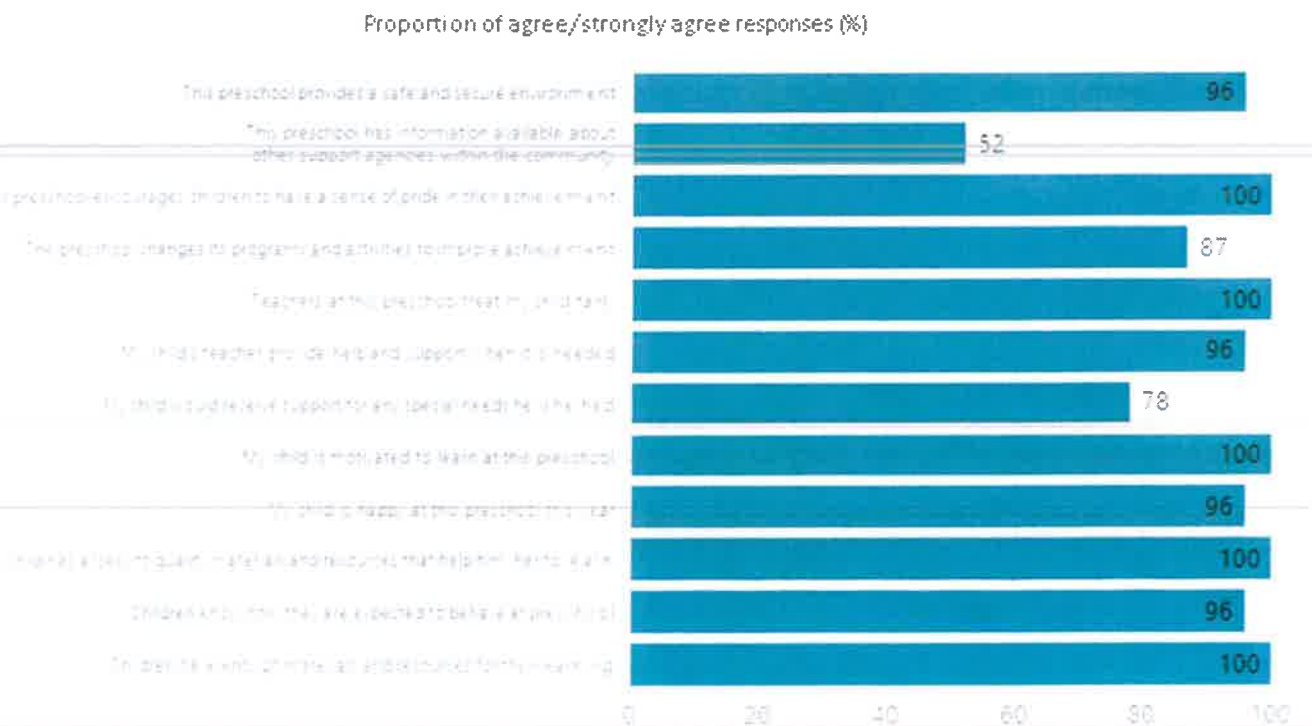
Preschool Family Opinion Survey

Quality of Teaching and Learning



Data Source: 2023 Department for Education Preschool Family Opinions Survey, Term 3 2023.

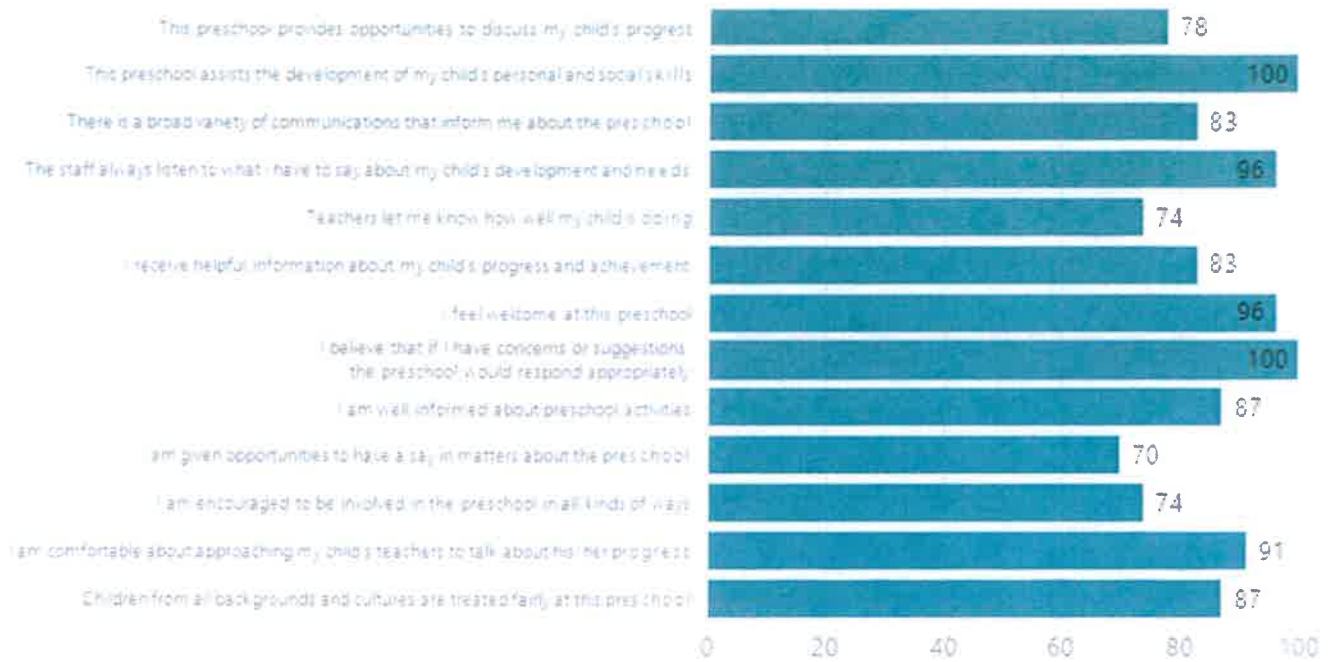
Support of Learning



Data Source: 2023 Department for Education Preschool Family Opinions Survey, Term 3 2023.

Relationships and Communication

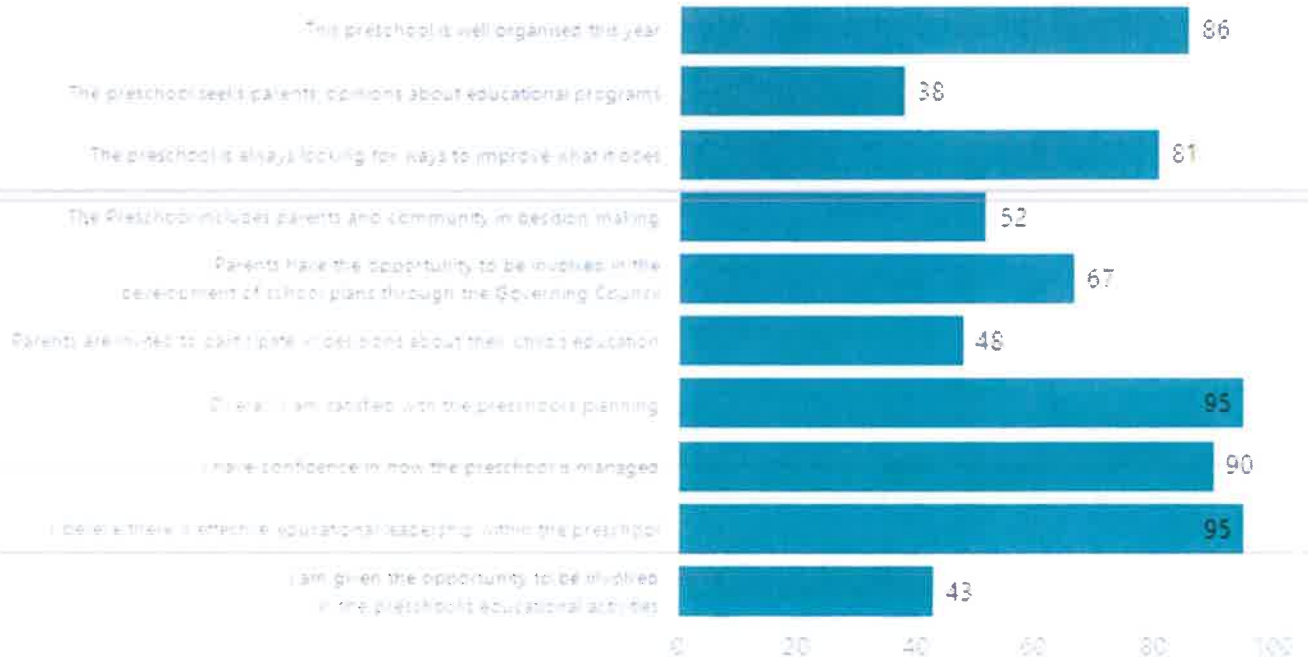
Proportion of agree/strongly agree responses (%)



Data Source: 2023 Department for Education Preschool Family Opinions Survey, Term 3 2023.

Leadership and Decision Making

Proportion of agree/strongly agree responses (%)



Data Source: 2023 Department for Education Preschool Family Opinions Survey, Term 3 2023.

Destination Schools

Feeder Schools (Site number - Name)	2021	2022	2023
0171 - Happy Valley Primary School	48.2%	57.7%	56.8%
1163 - Braeview School		3.9%	
1226 - Craighburn Primary School	5.6%		6.2%
8390 - Prescott College Southern		3.9%	
8456 - St Martin de Porres School	3.7%		
9755 - Emmaus Catholic School			3.7%
9999 - Unknown	37.0%	28.9%	21.0%

Note: The data is collected in term 3. It does not reflect actual schools enrolled in by existing preschool children. A blank cell indicates there was no data for students enrolled.

Data Source: Department for Education Destination Data Report, 2023.

Highest Qualifications held by the teaching workforce and workforce composition

All teachers at this school are qualified and registered with the SA Teachers Registration Board.

Qualification Level	Number of Qualifications
Bachelor's degrees or Diplomas	2
Postgraduate Qualifications	1

Data Source: Data extracted from Mandatory Workforce Information Collections as on the last pay date of June 2023. As self-reported by staff in the system.

Please note: Data includes staff who are Actively employed and on extended paid leave. Please note only the highest qualification of the Teaching staff is reported. Excludes any number of other certifications earned.

Workforce composition including indigenous staff

	Teaching Staff		Non-Teaching Staff	
	Indigenous	Non-Indigenous	Indigenous	Non-Indigenous
Full-Time Equivalent	0.0	2.6	0.0	1.6
Persons	0.0	3.0	0.0	2.0

Data Source: Data extracted from Mandatory Workforce Information Collection as on the last pay date of June 2023.

Please note: Data includes staff who are actively employed and on extended paid leave. "Indigenous category" is self-reported by staff in the system.

Financial Statement

Funding Source	Amount
Grants: State	\$553,394
Grants: Commonwealth	Nil
Parent Contributions	\$51,805
Fund Raising	\$102
Other	Nil

Data Source: School supplied data.