

2024 annual report to the Community

Brentwood Drive Kindergarten

Brentwood Drive Kindergarten number: 3612

Partnership: Beach Road



Preschool director:

Louise Zadow

Date of endorsement:

10/02/2025



Government
of South Australia
Department for Education

Context Statement

Information about Brentwood Drive Kindergarten is available on the centres website, as well as the Australian Childrens Education and Care Quality Authority (ACECQA) website.

Governing Council Report

Chairperson Report 2024 – Chairperson: Caitlin McGrath

2024 brought a strong community connection among children and their families with many opportunities throughout the year to come together. The educators at Brentwood Drive fostered these relationships beautifully, and often encouraged and provided these experiences for community connection. Meetings were held frequently, occasionally being rescheduled due to differing reasons. The Governing Council updated and approved some policies, monitored finances, supported the Director with planning the family and fundraising events and conversations about many other agenda items.

Term 1 educators fostered relationships with children and families each day. They set up many opportunities for pretend play, children's interests were followed, the outdoors was always set up for fun and challenges, and many creative experiences around like crafting, construction, and painting. Educators were available to talk with families during drop off times and if needed at the end of the day as well. During term 1 families were invited to join the children and educators for an Easter themed afternoon which was a fun afternoon of craft, sausage sizzle and chatting.

Term 2 was busy with the children being involved in the National Simultaneous Storytime, a family and community fundraiser for the Cancer Council being the Biggest Morning Tea, an excursion to the Living Kaurna Cultural Centre where some lucky parents could volunteer to help and a music concert and family afternoon to finalise the term and celebrate the children who will be beginning school in the mid-year intake to school.

The Governing Council had 2 members leave at this point as their children began school. This left only 2 members on the committee. Through all our efforts, we were not able to gain any further volunteers for the remainder of the year.

Term 3 continued with the fun and learning. The families were once again invited to the kindy to watch the children parade their costumes and craft made in celebration of Book Week. We had a book reading of one of the short-listed books and educators lead families with playing some games and singing songs with our children using the parachute.

Term 4 quickly arrived and it became harder for the Governing Council to meet, but we managed to get through our agenda items and finish the year with all tasks completed. We hope to have at least 2 new members moving into 2025 as myself and the other member leave Brentwood Drive Kindergarten for school. These are new families beginning kindy next year. The kindy twilight session and Christmas Concert was a very well attended family occasion. Families enjoyed their picnic dinner, making craft with their children and watching them play dress ups and have fun with their friends. The children entertained us with an amazing concert of Christmas songs, Kaurna songs and some favourite kindy dances. It was a lovely evening ending with the raffle draw. Some local businesses and families donated items to create hampers. All money raised will go into purchasing new puzzles for the children. The children leaving to go to school were presented with their Learning Portfolios and congratulated by the community. How brave they all were.

It has truly been a fun and busy year. The children and families have created friendships because of the wonderful, inclusive space at Brentwood Drive Kindy. I'm sure the families would like to express how thankful and appreciative they are for every teacher, educator and volunteer at Brentwood Drive Kindy. I wish the staff team all the best for a fabulous 2025.

Preschool Attendance

	Term 1	Term 2	Term 3	Term 4
2021 centre	84%	83.2%	90.1%	87.7%
2022 centre	67.4%	77.8%	73.3%	91.2%
2023 centre	92.8%	67.5%	92%	82.9%
2024 centre	74.7%		77%	

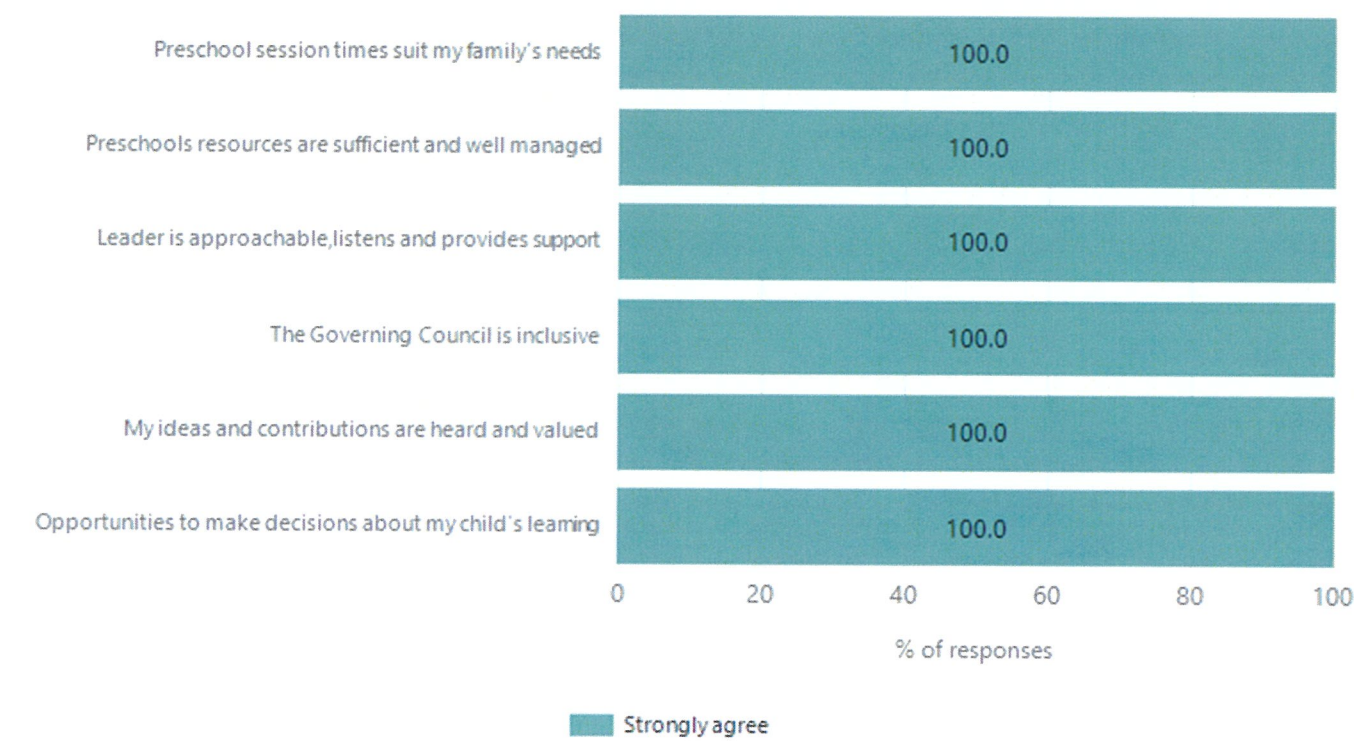
Based on attendances recorded in the two-week reference period each term. Data for eligible enrolments as described in the department's Enrolment policy. Attendance rates may differ to previous reporting with the transfer from calculations based on deemed attendance to actual attendance using booked hours divided by attended hours. Data Source: Department for Education Attendance Data, Semester 1 Report 2024. A blank cell indicates there we no students enrolled.

Attendance Comment

In South Australia, preschool attendance is not compulsory, but it is strongly encouraged. Preschool gives children the best opportunity to develop skills, which prepare them for school. These benefits include establishing positive routines and habits, friendships and connections as well as developing communication, problem-solving and creative skills. All children are entitled to access a preschool program over 4 terms the year before they start school.

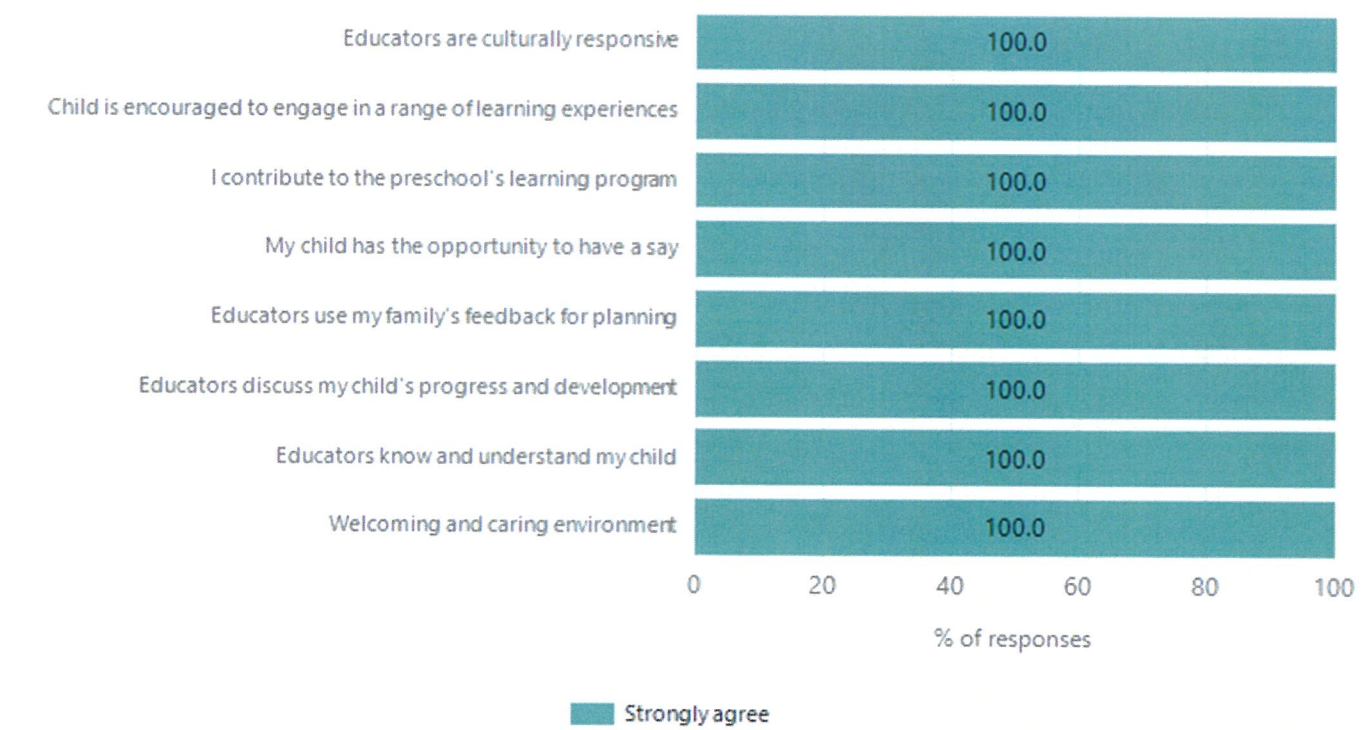
Preschool Family Opinion Survey

Governance, Leadership and Management



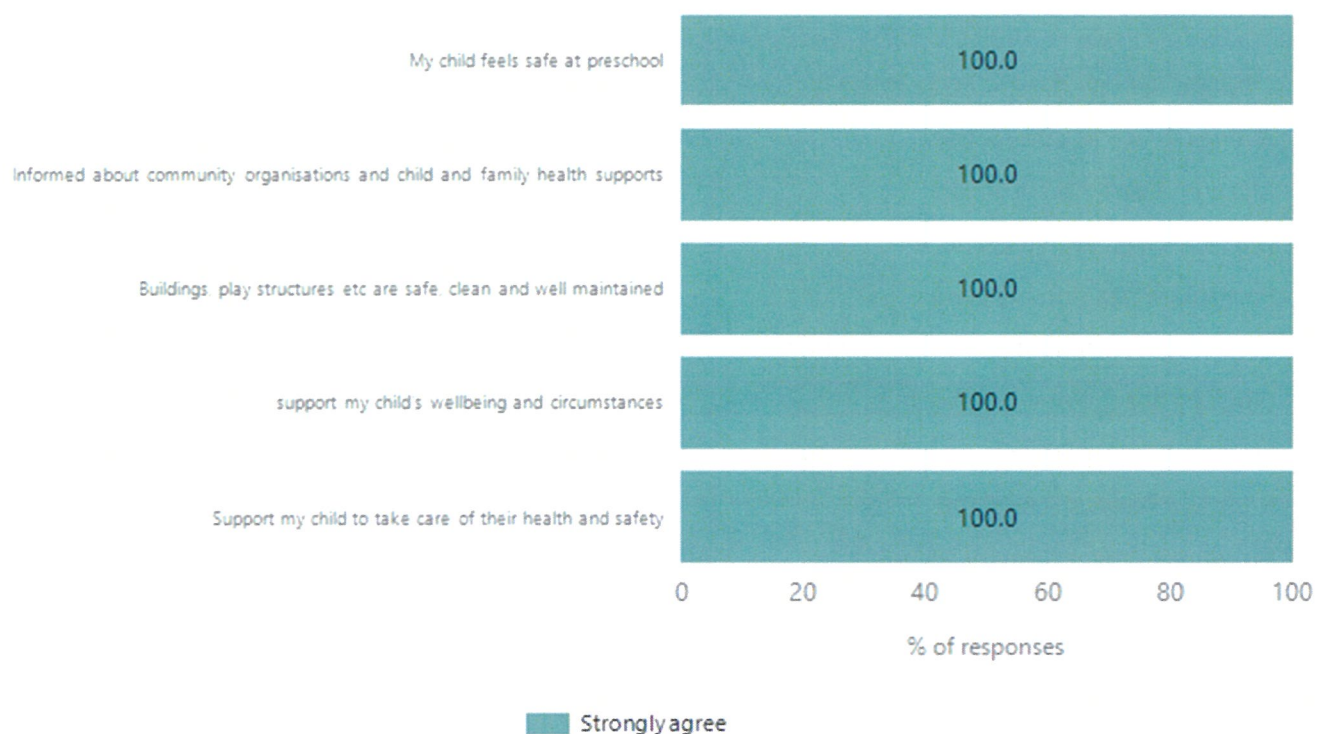
Data Source: 2024 Department for Education Preschool Family Opinions Survey, Term 3 2024.

Quality of Teaching and Learning



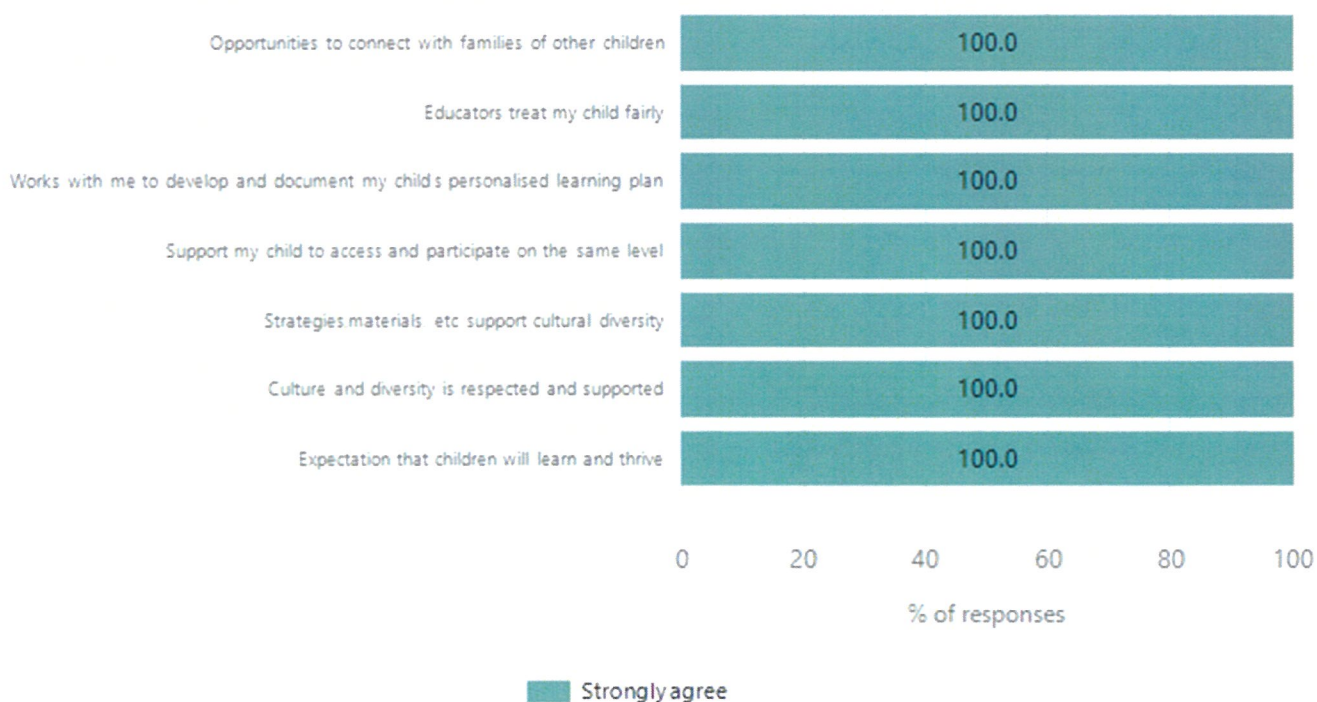
Data Source: 2024 Department for Education Preschool Family Opinions Survey, Term 3 2024.

Safety, Health and Wellbeing



Data Source: 2024 Department for Education Preschool Family Opinions Survey, Term 3 2024.

Support and Inclusion



Data Source: 2024 Department for Education Preschool Family Opinions Survey, Term 3 2024.

Destination Schools

Feeder Schools (Site number - Name)	2022	2023	2024
0222 - Aldinga Beach Primary School			3.9%
0251 - McLaren Vale Primary School		6.7%	3.9%
0313 - Old Noarlunga Primary School	5.0%	10.0%	7.7%
0362 - Port Noarlunga Primary School	5.0%	13.3%	19.2%
0379 - Reynella Primary School	5.0%		3.9%
0921 - Christies Beach Primary School	5.0%	3.3%	
1059 - Pimpala Primary School	5.0%		3.9%
1067 - Huntfield Heights School P-6	10.0%	3.3%	
1068 - Noarlunga Downs Primary School	5.0%	3.3%	
1098 - Lonsdale Heights Primary School	5.0%		
1142 - Flaxmill School P-6	5.0%		7.7%
1537 - Sheidow Park Primary School			3.9%
8030 - Sunrise Christian School Morphet Vale	5.0%		
8390 - Prescott College Southern	10.0%		3.9%
9014 - St John the Apostle Catholic School	5.0%	6.7%	7.7%
9124 - Antonio Catholic School	5.0%		
9755 - Emmaus Catholic School		10.0%	3.9%
9756 - All Saints Catholic Primary School		3.3%	3.9%
9999 - Unknown	25.0%	40.0%	26.9%

Note: The data is collected in term 3. It does not reflect actual schools enrolled in by existing preschool children. A blank cell indicates there was no data for students enrolled.

Data Source: Department for Education Destination Data Report, 2024.

Highest Qualifications held by the teaching workforce and workforce composition

All teachers at this school are qualified and registered with the SA Teachers Registration Board.

Qualification Level	Number of Qualifications
Bachelor's degrees or Diplomas	3

Data Source: Data extracted from Mandatory Workforce Information Collections as on the last pay date of June 2024. As self-reported by staff in the system.

Please note: Data includes staff who are Actively employed and on extended paid leave. Please note only the highest qualification of the Teaching staff is reported. Excludes any number of other certifications earned.

Workforce composition including indigenous staff

	Teaching Staff		Non-Teaching Staff	
	Indigenous	Non-Indigenous	Indigenous	Non-Indigenous
Full-Time Equivalents	0.0	2.1	0.0	1.1
Persons	0.0	3.0	0.0	2.0

Data Source: Data extracted from Mandatory Workforce Information Collection as on the last pay date of June 2024.

Please note: Data includes staff who are actively employed and on extended paid leave.
"Indigenous category" is self-reported by staff in the system.

Financial Statement

Funding Source	Amount
Grants: State	\$0.00
Grants: Commonwealth	\$0.00
Parent Contributions	\$8557.00
Fund Raising	\$1686.00
Other	\$0.00

Data Source: School supplied data.

