

2023 annual report to the Community

Noarlunga Downs Primary School and Noarlunga Downs Preschool

Noarlunga Downs Primary
School number: 1068

Noarlunga Downs Preschool
number: 3607

Partnership: Beach Road



School principal:

Rachael Courtney

Date of endorsement:

27/02/2024



Context Statement

Noarlunga Downs Primary School caters for students from R-6. At the time of this report, the enrolment in 2023 is 98. Noarlunga Downs Primary School is classified as Category 2 on the Department for Education Index of Educational Disadvantage. At the time of this report, the school population includes 26% Aboriginal students, 28% students with disabilities, 6% students with English as an additional language or dialect (EALD) funded background, 5% children/young people in care. Further information about the school is available on the school's website (including its context statement), as well as the My School website.

Information about Noarlunga Downs Preschool is available on the centres website, as well as the Australian Childrens Education and Care Quality Authority (ACECQA) website.

Governing Council Report

We would like to thank the parents, and staff of the 2023 Noarlunga Downs Primary School Governing Council for their time and contribution throughout the year.

The governing council resumed face to face meetings in 2023 and this appeared to work for most meetings however a hybrid of face to face and online will be discussed for the 2024 year to accommodate everyone's needs and ensure that we can allow everyone a voice.

Several topics have been discussed and numerous decisions ratified. The major topic for discussion was our OSHC situation and how to ensure a service is provided at the school to ensure ongoing enrolments.

The governing council engaged in celebrating the school's 35th year and the events were well attended by the community.

We have a small cohort of dedicated governing council members however attracting new members to the roles has presented us with a difficulty and will need to be a focus of further discussion in 2024.

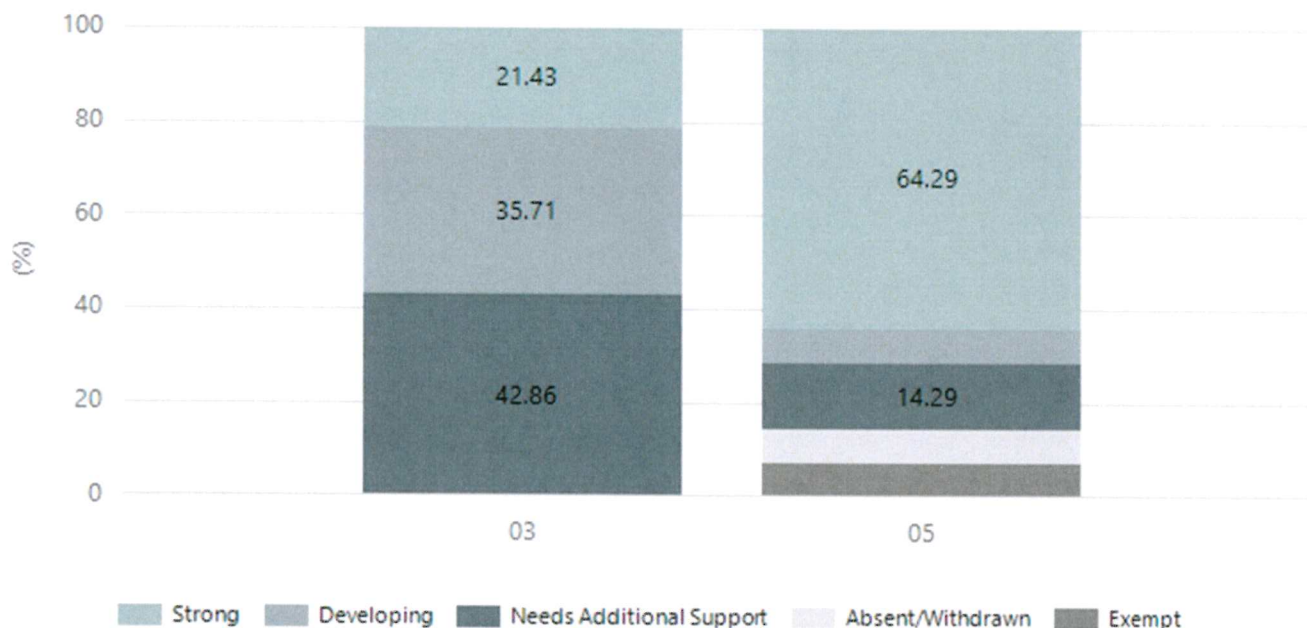
Fundraising is something we continue to have on hold due to the financial pressure that families are experiencing at present.

Performance Summary

NAPLAN Proficiency

In 2023, the Australian Curriculum, Assessment and Reporting Authority (ACARA) - a Commonwealth Independent statutory authority - announced changes to NAPLAN performance reporting. This new way of reporting by ACARA that NAPLAN results from 2023 will not be comparable to previous years. The new approach replaces the previous numerical NAPLAN bands and the national minimum standard.

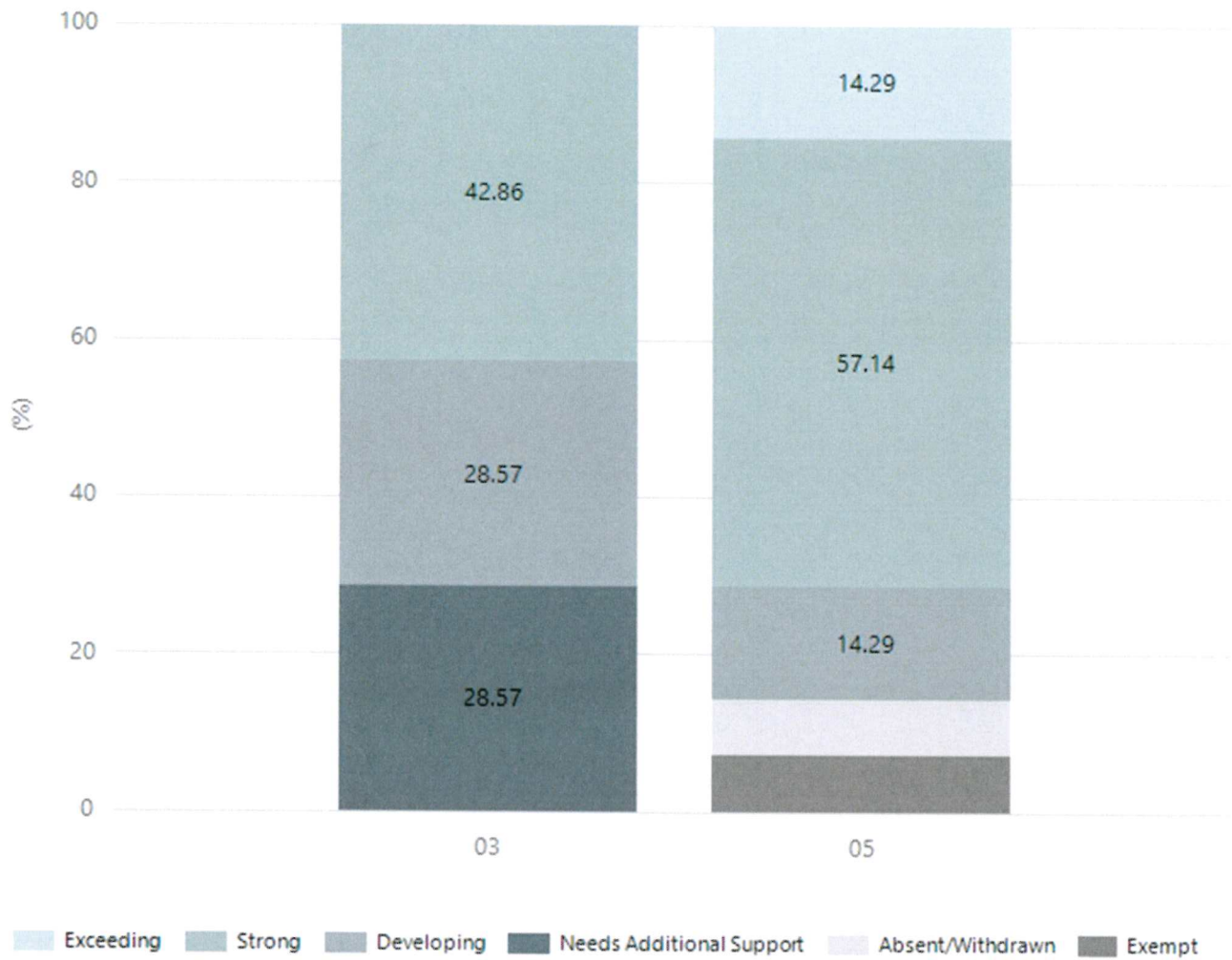
Numeracy



Year Level	03	05
Strong	3	9
Developing	5	1
Needs Additional Support	6	2
Absent/Withdrawn		1
Exempt		1
Total	14	14

Data Source: Department for Education Assessment Data Holdings, 2023. When there are less than six students in a cohort, no data is supplied.

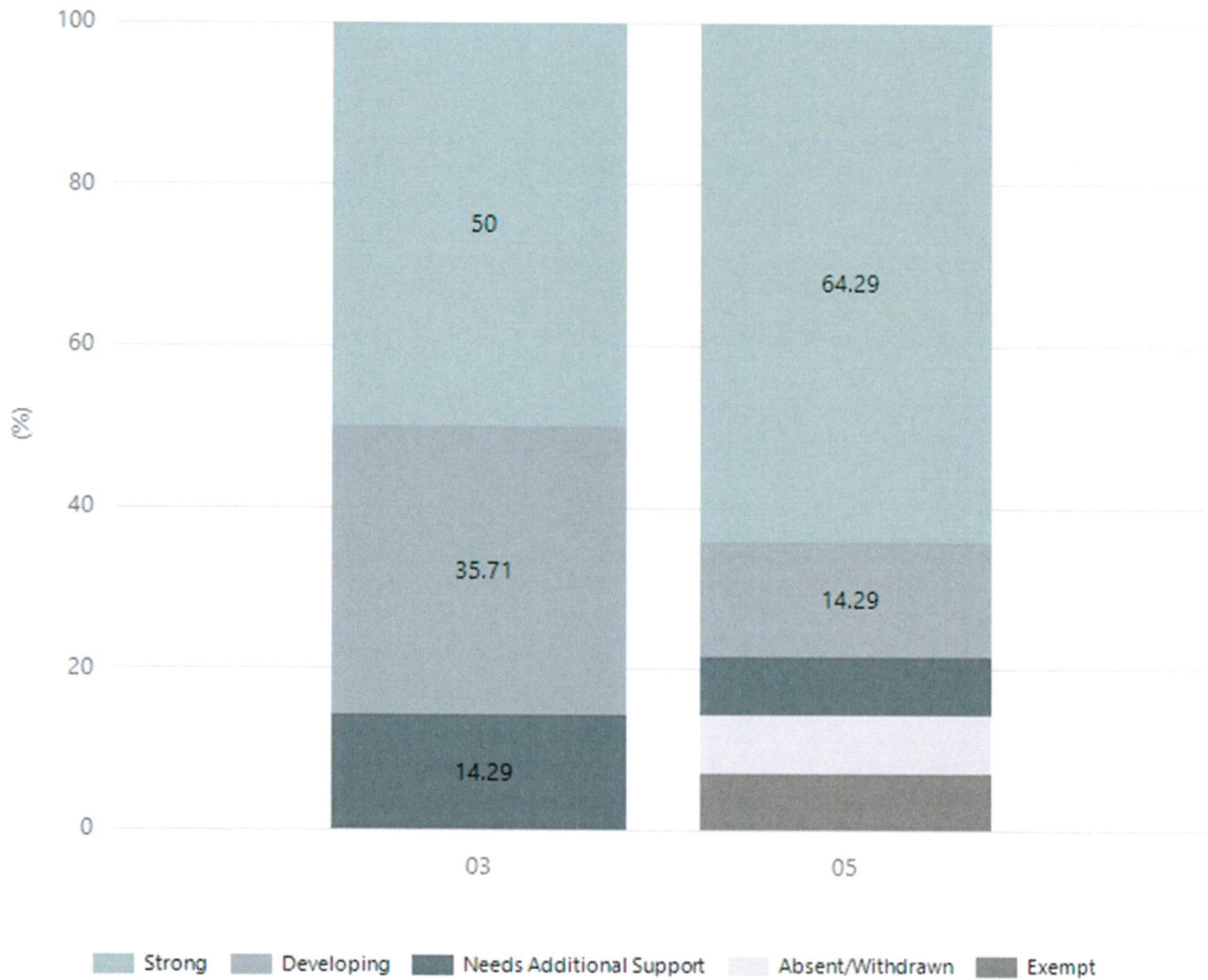
Reading



Year Level	03	05
Exceeding		2
Strong	6	8
Developing	4	2
Needs Additional Support	4	
Absent/Withdrawn		1
Exempt		1
Total	14	14

Data Source: Department for Education Assessment Data Holdings, 2023. When there are less than six students in a cohort, no data is supplied.

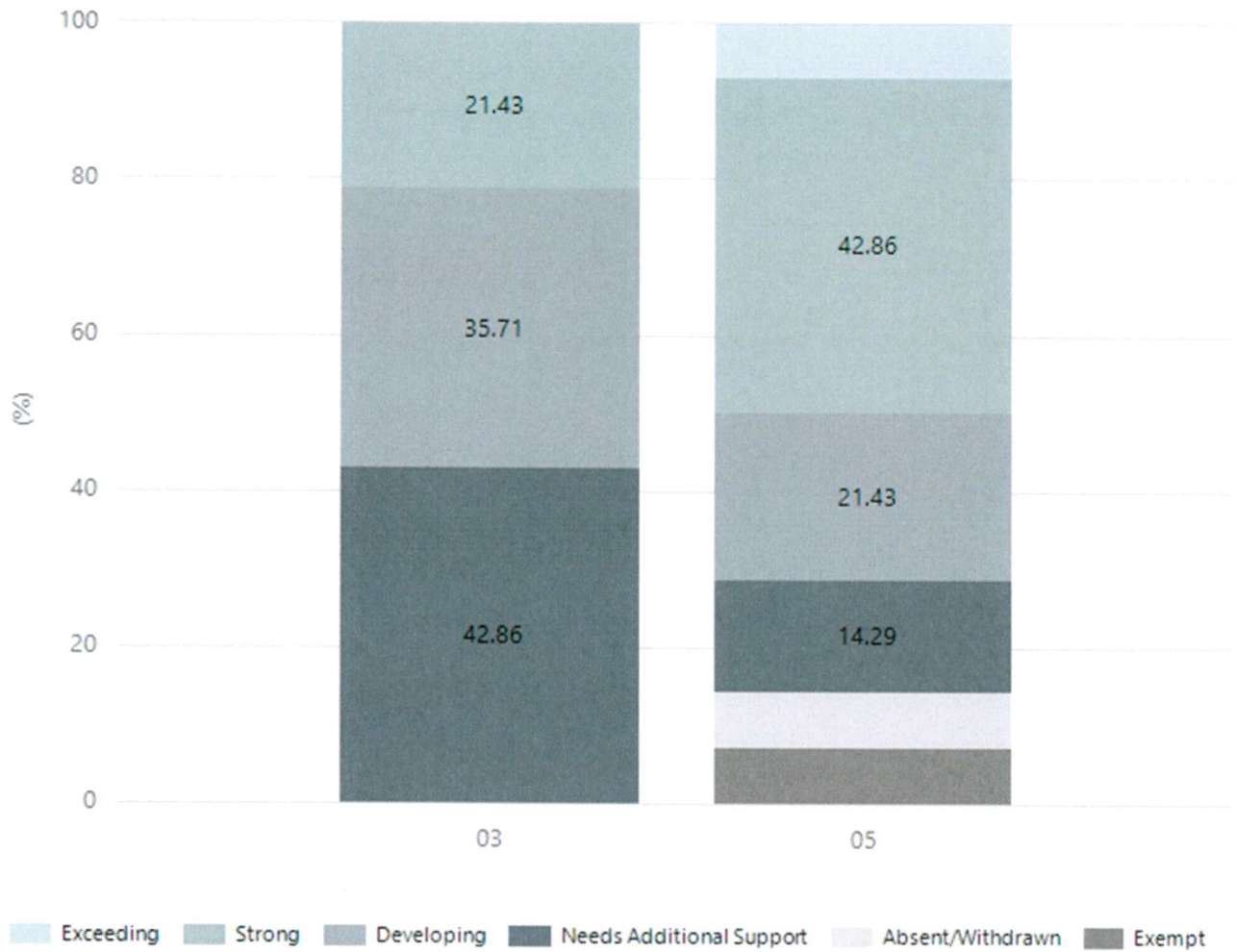
Writing



Year Level	03	05
Strong	7	9
Developing	5	2
Needs Additional Support	2	1
Absent/Withdrawn		1
Exempt		1
Total	14	14

Data Source: Department for Education Assessment Data Holdings, 2023. When there are less than six students in a cohort, no data is supplied.

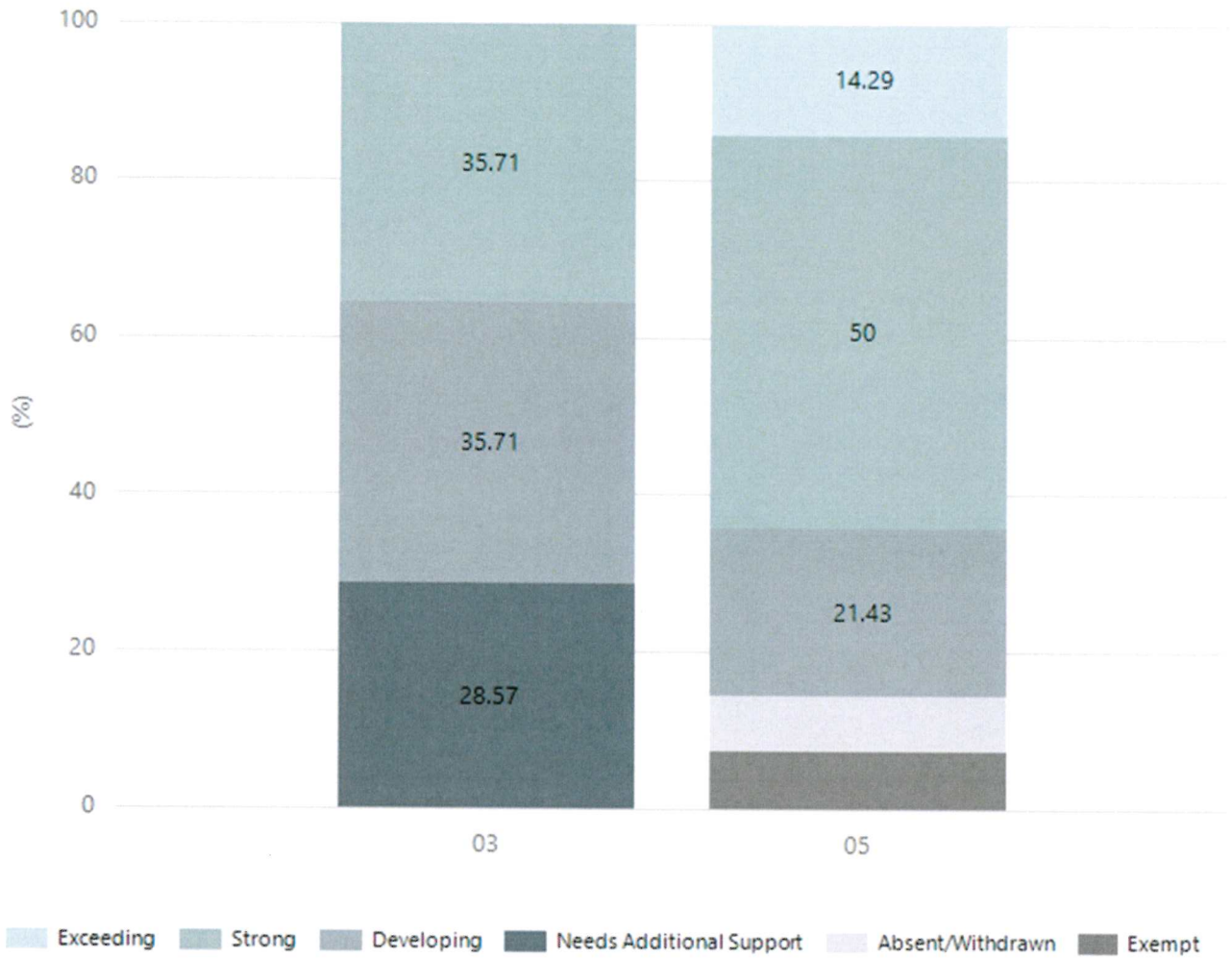
Grammar



Year Level	03	05
Exceeding		1
Strong	3	6
Developing	5	3
Needs Additional Support	6	2
Absent/Withdrawn		1
Exempt		1
Total	14	14

Data Source: Department for Education Assessment Data Holdings, 2023. When there are less than six students in a cohort, no data is supplied.

Spelling



Year Level	03	05
Exceeding		2
Strong	5	7
Developing	5	3
Needs Additional Support	4	
Absent/Withdrawn		1
Exempt		1
Total	14	14

Data Source: Department for Education Assessment Data Holdings, 2023. When there are less than six students in a cohort, no data is supplied.

Preschool Attendance

	Term 1	Term 2	Term 3	Term 4
2020 centre	88.1%	86.4%	78.3%	78.3%
2021 centre	83.9%	96.9%	97.1%	93.4%
2022 centre	89.7%	87.2%	94.8%	83.5%
2023 centre	78.1%	88.3%	82.7%	86.4%
2020 state	89.1%	81.8%	84.6%	85.8%
2021 state	87.3%	85.3%	87.1%	84.5%
2022 state	83.6%	77.6%	77.9%	77.8%
2023 state	85.4%	82.9%	83.4%	81.4%

Based on attendances recorded in the two-week reference period each term. Data for eligible enrolments as described in the department's Enrolment policy. Attendance rates may differ to previous reporting with the transfer from calculations based on deemed attendance to actual attendance using booked hours divided by attended hours. Data Source: Department for Education Attendance Data, Semester 1 Report 2023. A blank cell indicates there we no students enrolled.

Note: Term 2 2020 data may not be available for all preschools.

School Attendance

Year Level	2021	2022	2023
Reception	85.0%	90.9%	88.6%
Year 01	90.9%	86.1%	90.2%
Year 02	85.0%	82.4%	85.9%
Year 03	91.1%	84.5%	89.5%
Year 04	78.9%	87.0%	82.6%
Year 05	88.9%	77.5%	87.6%
Year 06	84.2%	74.3%	82.2%
Year 07	73.5%		
Primary Other	78.0%	57.7%	82.6%
Total	84.1%	81.8%	86.1%

Data Source: Department for Education Attendance Data, Semester 1 Report 2023. A blank cell indicates there we no students enrolled. 'Primary Other' includes students enrolled in specialised education options. 'Secondary Other' includes students who have already spent a year at Year 12 and elected to undertake further study at Year 12.

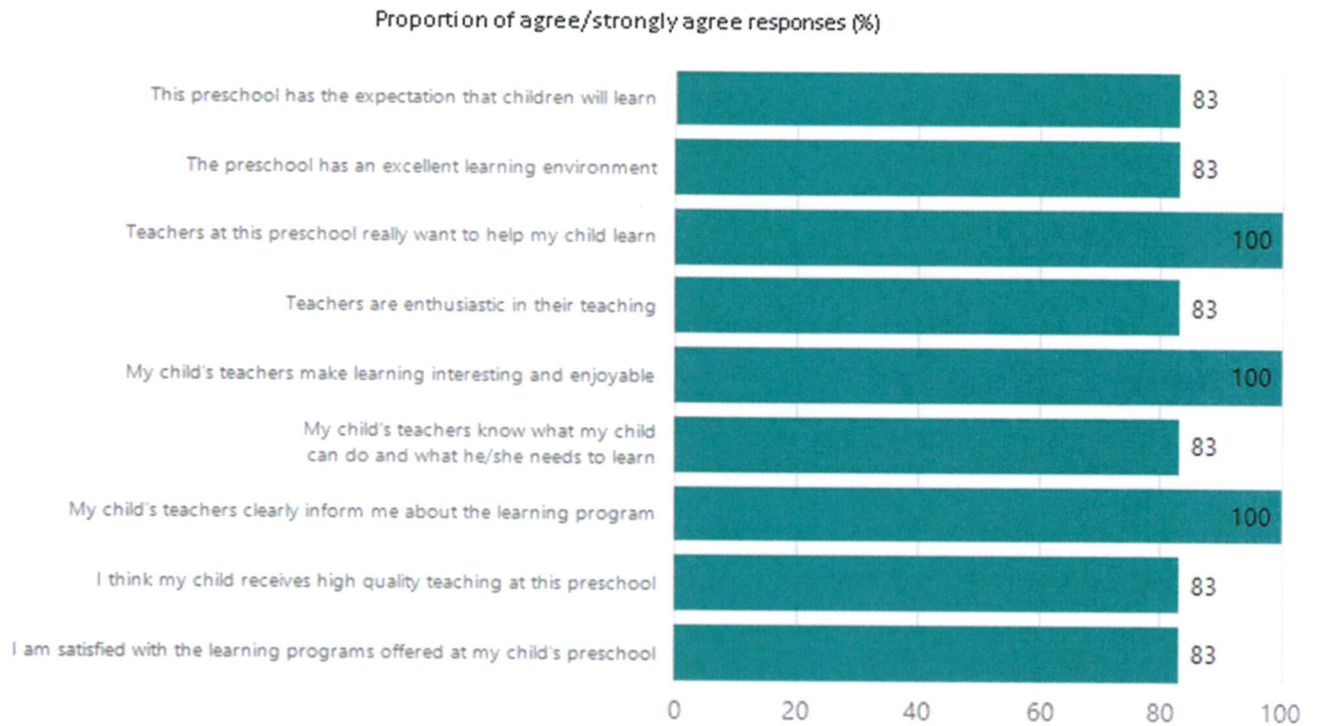
Attendance Comment

In South Australia, preschool attendance is not compulsory, but it is strongly encouraged. Preschool gives children the best opportunity to develop skills, which prepare them for school. These benefits include establishing positive routines and habits, friendships and connections as well as developing communication, problem-solving and creative skills. All children are entitled to access a preschool program over 4 terms the year before they start school.

In South Australia, all children and young people must be in school from 6 years to 16 years old. They must attend a government or non-government school full time. From age 16 to 17 however, young people must attend school or an approved learning program (such as an apprenticeship, traineeship, accredited course or university). Schools and parents must encourage and support students to come to school every day. Parents and caregivers must make sure their child is enrolled in a school, and attends school all day and everyday it is open, unless a child is sick or has an approved exemption. Teachers and leaders actively follow up when a student misses school, including recording all absences and non-attendance. All schools in South Australia have local attendance procedures governed under the Education and Children's Services Regulations 2020.

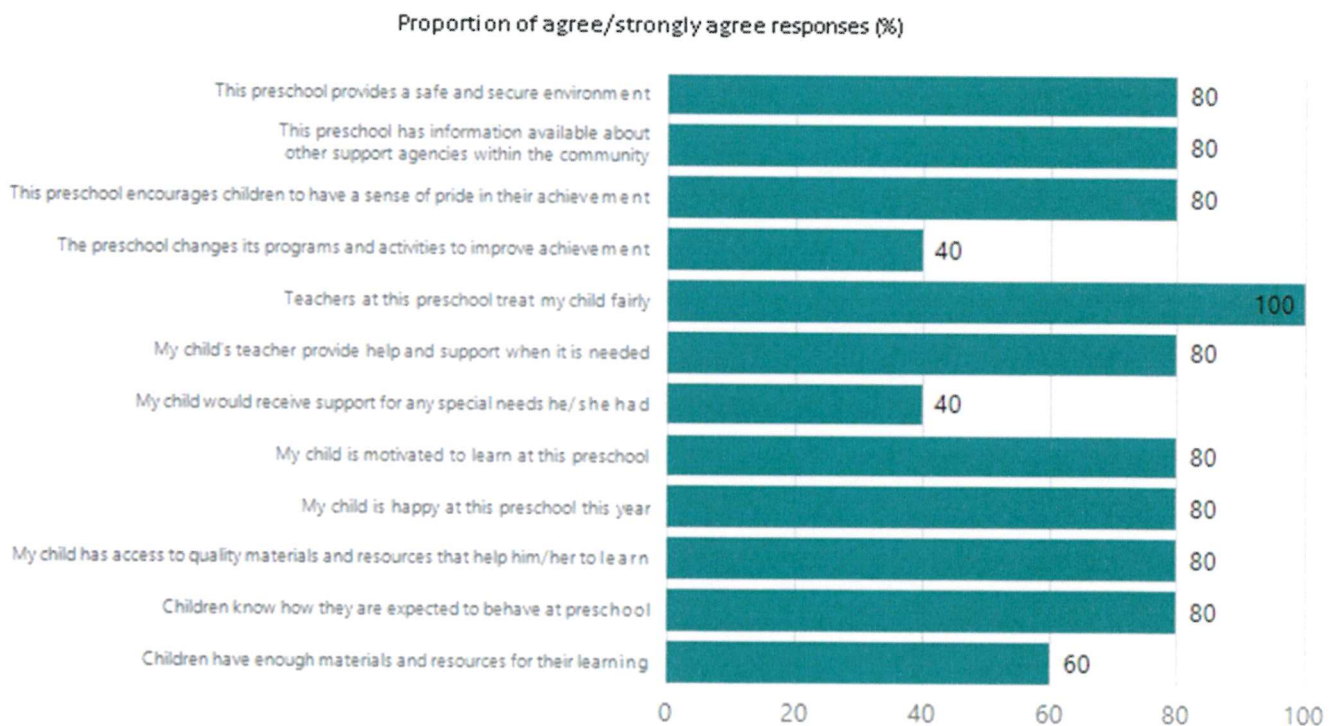
Preschool Family Opinion Survey

Quality of Teaching and Learning



Data Source: 2023 Department for Education Preschool Family Opinions Survey, Term 3 2023.

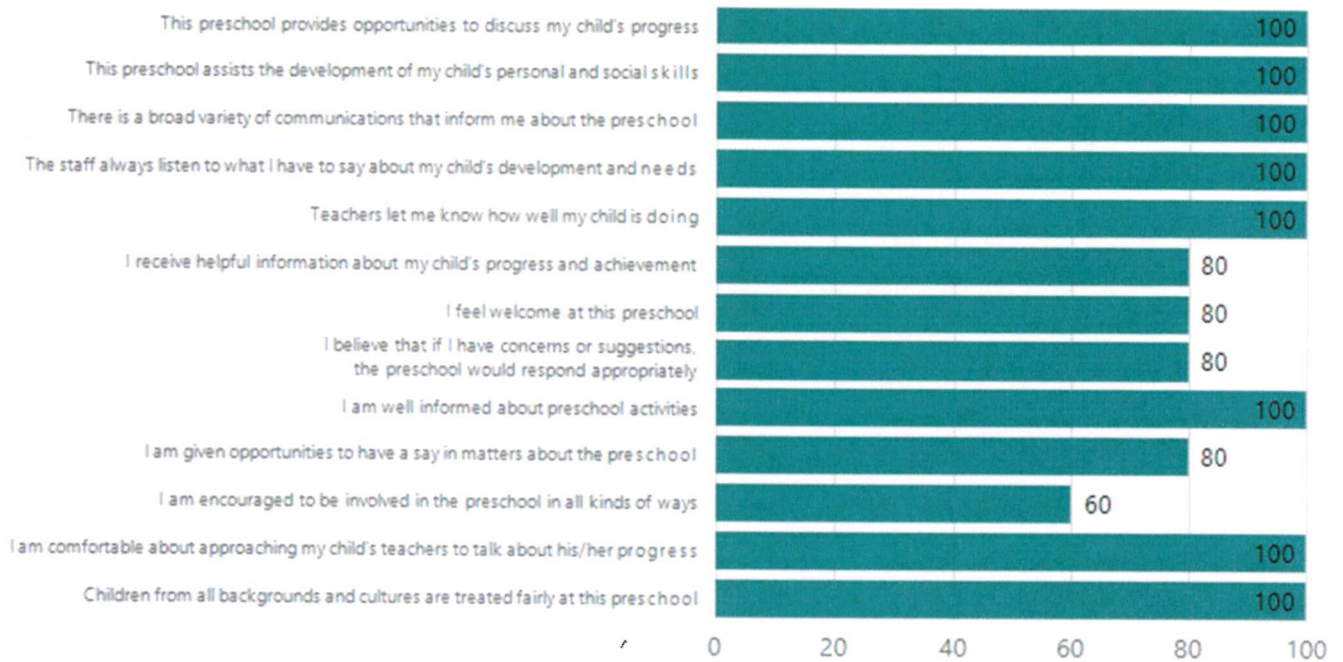
Support of Learning



Data Source: 2023 Department for Education Preschool Family Opinions Survey, Term 3 2023.

Relationships and Communication

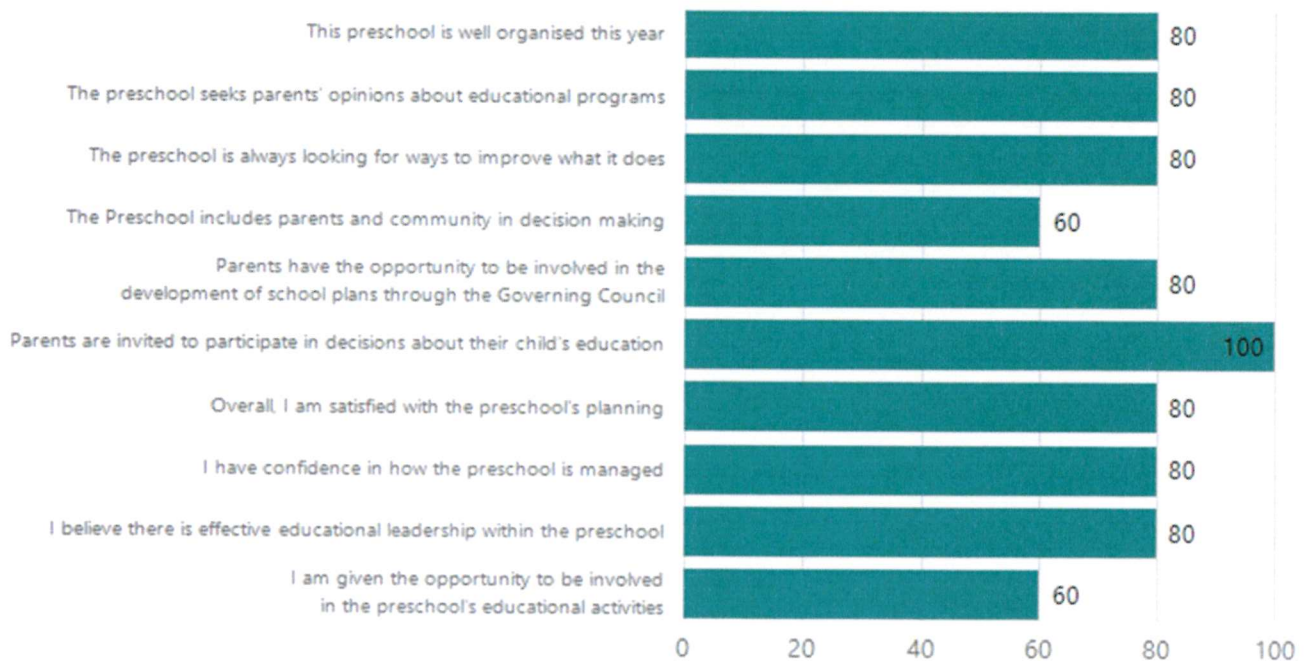
Proportion of agree/strongly agree responses (%)



Data Source: 2023 Department for Education Preschool Family Opinions Survey, Term 3 2023.

Leadership and Decision Making

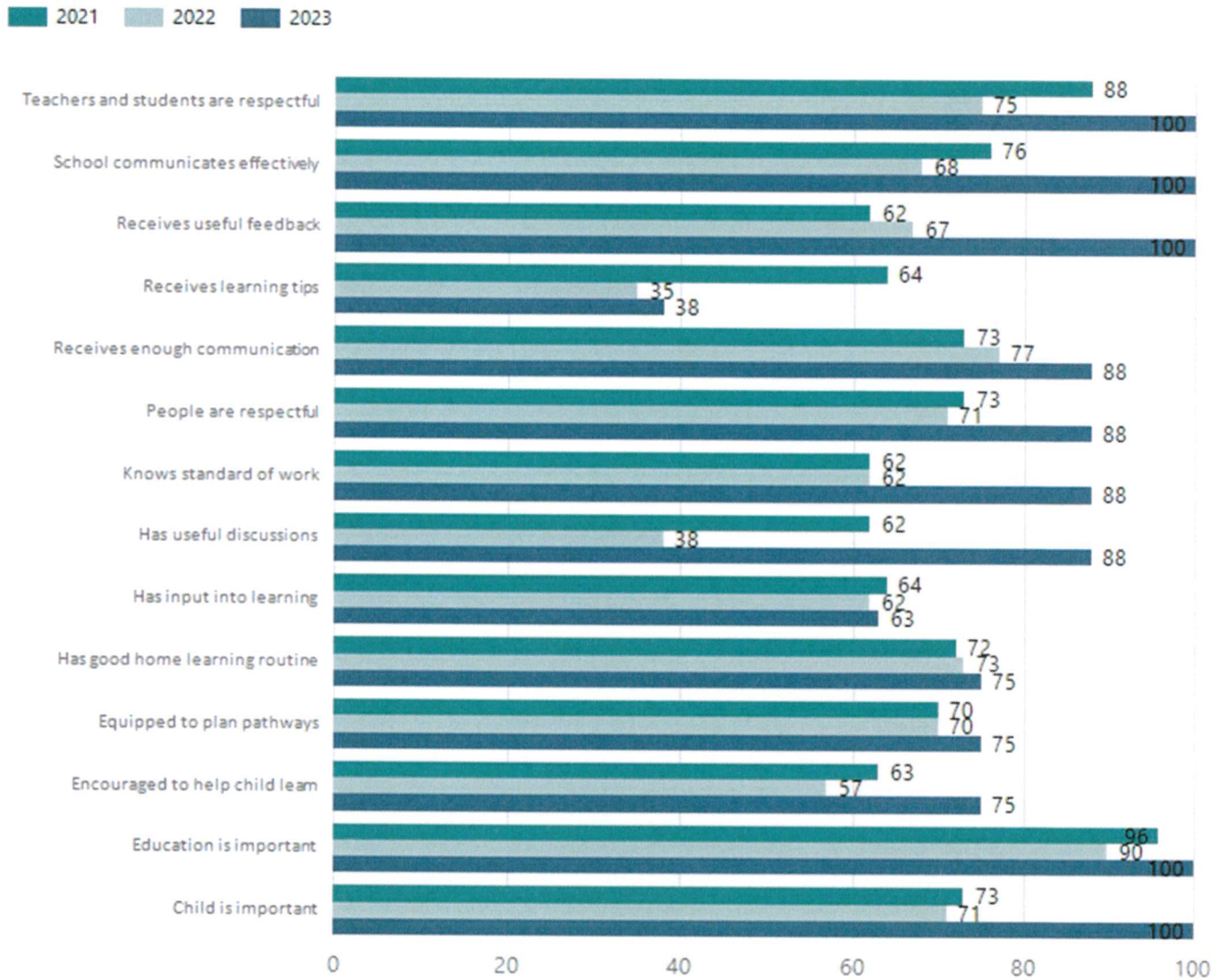
Proportion of agree/strongly agree responses (%)



Data Source: 2023 Department for Education Preschool Family Opinions Survey, Term 3 2023.

Parent Opinion Survey Results

Proportion of agree/strongly agree response(%)



Data Source: 2023 Department for Education Parent Opinions Survey, Term 3 2023.

Destination Schools

Feeder Schools (Site number - Name)	2021	2022	2023
0362 - Port Noarlunga Primary School			6.7%
1068 - Noarlunga Downs Primary School	100.0%	91.7%	80.0%
8390 - Prescott College Southern			6.7%
9999 - Unknown		8.3%	6.7%

Note: The data is collected in term 3. It does not reflect actual schools enrolled in by existing preschool children. A blank cell indicates there was no data for students enrolled.

Data Source: Department for Education Destination Data Report, 2023.

Intended Destination

Leave Reason	Number	%
NG - ATTENDING NON-GOV SCHOOL IN SA	1	11.0%
TG - TRANSFERRED TO SA GOVERNMENT SCHOOL	7	78.0%
U - UNKNOWN	1	11.0%

Data Source: Department for Education Destination Data Report, 2023. Data extract term 3 2023. Data shows recorded destinations for students that left the school in the previous year. Data is uploaded by schools in term 3 and may not reflect final or total figures at time of report creation.

Highest Qualifications held by the teaching workforce and workforce composition

All teachers at this school are qualified and registered with the SA Teachers Registration Board.

Qualification Level	Number of Qualifications
Bachelor's degrees or Diplomas	13

Data Source: Data extracted from Mandatory Workforce Information Collections as on the last pay date of June 2023. As self-reported by staff in the system.

Please note: Data includes staff who are Actively employed and on extended paid leave. Please note only the highest qualification of the Teaching staff is reported. Excludes any number of other certifications earned.

Workforce composition including indigenous staff

	Teaching Staff		Non-Teaching Staff	
	Indigenous	Non-Indigenous	Indigenous	Non-Indigenous
Full-Time Equivalents	0.0	10.3	0.8	6.3
Persons	0.0	13.0	1.0	8.0

Data Source: Data extracted from Mandatory Workforce Information Collection as on the last pay date of June 2023.

Please note: Data includes staff who are actively employed and on extended paid leave. "Indigenous category" is self-reported by staff in the system.

Financial Statement

Funding Source	Amount
Grants: State	\$2,301,066.79
Grants: Commonwealth	\$7,300
Parent Contributions	\$33,879.12
Fund Raising	\$0
Other	\$23,313.58

Data Source: School supplied data.