

2023 annual report to the Community

# Minlaton District Early Learning Ctr

Minlaton District Early Learning Ctr number: 2686

Partnership: Southern Yorke



Preschool director:

Louise Hanrahan

Date of endorsement:

16/02/2024



Government  
of South Australia  
Department for Education

# Context Statement

Information about Minlaton District Early Learning Ctr is available on the centres website, as well as the Australian Children’s Education and Care Quality Authority (ACECQA) website.

## Preschool Attendance

	Term 1	Term 2	Term 3	Term 4
2020 centre	94.7%	81.2%	81.2%	95.6%
2021 centre	91.3%	92.5%	92.1%	79.2%
2022 centre	95%	95%	68.3%	69.4%
2023 centre	84%	81.9%	83.8%	92.3%
2020 state	89.1%	81.8%	84.6%	85.8%
2021 state	87.3%	85.3%	87.1%	84.5%
2022 state	83.6%	77.6%	77.9%	77.8%
2023 state	85.4%	82.9%	83.4%	81.4%

Based on attendances recorded in the two-week reference period each term. Data for eligible enrolments as described in the department's Enrolment policy. Attendance rates may differ to previous reporting with the transfer from calculations based on deemed attendance to actual attendance using booked hours divided by attended hours. Data Source: Department for Education Attendance Data, Semester 1 Report 2023. A blank cell indicates there we no students enrolled.

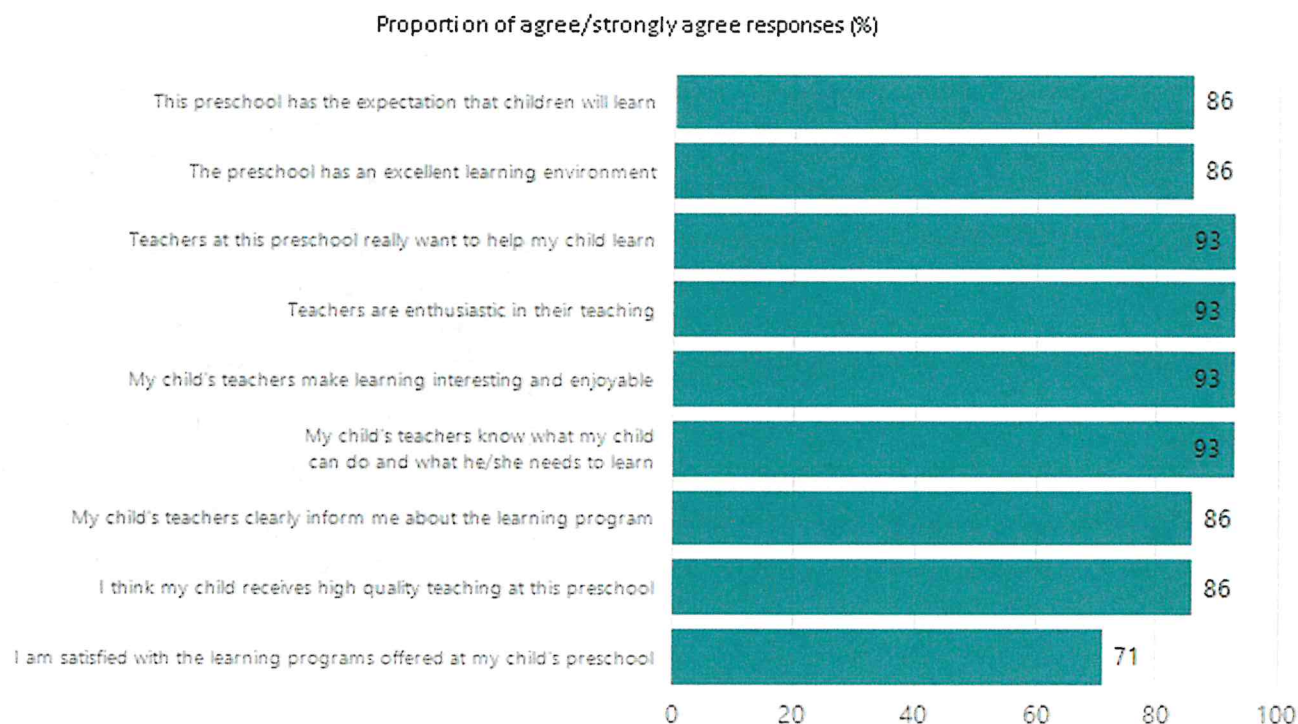
Note: Term 2 2020 data may not be available for all preschools.

## Attendance Comment

In South Australia, preschool attendance is not compulsory, but it is strongly encouraged. Preschool gives children the best opportunity to develop skills, which prepare them for school. These benefits include establishing positive routines and habits, friendships and connections as well as developing communication, problem-solving and creative skills. All children are entitled to access a preschool program over 4 terms the year before they start school.

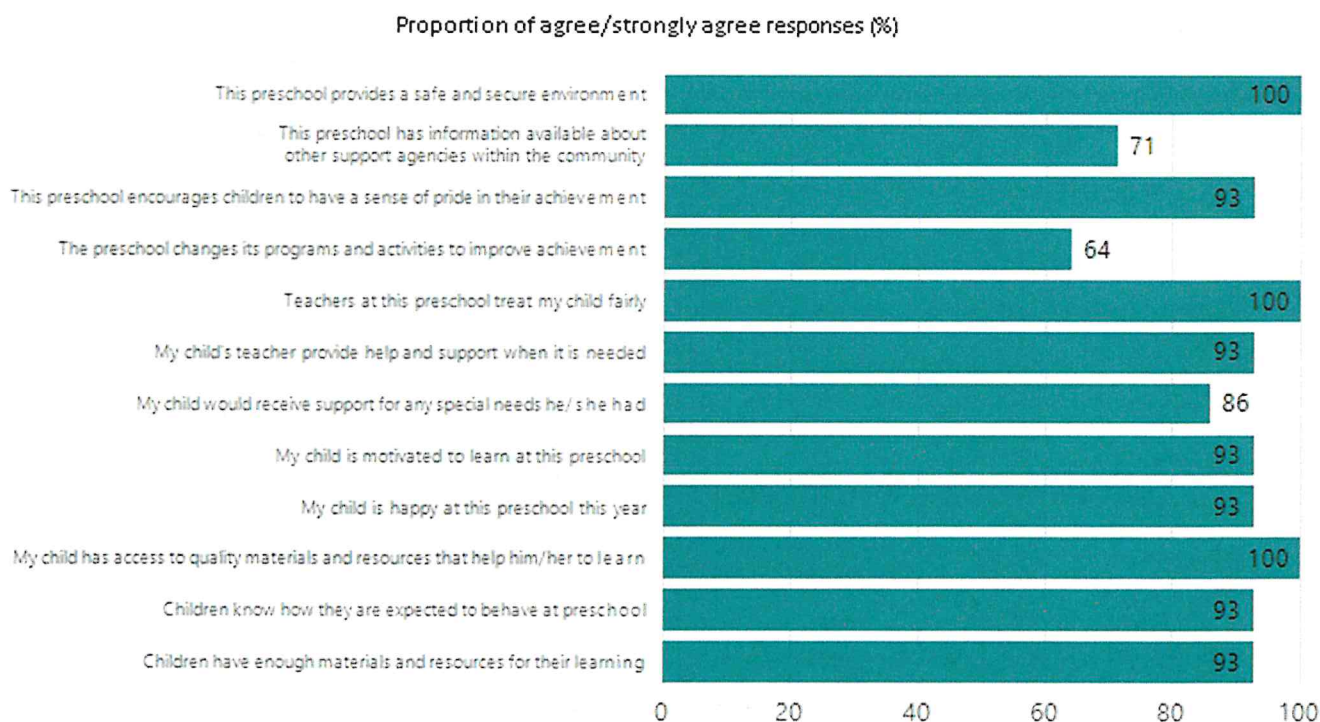
# Preschool Family Opinion Survey

## Quality of Teaching and Learning



Data Source: 2023 Department for Education Preschool Family Opinions Survey, Term 3 2023.

## Support of Learning

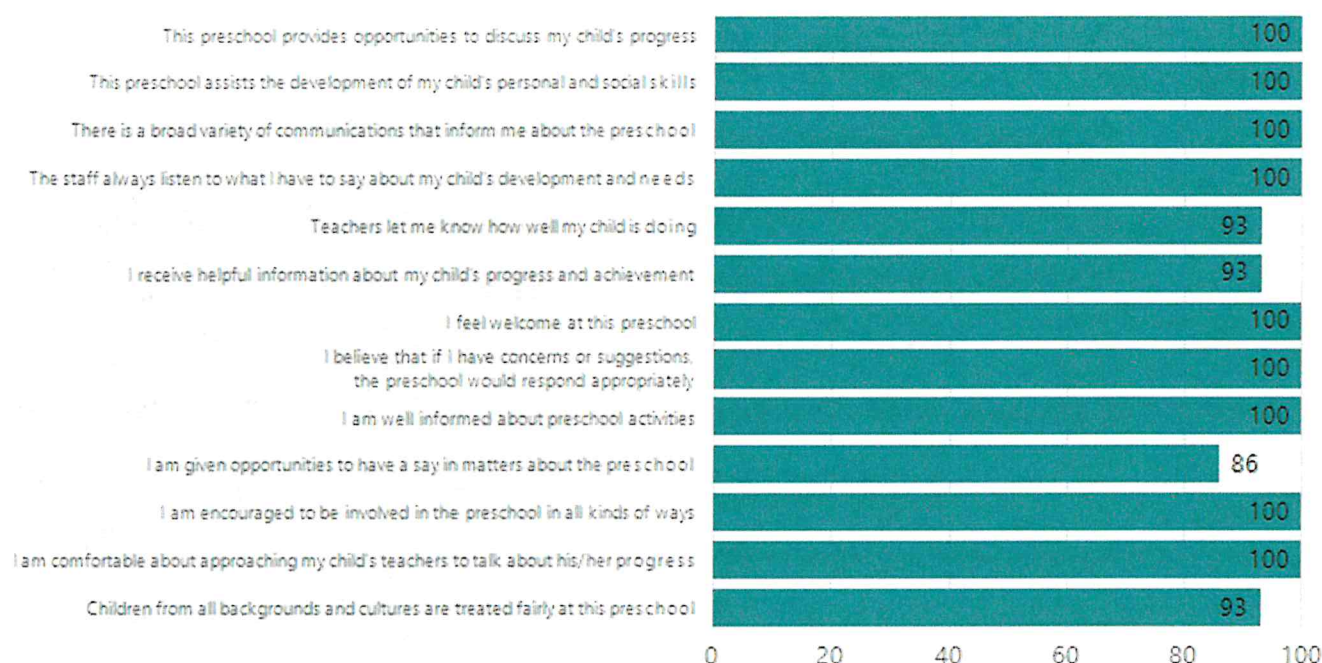


Data Source: 2023 Department for Education Preschool Family Opinions Survey, Term 3 2023.



## Relationships and Communication

Proportion of agree/strongly agree responses (%)



Data Source: 2023 Department for Education Preschool Family Opinions Survey, Term 3 2023.

## Leadership and Decision Making

Proportion of agree/strongly agree responses (%)



Data Source: 2023 Department for Education Preschool Family Opinions Survey, Term 3 2023.

# Destination Schools

Feeder Schools (Site number - Name)	2021	2022	2023
0114 - Curramulka Primary School	7.1%	12.0%	13.8%
0411 - Stansbury Primary School	3.6%	4.0%	3.5%
0781 - Minlaton District School	78.6%	72.0%	55.2%
9092 - St Columba's Memorial School			3.5%
9103 - Maitland Lutheran School	7.1%	8.0%	20.7%
9999 - Unknown	3.6%	4.0%	3.5%

Note: The data is collected in term 3. It does not reflect actual schools enrolled in by existing preschool children. A blank cell indicates there was no data for students enrolled.

Data Source: Department for Education Destination Data Report, 2023.

## Governing Council Chairperson Report

What a year we’ve had! I’m sure we can all agree that the calendar has been jam packed with opportunities for the children to be involved in a variety of different excursions and activities. Some of the highlights include their sessions with students from PAC both at the oval and Minlagawi Gum Flat and their visits to Share and Care, Melaleuca and South Park. House visits were another hit, with the children taking great pride in being able to show off their homes and talk about their families. Children have also had the opportunity to invite their parents and special people into the centre throughout the year for events like the ‘Amazing Race’ and the ‘Biggest Morning Tea’. None of these things would be possible without a great deal of effort from staff here at the centre. To have educators with such a high level of enthusiasm towards our children’s learning and development most certainly is a privilege. So on behalf of everyone at MDELC we would like to extend a huge thank you.

A big part of the Kindy year usually involves fundraising. With great support from the Governing Council and parents alike we were able to raise \$ for the year. This is a fantastic effort. The has been used to fund some of the new and ongoing playground upgrades. I think the spaces look fantastic and I’ve ben told function equally well. Thank you to everyone who has supported these fundraisers and made them a success.

I’d like to mention and thank all of the members of the Governing Council and any other volunteers who assisted with excursions or the day to day and behind the scenes running of the centre. The extra support in and around the centre is essential to keep things running smoothly.

Now as the year has come to an end it’s time for some of the children to take the next step in their learning. For those of you starting school in 2024 we wish you all the best of luck. For those who remain, we look forward to seeing some familiar faces around the centre as well as welcoming new families and children.

# Highest Qualifications held by the teaching workforce and workforce composition

All teachers at this school are qualified and registered with the SA Teachers Registration Board.

Qualification Level	Number of Qualifications
Bachelor's degrees or Diplomas	2

Data Source: Data extracted from Mandatory Workforce Information Collections as on the last pay date of June 2023. As self-reported by staff in the system.

Please note: Data includes staff who are Actively employed and on extended paid leave. Please note only the highest qualification of the Teaching staff is reported. Excludes any number of other certifications earned.

## Workforce composition including indigenous staff

	Teaching Staff		Non-Teaching Staff	
	Indigenous	Non-Indigenous	Indigenous	Non-Indigenous
Full-Time Equivalents	0.0	1.4	0.0	1.1
Persons	0.0	2.0	0.0	3.0

Data Source: Data extracted from Mandatory Workforce Information Collection as on the last pay date of June 2023.

Please note: Data includes staff who are actively employed and on extended paid leave. "Indigenous category" is self-reported by staff in the system.

# Financial Statement

Funding Source	Amount
Grants: State	312,198
Grants: Commonwealth	
Parent Contributions	15,320
Fund Raising	6566
Other	13,862

Data Source: School supplied data.