

2024 annual report to the Community

Tanunda Kindergarten Association

Tanunda Kindergarten Association number: 2675

Partnership: Barossa Valley



Preschool director:

Melissa Sinkinson

M Sinkinson

Date of endorsement:

30/01/2025



Government
of South Australia
Department for Education

Context Statement

Information about Tanunda Kindergarten Association is available on the centres website, as well as the Australian Children’s Education and Care Quality Authority (ACECQA) website.

Governing Council Report

After attending Tanunda Kindergarten back in 1986, it was a huge honour to have fulfilled the role of Chairperson of the Governing Council in 2024. As I look back on 2024, I want to express my sincere gratitude and appreciation to our Governing Council members Elle, Grace, Mel, Fiona, Laura, Channy and Sammi for their passion and drive throughout 2024. I’d also like to express my appreciation to our teaching staff - Mel, Kim, Di and Janice – along with relief teachers, who contributed to the children’s learning and ensured their progression into school was seamless.

2024 had many highlights at the Tanunda Kindergarten:

Appointment of Director: A big congratulations to Mel Sinkinson, who began her journey at Tanunda Kindy as acting director in Term 1 and went on to secure a five-year term as the kindy’s director. We wish Mel all the best in her new role and extend our heartfelt wishes to Mel and her family as they await the arrival of their baby.

Fundraising: The Governing Council were instrumental in organising a variety of successful fundraisers, including the Barossa Farmer’s Market Community Breakfast, Easter Hot Cross Buns, two Lucky Square Competitions, Barossa Nursery BBQ, Amanti Pizza fundraiser, a Christmas Raffle and Picture Plates. Thanks to these efforts, an impressive total was raised. The Governing Council voted to allocate all funds towards further improvements to the kindy in 2025, with staff to make decisions on how to best use the money.

Mid-Year Intake: In Term 3, we were delighted to embrace new families into our Kindy as part of the mid-year intake. This created a wonderful environment as existing children welcomed new friends, sharing their experiences they’ve gathered in Terms 1 and 2.

Upgrades: Early in Term 4, the Governing Council approved the expenditure of some previous years grant money to be put towards safety measures in the playground and significant aesthetic improvements for the outside the Kindy building.

Grants: Several grants were applied for and secured in 2024 including the Casella ‘Book Hugs’ grant valued at \$8000 and also \$150 from the Coop Barossa. In 2025, grants that we know are available for application include Coles, Coop, and Planet Ark. Casella can be applied for every second year.

Fruit Donations: A big thank you to Governing Council members Grace and Sammi who, through their tireless efforts, secured fruit donations on a weekly basis to ensure free fruit could be provided to our children each day, which proved to be hugely successful.

In closing, I wish the Governing Council continued success in 2025 and we strive to make the Tanunda Kindergarten a wonderful place for our children, their families and our community.

Rohan Semmler
2024 Chairperson

Preschool Attendance

	Term 1	Term 2	Term 3	Term 4
2021 centre	92.1%	95.4%	95.6%	94%
2022 centre	84.2%	83%	83.5%	84.6%
2023 centre	85.2%	88.2%	90%	87.2%
2024 centre	94%		80.9%	

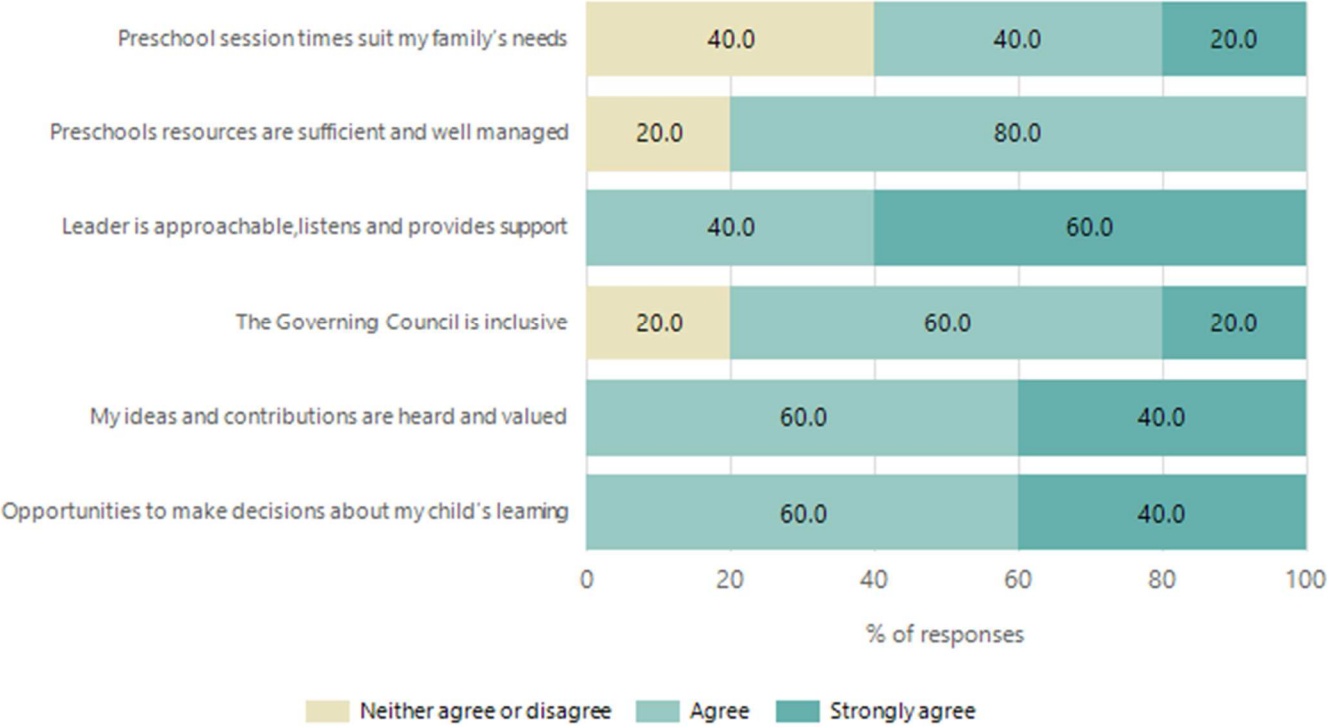
Based on attendances recorded in the two-week reference period each term. Data for eligible enrolments as described in the department's Enrolment policy. Attendance rates may differ to previous reporting with the transfer from calculations based on deemed attendance to actual attendance using booked hours divided by attended hours. Data Source: Department for Education Attendance Data, Semester 1 Report 2024. A blank cell indicates there we no students enrolled.

Attendance Comment

In South Australia, preschool attendance is not compulsory, but it is strongly encouraged. Preschool gives children the best opportunity to develop skills, which prepare them for school. These benefits include establishing positive routines and habits, friendships and connections as well as developing communication, problem-solving and creative skills. All children are entitled to access a preschool program over 4 terms the year before they start school.

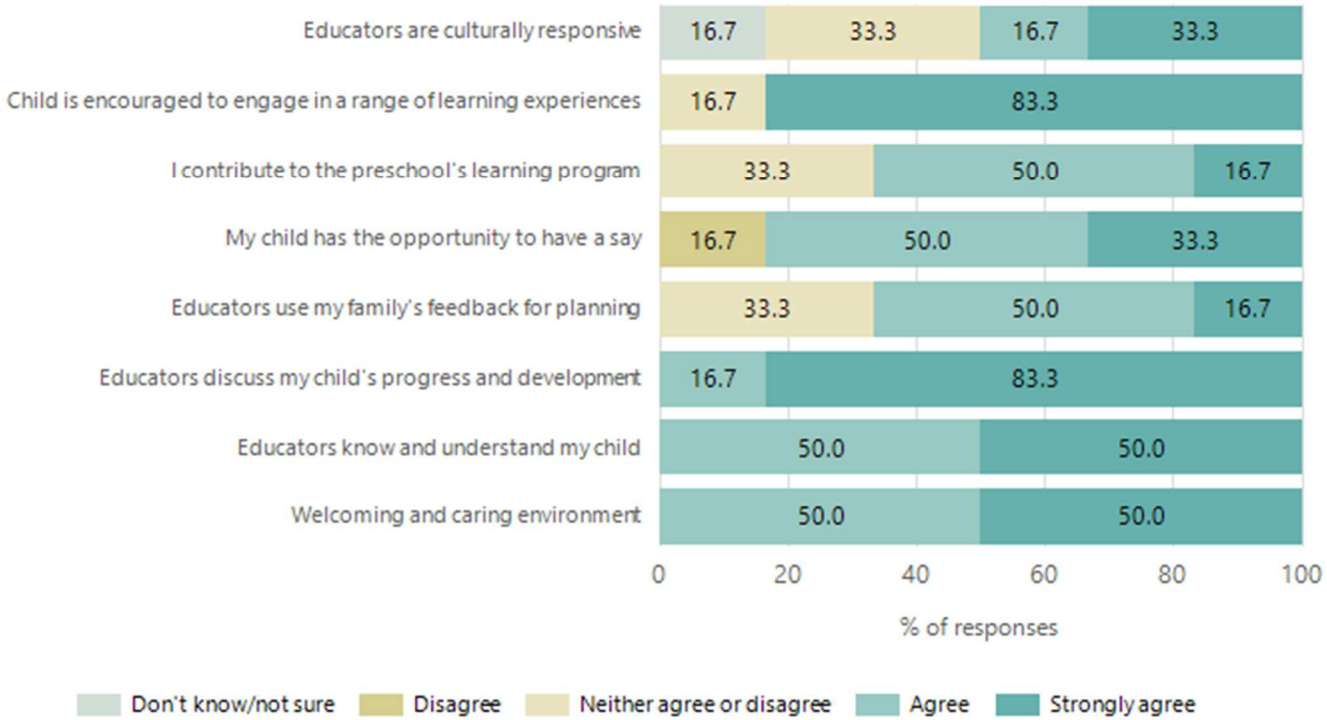
Preschool Family Opinion Survey

Governance, Leadership and Management



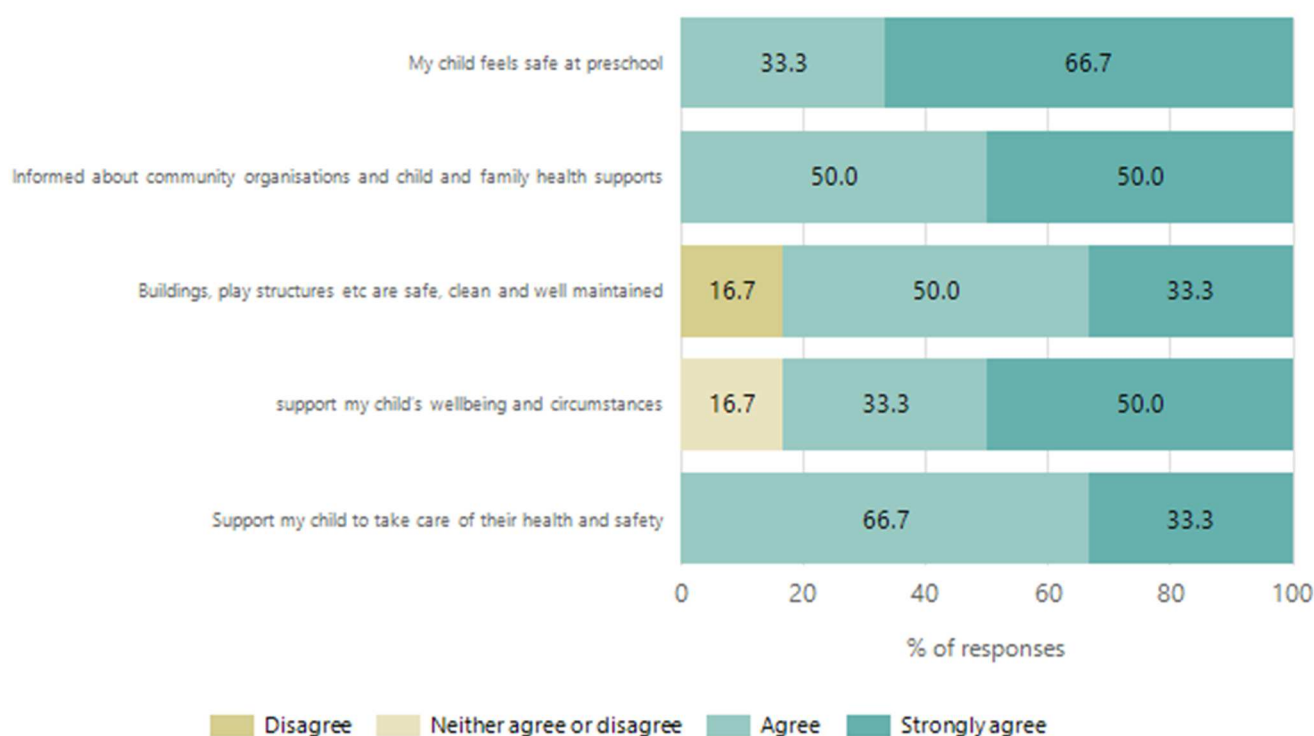
Data Source: 2024 Department for Education Preschool Family Opinions Survey, Term 3 2024.

Quality of Teaching and Learning



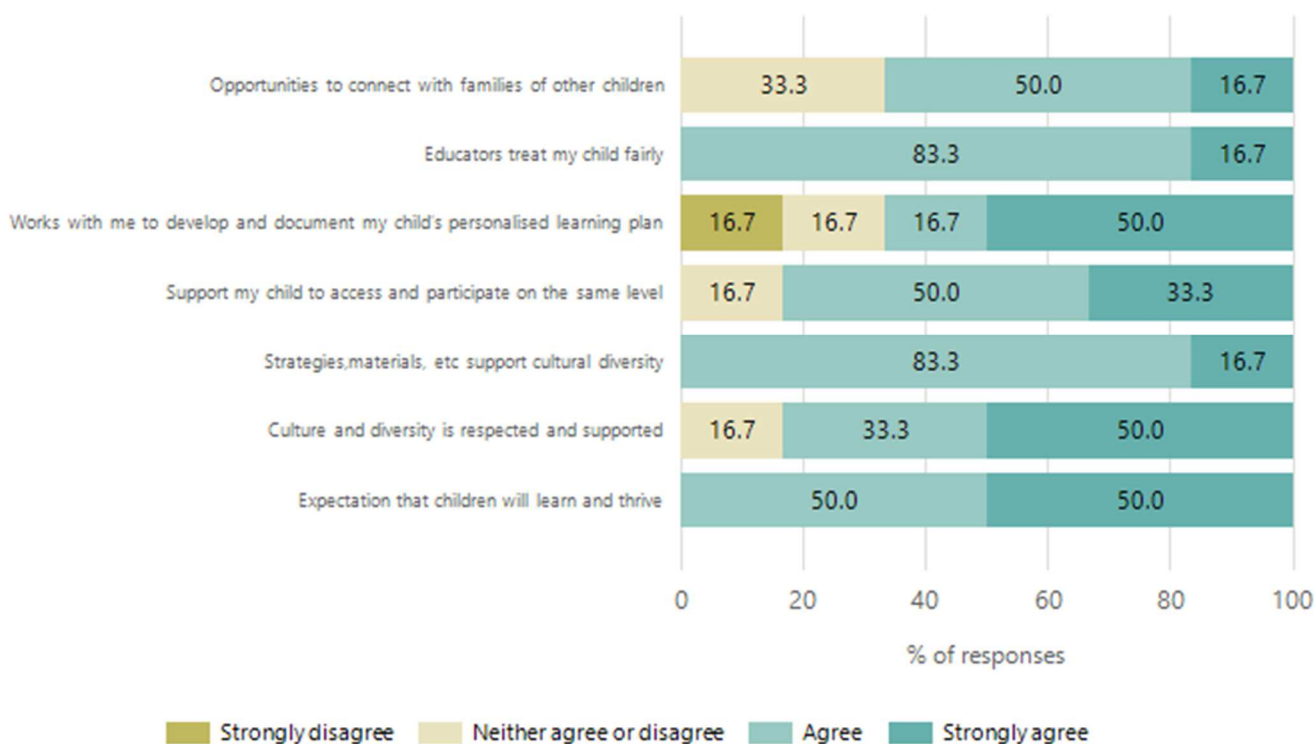
Data Source: 2024 Department for Education Preschool Family Opinions Survey, Term 3 2024.

Safety, Health and Wellbeing



Data Source: 2024 Department for Education Preschool Family Opinions Survey, Term 3 2024.

Support and Inclusion



Data Source: 2024 Department for Education Preschool Family Opinions Survey, Term 3 2024.

Destination Schools

Feeder Schools (Site number - Name)	2022	2023	2024
0160 - Greenock Primary School	4.9%		
0427 - Tanunda Primary School	82.9%	86.1%	85.7%
9106 - Faith Lutheran College Junior School			7.1%
9999 - Unknown	7.3%	11.1%	7.1%

Note: The data is collected in term 3. It does not reflect actual schools enrolled in by existing preschool children. A blank cell indicates there was no data for students enrolled.

Data Source: Department for Education Destination Data Report, 2024.

Highest Qualifications held by the teaching workforce and workforce composition

All teachers at this school are qualified and registered with the SA Teachers Registration Board.

Qualification Level	Number of Qualifications
Bachelor's degrees or Diplomas	2

Data Source: Data extracted from Mandatory Workforce Information Collections as on the last pay date of June 2024. As self-reported by staff in the system.

Please note: Data includes staff who are Actively employed and on extended paid leave. Please note only the highest qualification of the Teaching staff is reported. Excludes any number of other certifications earned.

Workforce composition including indigenous staff

	Teaching Staff		Non-Teaching Staff	
	Indigenous	Non-Indigenous	Indigenous	Non-Indigenous
Full-Time Equivalents	0.0	1.4	0.0	0.7
Persons	0.0	2.0	0.0	1.0

Data Source: Data extracted from Mandatory Workforce Information Collection as on the last pay date of June 2024.

Please note: Data includes staff who are actively employed and on extended paid leave. "Indigenous category" is self-reported by staff in the system.

Financial Statement

Funding Source	Amount
Grants: State	\$5,725
Grants: Commonwealth	NA
Parent Contributions	\$10,432.50
Fund Raising	\$2,778.53
Other	\$8,000

Data Source: School supplied data.