

2024 annual report to the Community

Morialta Secondary College



Morialta Secondary College number: 1920

Partnership: Campbell



School principal:

Roley Coulter

A handwritten signature in black ink that reads "Roley Coulter".

Date of endorsement:

3/03/2025

Context Statement

Morialta Secondary College caters for students from 7-12. At the time of this report, the enrolment in 2024 is 381. Morialta Secondary College is classified as Category 6 on the Department for Education Index of Educational Disadvantage. At the time of this report, the school population includes 3% Aboriginal students, 14% students with disabilities, 8% students with English as an additional language or dialect (EALD) funded background, 1% children/young people in care. Further information about the school is available on the school's website (including its context statement), as well as the My School website.

Data Source: Department for Education data holdings from Mid census captured in AUGUST 2024.

Governing Council Report

The Governing Council of Morialta Secondary College has had a significant year in 2024 marked by key achievements under the leadership of Chairperson Karlie Hutchens and Treasurer Norelle Branford. The Council expanded to include eight parent representatives, reflecting the college's growth with an additional year level of students.

The Council has demonstrated exemplary financial governance monitoring the college's 2024 budget and helped establish the interim 2025 budget.

Through actively participating in community consultation processes including the 9-12 Curriculum development consultation, the Council provided parent voice and community perspectives to key strategic directions that will influence the College for years ahead.

The Council also played a vital role in supporting major school events, such as the Performing Arts evenings the Inspire Showcase events, which have highlighted the talents and creativity of our students. These events have enriched the school community and strengthened the college's reputation through the second year of operations. The Council's support for student-led initiatives has supported a vibrant school culture, promoting extracurricular activities and student engagement.

The Council took an active role in supporting the wellbeing of staff. This included hosting a breakfast for World Teacher's Day and acknowledging the work of teachers and SSO's through the positive sharing section of Governing Council meetings.

The Council extends its gratitude to Sarah Chambers for her contributions to the establishment of Morialta Secondary College and acknowledges the dedication of staff, students, and families. We are pleased to acknowledge the appointment of Tahlia Harman as the new Deputy Principal. Her leadership will be instrumental in guiding the college through its next phase of development.

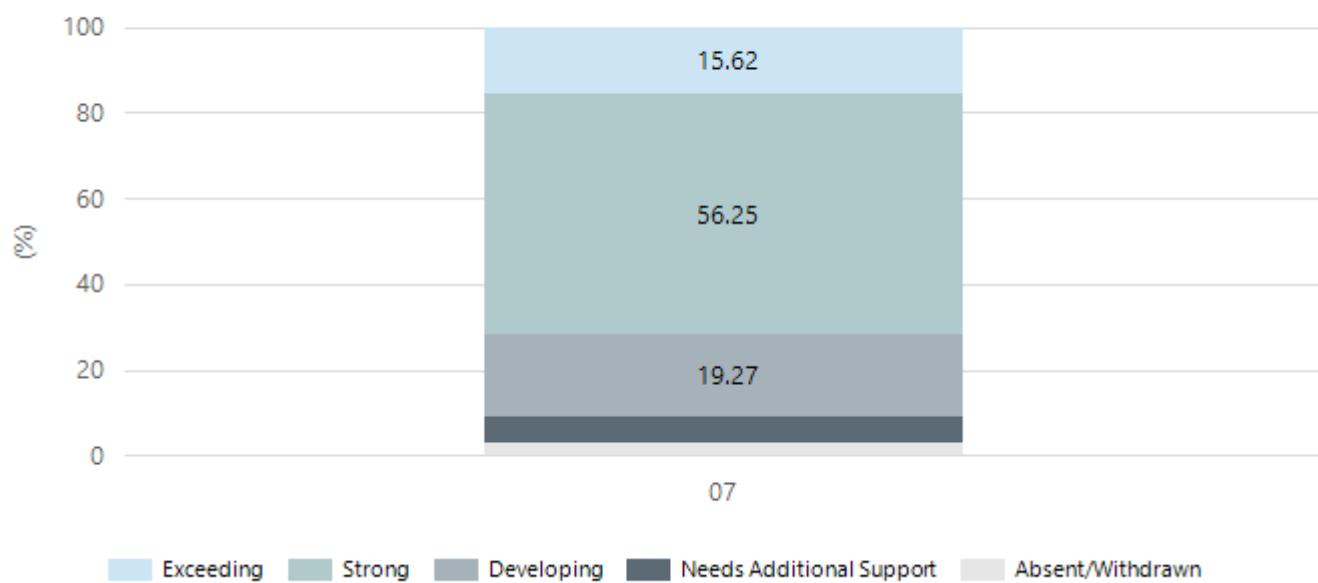
As we look forward to 2025, the Governing Council remains committed to advocating for the college and supporting its strategic priorities. We thank all members for their governance work, stewardship of finances and policies, and advocacy for Morialta Secondary College.

Performance Summary

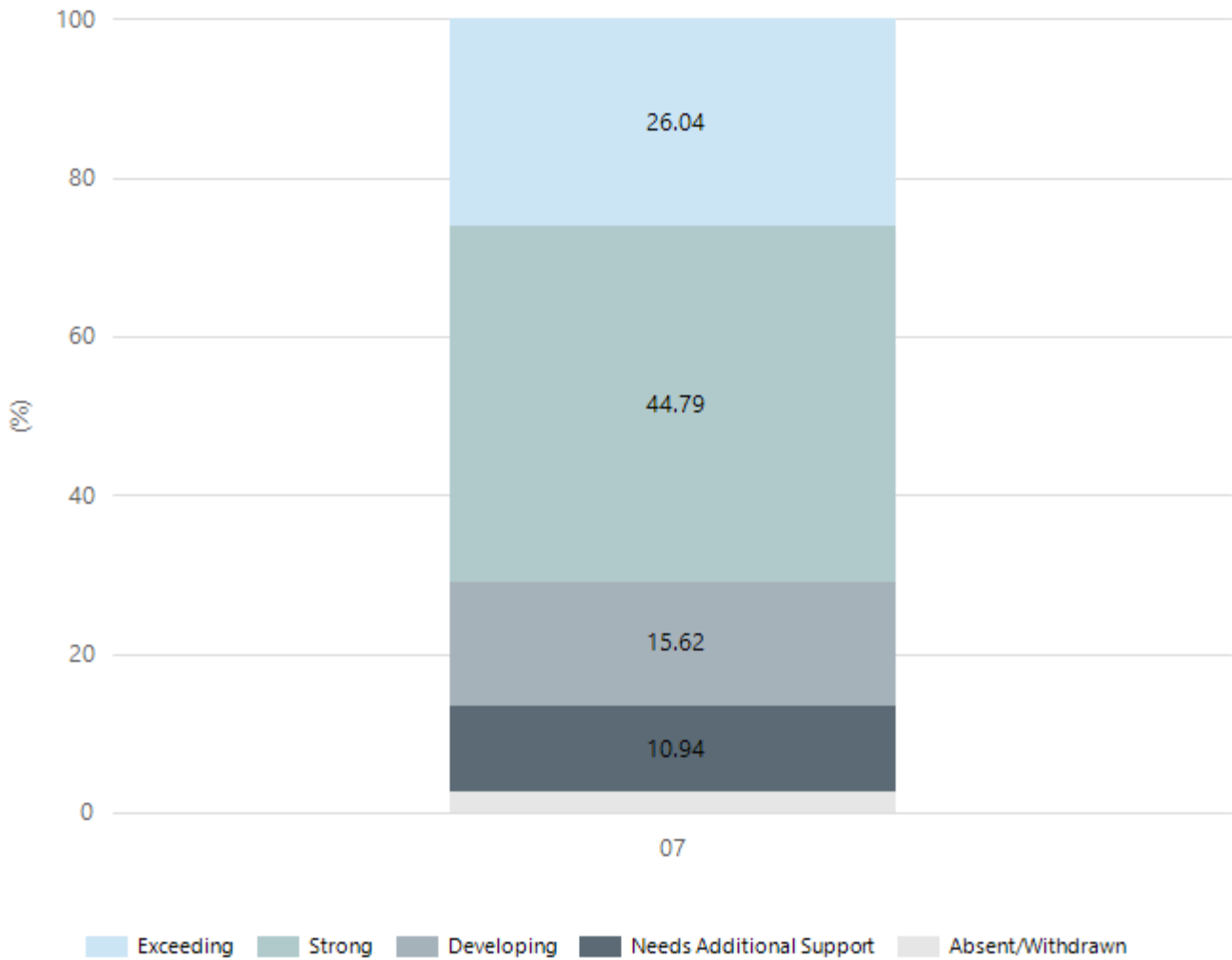
NAPLAN Proficiency

In 2023 the Australian Curriculum, Assessment and Reporting Authority (ACARA) - a Commonwealth Independent statutory authority - announced changes to NAPLAN performance reporting. The new approach replaces the previous numerical NAPLAN bands and the national minimum standard.

Numeracy



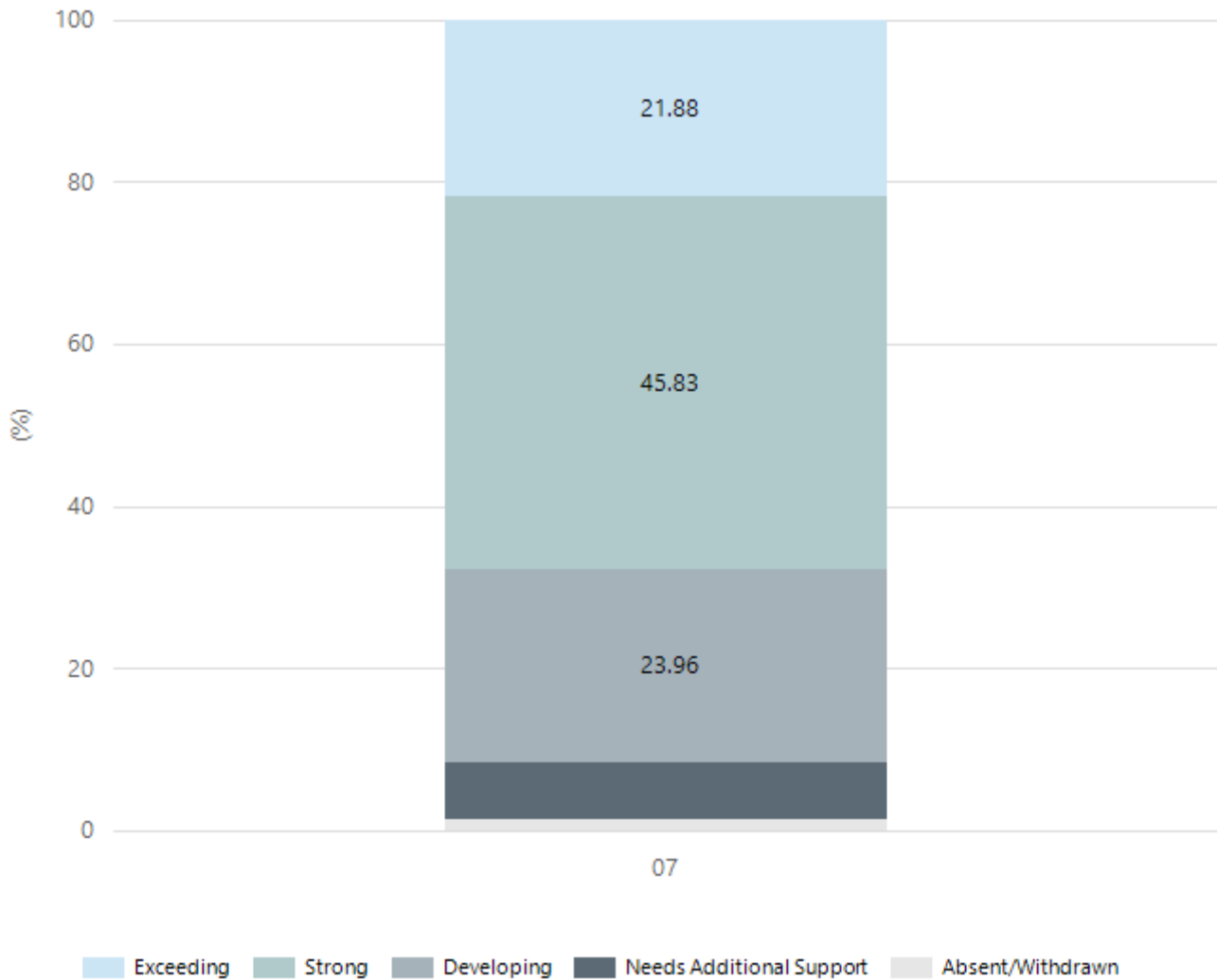
Reading



Year Level	07
Exceeding	50
Strong	86
Developing	30
Needs Additional Support	21
Absent/Withdrawn	5
Total	192

Data Source: Department for Education Assessment Data Holdings, 2024. If there are less than 6 students who sat NAPLAN in a school, no information will be shown. If a year level has less than 6 students, that year level will not be shown in NAPLAN results.

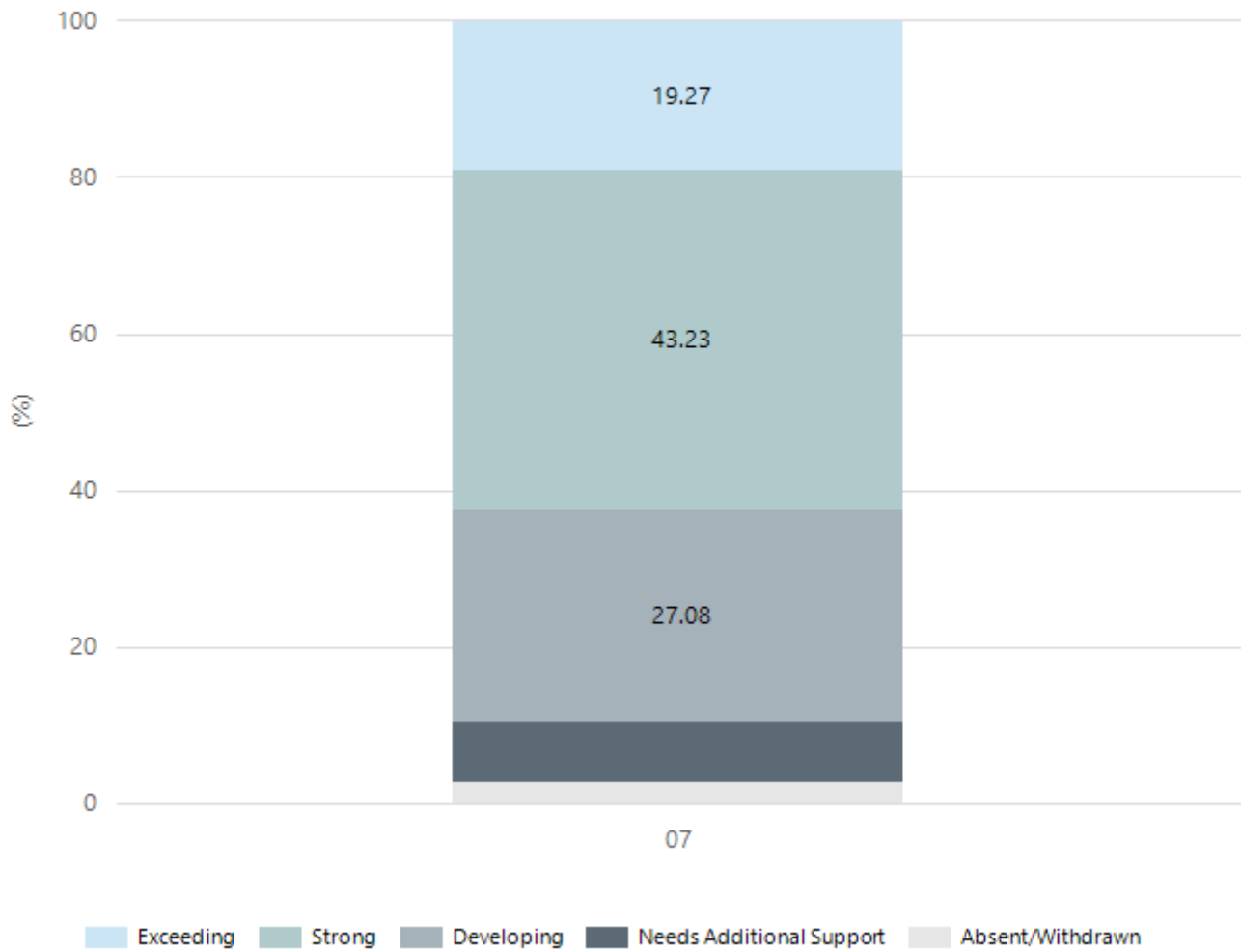
Writing



Year Level	07
Exceeding	42
Strong	88
Developing	46
Needs Additional Support	13
Absent/Withdrawn	3
Total	192

Data Source: Department for Education Assessment Data Holdings, 2024. If there are less than 6 students who sat NAPLAN in a school, no information will be shown. If a year level has less than 6 students, that year level will not be shown in NAPLAN results.

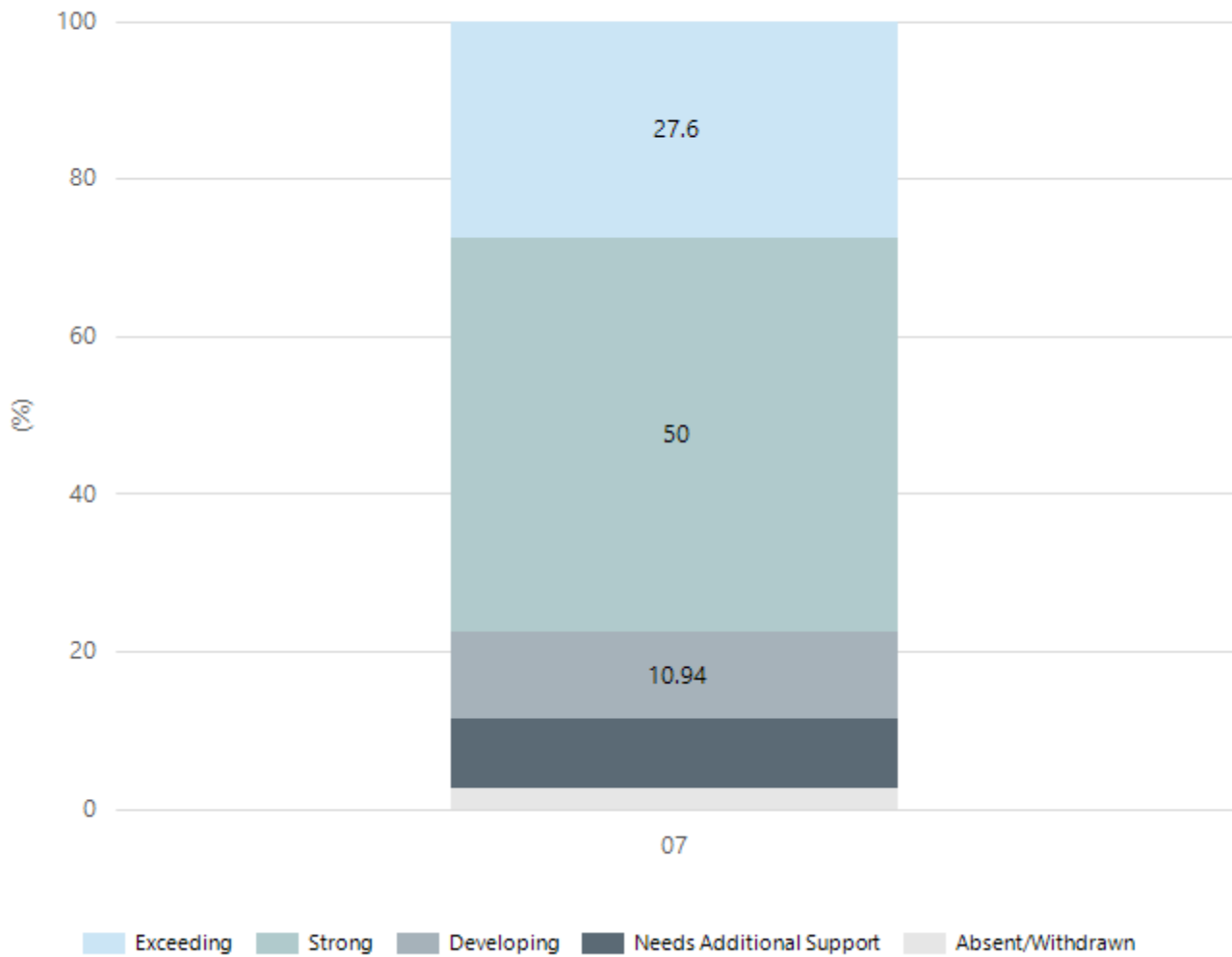
Grammar



Year Level	07
Exceeding	37
Strong	83
Developing	52
Needs Additional Support	15
Absent/Withdrawn	5
Total	192

Data Source: Department for Education Assessment Data Holdings, 2024. If there are less than 6 students who sat NAPLAN in a school, no information will be shown. If a year level has less than 6 students, that year level will not be shown in NAPLAN results.

Spelling



Year Level	07
Exceeding	53
Strong	96
Developing	21
Needs Additional Support	17
Absent/Withdrawn	5
Total	192

Data Source: Department for Education Assessment Data Holdings, 2024. If there are less than 6 students who sat NAPLAN in a school, no information will be shown. If a year level has less than 6 students, that year level will not be shown in NAPLAN results.

Year 12 Students undertaking Vocational or Trade Training (VET)

	2022	2023	2024
Percentage of Year 12 students undertaking Vocational Training or Trade Training	-	-	-
Percentage of Year 12 students attaining a Year 12 certificate or equivalent VET qualification	-	-	-

Please note that Morialta Secondary College is a new school with a progressive enrolment strategy. The College's first group of year 12's will be in 2028.

Data Source: School supplied data

School Attendance

Year Level	2023	2024
Year 07	92.2%	91.5%
Year 08	-	89.8%
Secondary Other	-	94.1%
Total	92.2%	90.7%

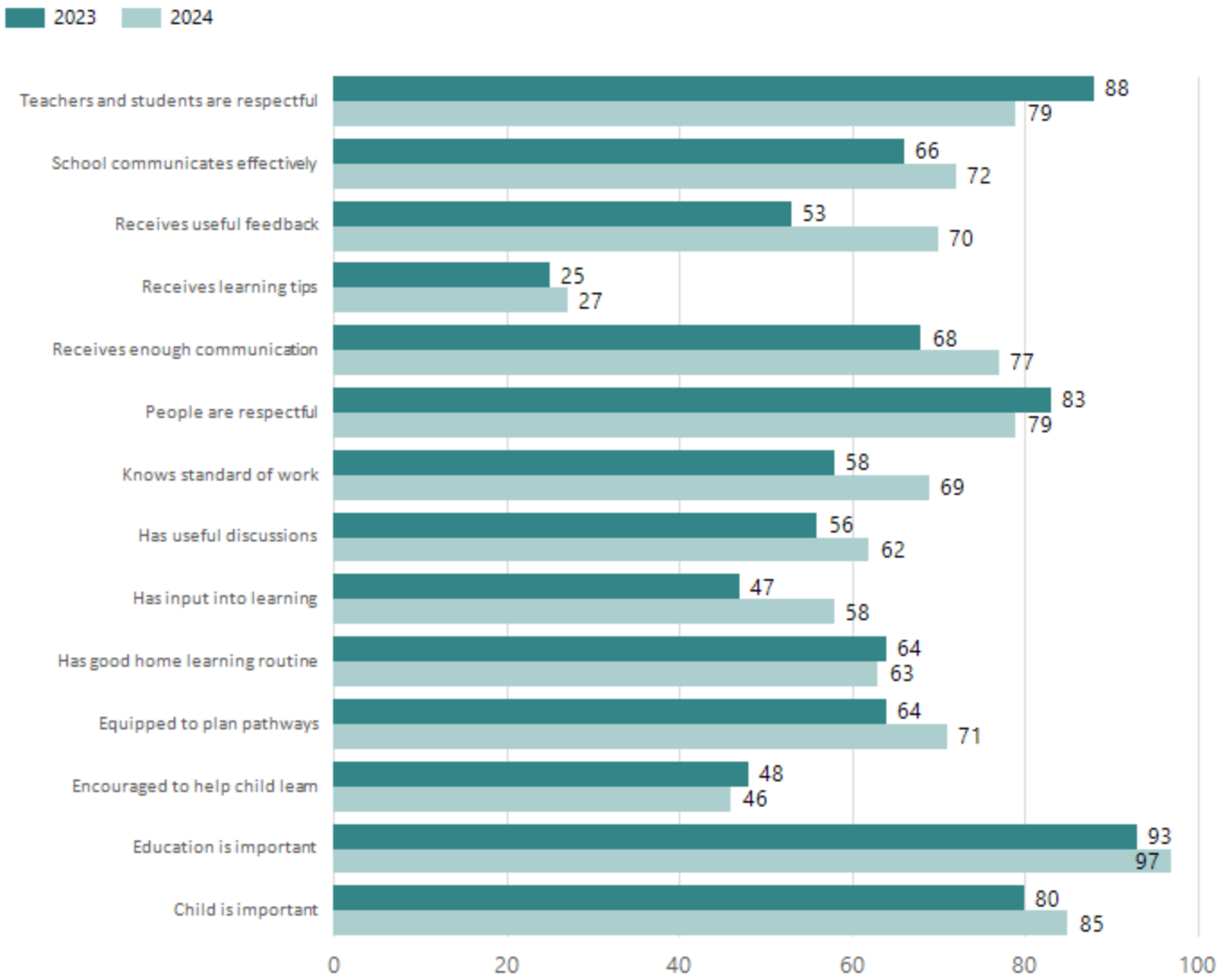
Data Source: Department for Education Attendance Data, Semester 1 Report 2024. A blank cell indicates there were no students enrolled. 'Primary Other' includes students enrolled in specialised education options. 'Secondary Other' includes students who have already spent a year at Year 12 and elected to undertake further study at Year 12.

Attendance Comment

In South Australia, all children and young people must be in school from 6 years to 16 years old. They must attend a government or non-government school full time. From age 16 to 17 however, young people must attend school or an approved learning program (such as an apprenticeship, traineeship, accredited course or university). Schools and parents must encourage and support students to come to school every day. Parents and caregivers must make sure their child is enrolled in a school, and attends school all day and everyday it is open, unless a child is sick or has an approved exemption. Teachers and leaders actively follow up when a student misses school, including recording all absences and non-attendance. All schools in South Australia have local attendance procedures governed under the Education and Children's Services Regulations 2020.

School Parent Opinion Survey Results

Proportion of agree/strongly agree response(%)



Data Source: 2024 Department for Education Parent Opinions Survey, Term 3 2024.

Intended Destination

Leave Reason	Number	%
IS - INTERSTATE	2	8.0%
NG - ATTENDING NON-GOV SCHOOL IN SA	4	15.0%
NS - LEFT SA FOR NSW	1	4.0%
TG - TRANSFERRED TO SA GOVERNMENT SCHOOL	1	4.0%
U - UNKNOWN	18	69.0%

Data Source: Department for Education Destination Data Report, 2024. Data extract term 3 2024. Data shows recorded destinations for students that left the school in the previous year. Data is uploaded by schools in term 3 and may not reflect final or total figures at time of report creation.

Highest Qualifications held by the teaching workforce and workforce composition

All teachers at this school are qualified and registered with the SA Teachers Registration Board.

Qualification Level	Number of Qualifications
Bachelor's degrees or Diplomas	15
Postgraduate Qualifications	18

Data Source: Data extracted from Mandatory Workforce Information Collections as on the last pay date of June 2024. As self-reported by staff in the system.

Please note: Data includes staff who are Actively employed and on extended paid leave. Please note only the highest qualification of the Teaching staff is reported. Excludes any number of other certifications earned.

Workforce composition including indigenous staff

	Teaching Staff		Non-Teaching Staff	
	Indigenous	Non-Indigenous	Indigenous	Non-Indigenous
Full-Time Equivalents	0.0	32.6	1.0	14.4
Persons	0.0	33.0	1.0	16.0

Data Source: Data extracted from Mandatory Workforce Information Collection as on the last pay date of June 2024.

Please note: Data includes staff who are actively employed and on extended paid leave. "Indigenous category" is self-reported by staff in the system.

Financial Statement

Funding Source	Amount
Grants: State	\$7,235,079.80
Grants: Commonwealth	\$4,578.15
Parent Contributions	\$875,072.15
Fund Raising	\$64.00
Other	\$16,797.17

Data Source: School supplied data.