



2023 annual report to the Community

# The Pines School and The Pines Child Parent Centre

The Pines School number: 1777

The Pines Child Parent Centre number: 1789

Partnership: Hollywood Lakes & Gardens



School principal:

Signature

Date of endorsement:

20/03/2024



## Context Statement

The Pines School caters for students from R-6. At the time of this report, the enrolment in 2023 is 674. The Pines School is classified as Category 3 on the Department for Education Index of Educational Disadvantage. At the time of this report, the school population includes 5% Aboriginal students, 8% students with disabilities, 27% students with English as an additional language or dialect (EALD) funded background, 1% children/young people in care. Further information about the school is available on the school's website (including its context statement), as well as the My School website.

Information about The Pines Child Parent Centre is available on the centres website, as well as the Australian Children's Education and Care Quality Authority (ACECQA) website.

## Governing Council Report

I would like to take this opportunity to thank all of our Council members, parents, students and staff for another extraordinary school year in 2023.

The Pines School has had another successful year with back-to-back wins in SAPSASA boys' football. Our school was well represented in both boys and girls SAPSASA events. Well done, to all involved.

Music continues to be a highlight of our school with multiple opportunities being offered to most grades. Students showcased their musical talents at the music concert at the end of the year with many parents in attendance.

STEM was also highlighted in 2023 with students participating in Maths Olympiad with some students participating in the Tournament of the Minds competition again. The Pines School continues to be well represented in this tournament.

The year 6 students worked tirelessly on their Market Day stalls and it was one of the most successful market days The Pines School has seen. The year 6 students also participated in camp at Woodhouse Scout camp and Aquatics at West Lakes and enjoyed a well-earned graduation evening.

Lots of fun was had at the Book Week Parade which incorporated Grandparents / Special Visitors' Day. This was the first book week parade and Grandparents / Special Visitors' Day since the beginning of Covid 19. All grandparents and special visitors had a lovely morning tea and were entertained by some of our music students.

The students were treated to another Colour Fun Run in 2023 and again this was a huge success. It's always nice to see the students having fun.

The Pines School was lucky enough to be granted some more funding from the State Government which will be put towards the new Gymnasium. Plans are now with Salisbury Council, and we hope to move quickly on this, once approved.

2023 was a big year for the Governing Council. Over the year the Council provided feedback, consulted, deliberated and acknowledged many items including the principal's report, financial reports, canteen reports, pre-school reports, as well as staff reports. The council approved many policies and procedures over the year.

The council was pivotal in promoting the purchase of new SAPSASA uniforms for students to wear at SAPSASA events. Students now look the part and are proud to represent the school.

The Council fundraised for the school by putting on a school disco. This was very successful and all had a great time.

This year our OSHC program came up for tender. The Pines School went through a lengthy process to ensure we elected the best OSHC for our students and after much deliberation it was YMCA that came out in front. YMCA transitioned into The Pines School on January 29th and so far, it seems a smooth transition with OSHC staff, students and parents settling into a new normal.

I would like to take this opportunity to thank Cherie, Toula and Sam for their continued leadership. I would also like to thank all the teachers that dedicate their time to extra-curricular activities to benefit the students. The Pines School is so fortunate to have a leadership team and cohort of dedicated staff that makes the school what it is today.

Lastly, I would like to thank all of the volunteers who help out in varying roles at The Pines School. The contribution you make helps improve the outcomes of the school and makes such a difference to the students.

I'm looking forward to another great year as Chairperson of Governing Council in 2024.

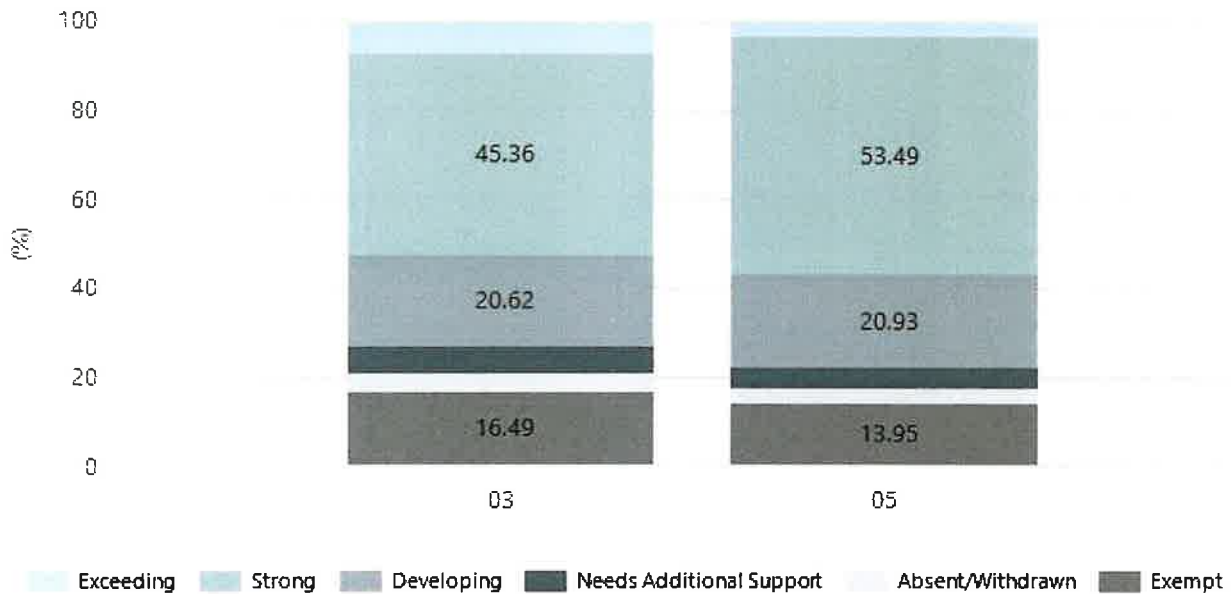
Toni Balfour

# Performance Summary

## NAPLAN Proficiency

In 2023, the Australian Curriculum, Assessment and Reporting Authority (ACARA) - a Commonwealth Independent statutory authority - announced changes to NAPLAN performance reporting. This new way of reporting by ACARA that NAPLAN results from 2023 will not be comparable to previous years. The new approach replaces the previous numerical NAPLAN bands and the national minimum standard.

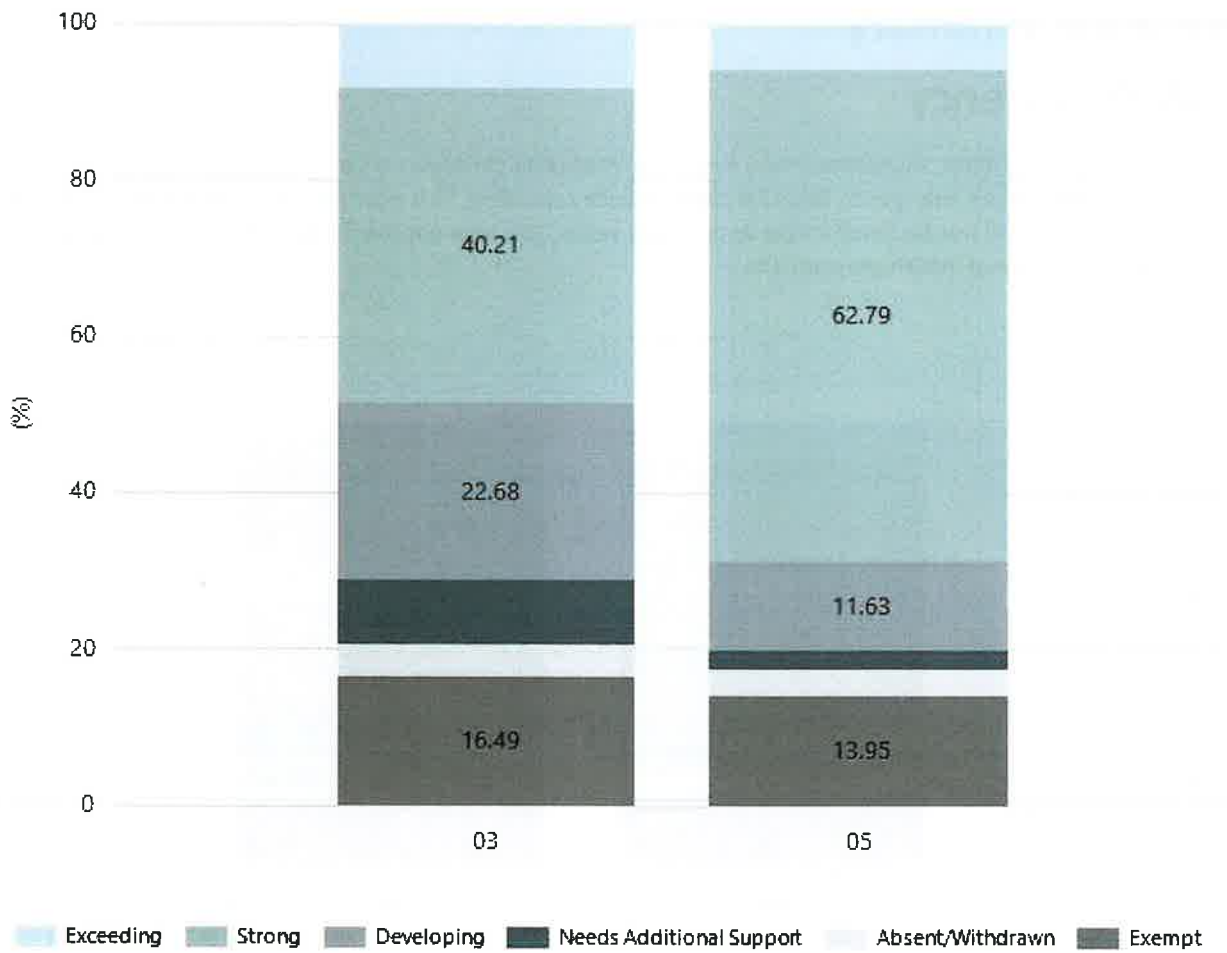
### Numeracy



Year Level	03	05
Exceeding	7	3
Strong	44	46
Developing	20	18
Needs Additional Support	6	4
Absent/Withdrawn	4	3
Exempt	16	12
Total	97	86

Data Source: Department for Education Assessment Data Holdings, 2023. When there are less than six students in a cohort, no data is supplied.

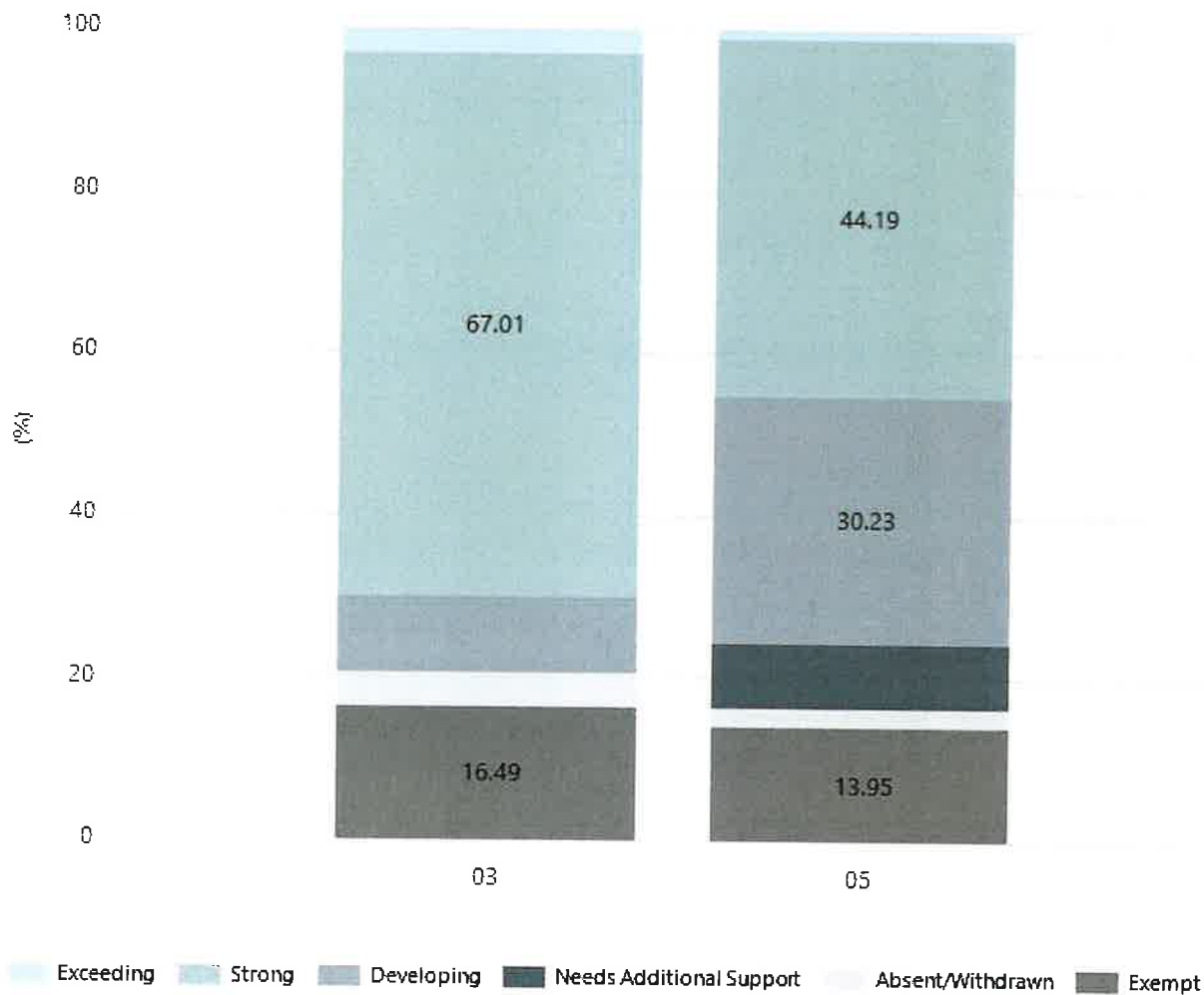
## Reading



Year Level	03	05
Exceeding	8	5
Strong	39	54
Developing	22	10
Needs Additional Support	8	2
Absent/Withdrawn	4	3
Exempt	16	12
Total	97	86

Data Source: Department for Education Assessment Data Holdings, 2023. When there are less than six students in a cohort, no data is supplied.

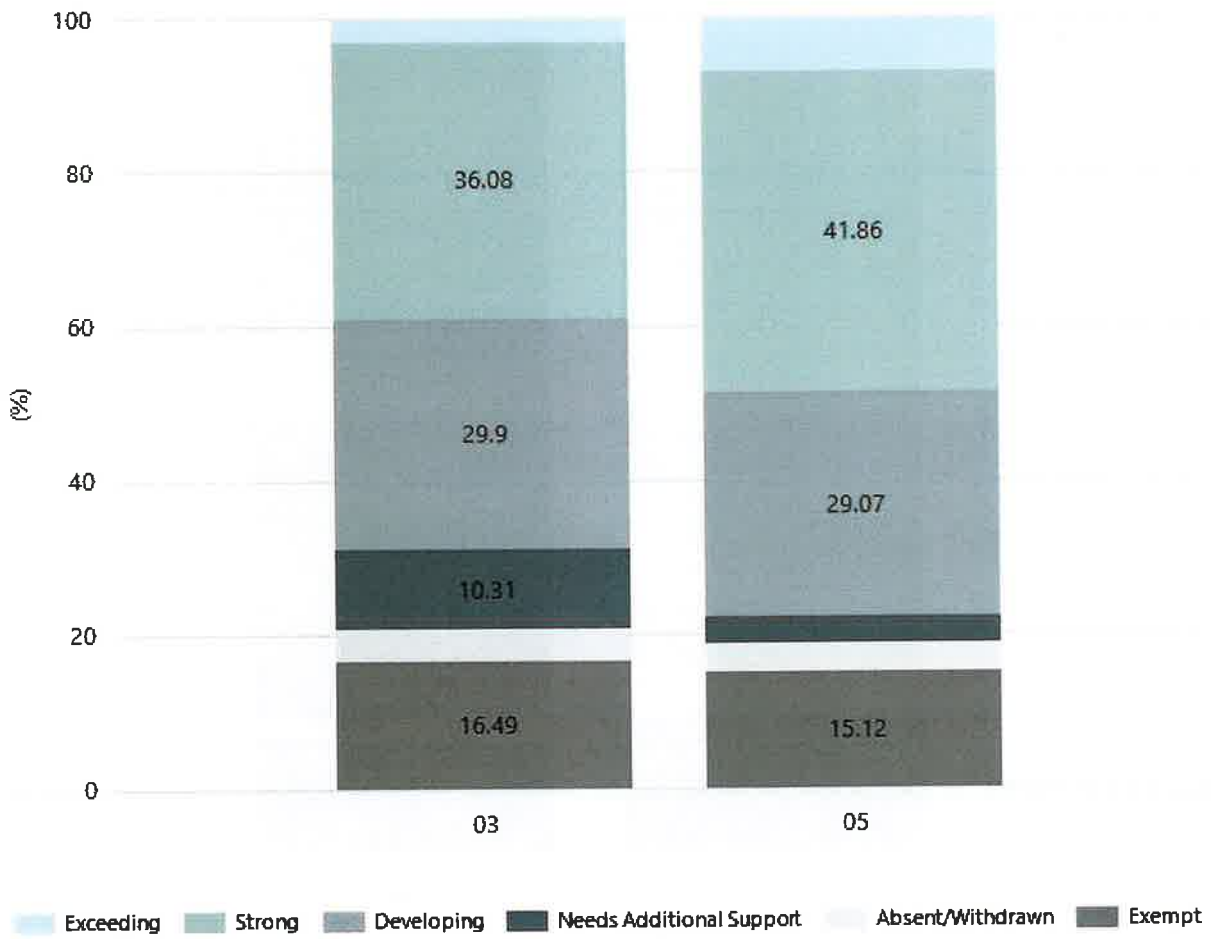
## Writing



Year Level	03	05
Exceeding	3	1
Strong	65	38
Developing	9	26
Needs Additional Support		7
Absent/Withdrawn	4	2
Exempt	16	12
Total	97	86

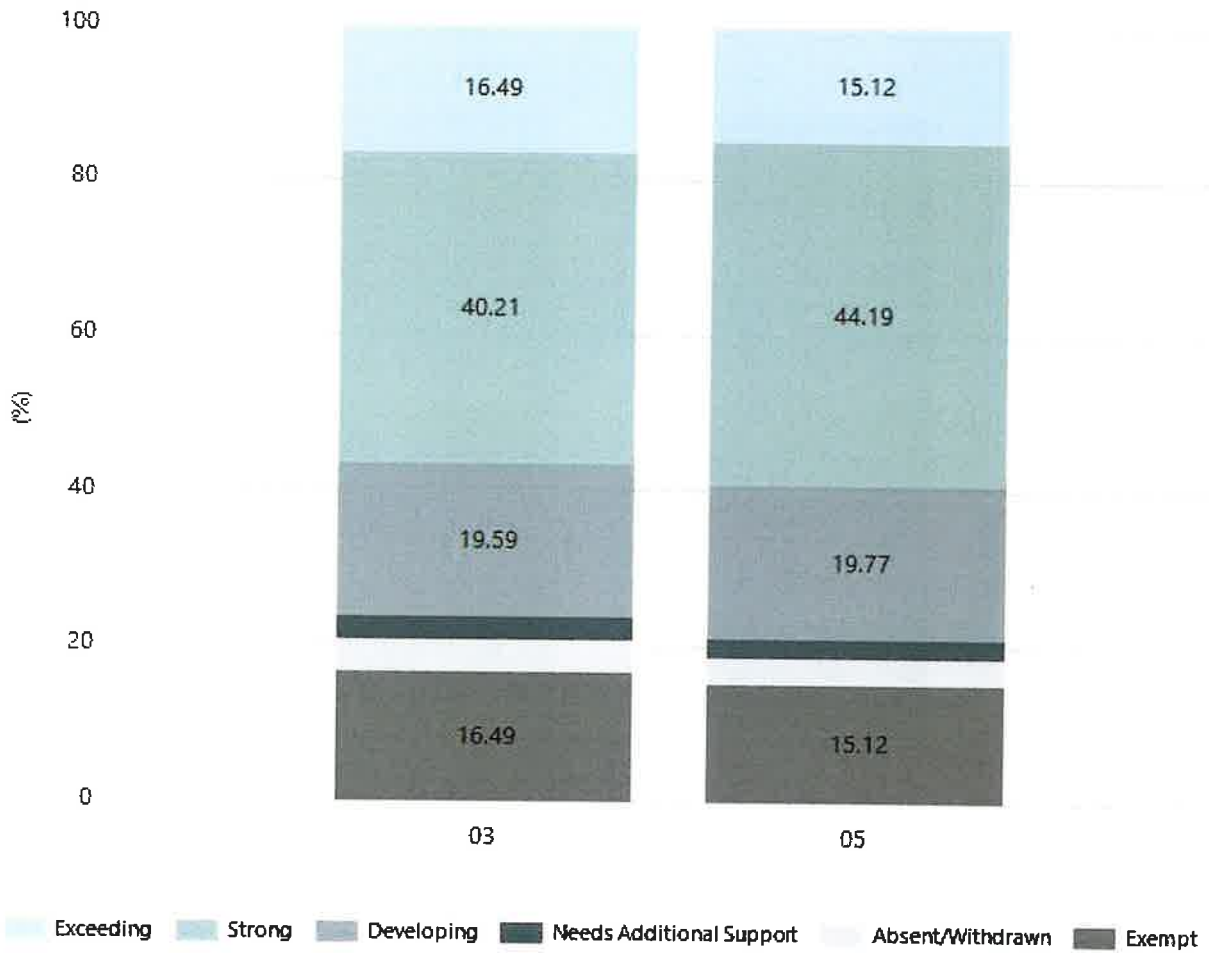
Data Source: Department for Education Assessment Data Holdings, 2023. When there are less than six students in a cohort, no data is supplied.

## Grammar



Data Source: Department for Education Assessment Data Holdings, 2023. When there are less than six students in a cohort, no data is supplied.

## Spelling

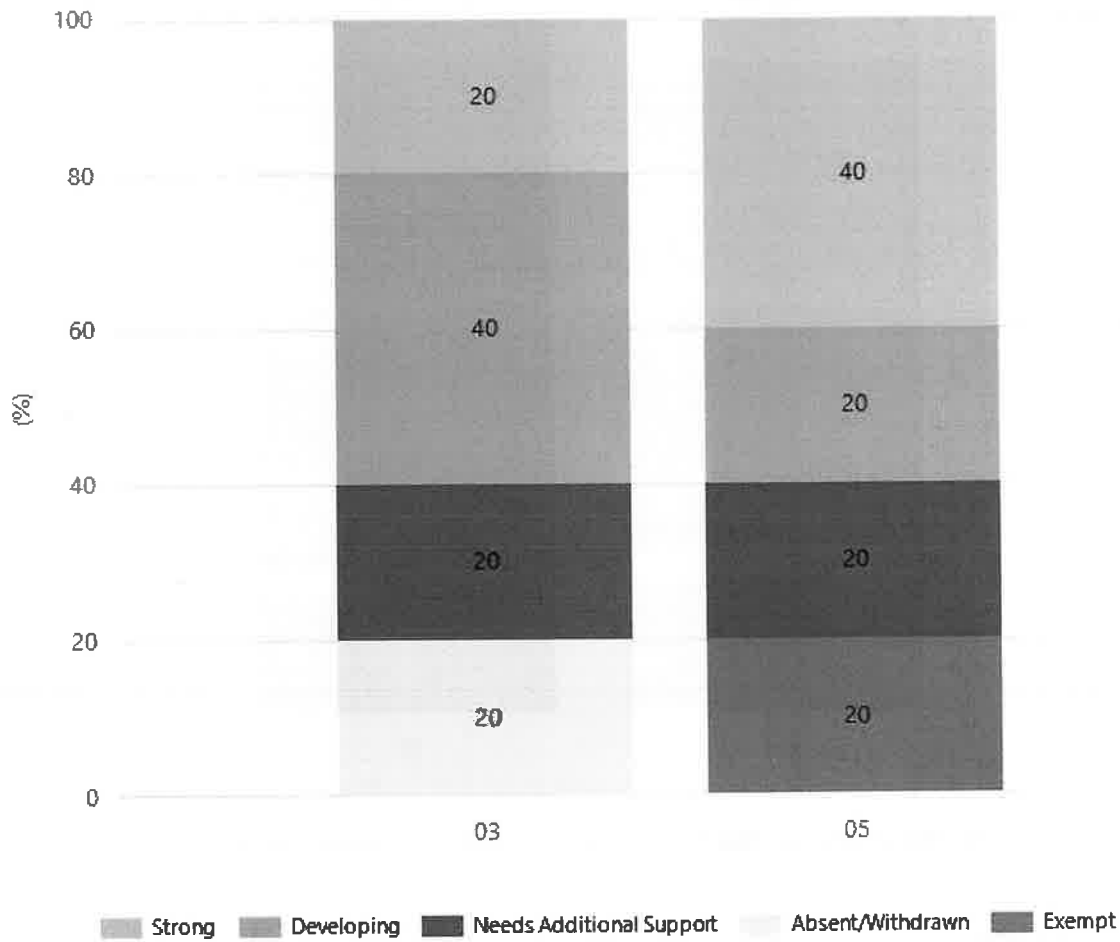


Year Level	03	05
Exceeding	16	13
Strong	39	38
Developing	19	17
Needs Additional Support	3	2
Absent/Withdrawn	4	3
Exempt	16	13
Total	97	86

Data Source: Department for Education Assessment Data Holdings, 2023. When there are less than six students in a cohort, no data is supplied.

# NAPLAN Proficiency - Aboriginal Learners

## Numeracy

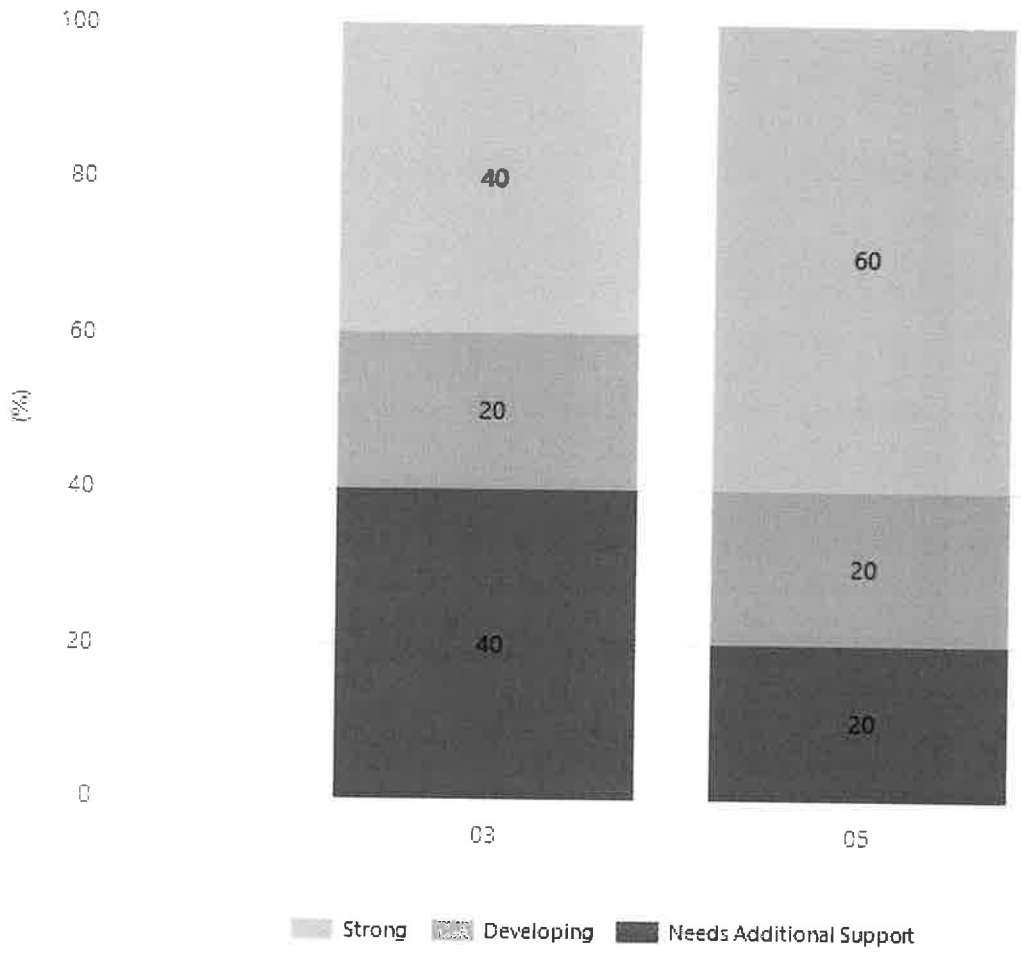


Year Level	03	05
Strong	1	2
Developing	2	1
Needs Additional Support	1	1
Absent/Withdrawn	1	
Exempt		1
Total	5	5

Data Source: Department for Education Assessment Data Holdings, 2023. When there are less than six students in a cohort, no data is supplied. Only data for Aboriginal learners is displayed.



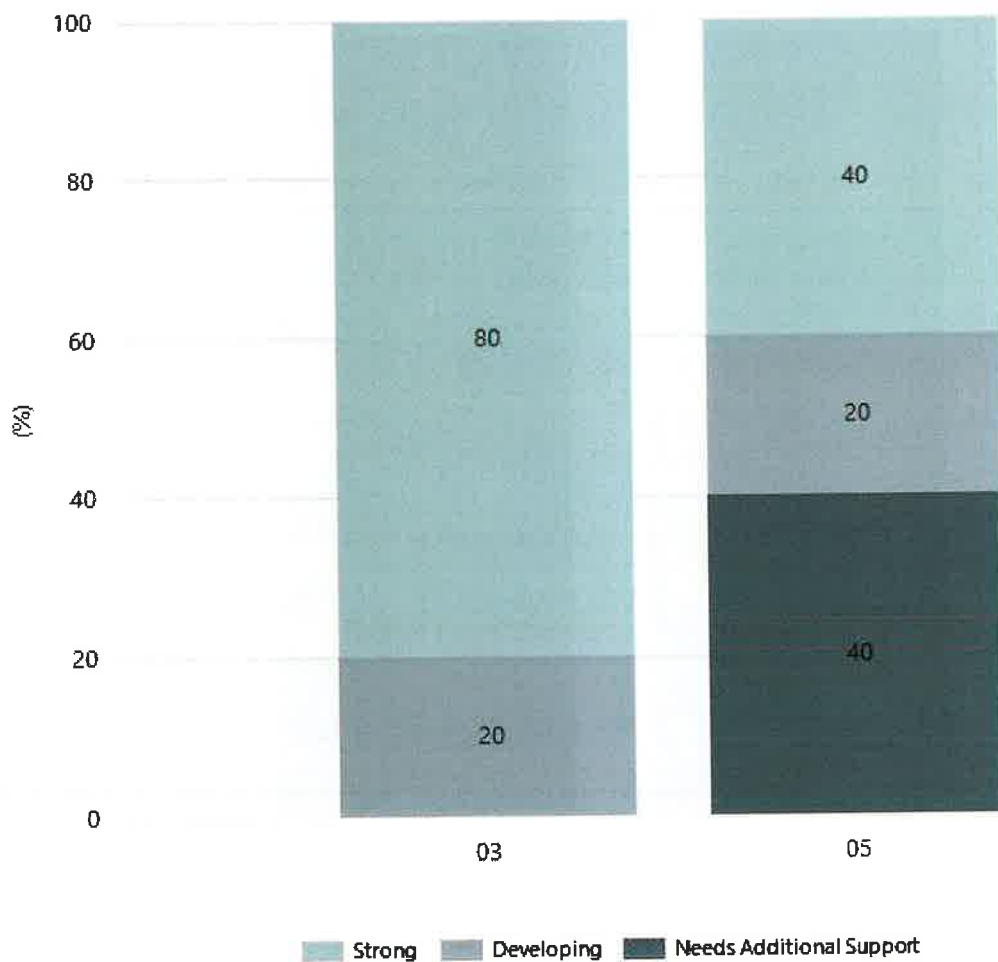
## Reading



Year Level	03	05
Strong	2	3
Developing	1	1
Needs Additional Support	2	1
Total	5	5

Data Source: Department for Education Assessment Data Holdings, 2023. When there are less than six students in a cohort, no data is supplied. Only data for Aboriginal learners is displayed.


## Writing



Year Level	03	05
Strong	4	2
Developing	1	1
Needs Additional Support		2
Total	5	5

Data Source: Department for Education Assessment Data Holdings, 2023. When there are less than six students in a cohort, no data is supplied. Only data for Aboriginal learners is displayed.

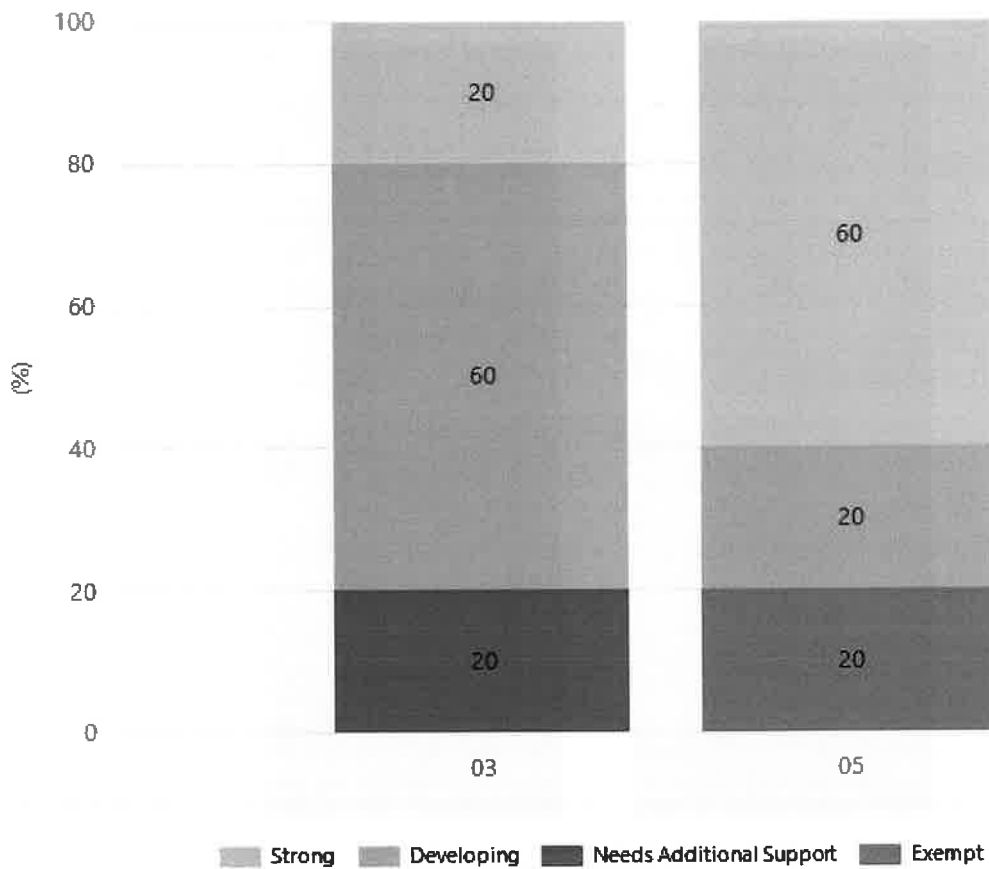
## Grammar



Year Level	03	05
Strong	1	1
Developing	1	3
Needs Additional Support	3	
Exempt		1
Total	5	5

Data Source: Department for Education Assessment Data Holdings, 2023. When there are less than six students in a cohort, no data is supplied. Only data for Aboriginal learners is displayed.

## Spelling



Year Level	03	05
Strong	1	3
Developing	3	1
Needs Additional Support	1	
Exempt		1
Total	5	5

Data Source: Department for Education Assessment Data Holdings, 2023. When there are less than six students in a cohort, no data is supplied. Only data for Aboriginal learners is displayed.

## Preschool Attendance

	Term 1	Term 2	Term 3	Term 4
2020 centre	84.9%		85.2%	91.4%
2021 centre	90.1%	85.5%	88.2%	88.8%
2022 centre	81.9%	77.3%	79.9%	81.1%
2023 centre	78.5%	80.3%	87.4%	83.4%
2020 state	89.1%		84.6%	85.8%
2021 state	87.3%	85.3%	87.1%	84.5%
2022 state	83.6%	77.6%	77.9%	77.8%
2023 state	85.4%	82.9%	83.4%	81.4%

Based on attendances recorded in the two-week reference period each term. Data for eligible enrolments as described in the department's Enrolment policy. Attendance rates may differ to previous reporting with the transfer from calculations based on deemed attendance to actual attendance using booked hours divided by attended hours. Data Source: Department for Education Attendance Data, Semester 1 Report 2023. A blank cell indicates there we no students enrolled.

Note: Term 2 2020 data may not be available for all preschools.

## School Attendance

Year Level	2021	2022	2023
Reception	90.2%	83.9%	86.3%
Year 01	92.6%	83.1%	85.6%
Year 02	93.0%	87.9%	90.5%
Year 03	90.7%	87.3%	89.8%
Year 04	91.5%	84.3%	90.0%
Year 05	92.7%	87.9%	88.8%
Year 06	91.9%	84.2%	88.8%
Year 07	91.2%		
Primary Other	91.9%	92.7%	90.1%
Total	91.8%	86.2%	88.7%

Data Source: Department for Education Attendance Data, Semester 1 Report 2023. A blank cell indicates there we no students enrolled. 'Primary Other' includes students enrolled in specialised education options. 'Secondary Other' includes students who have already spent a year at Year 12 and elected to undertake further study at Year 12.

## Attendance Comment

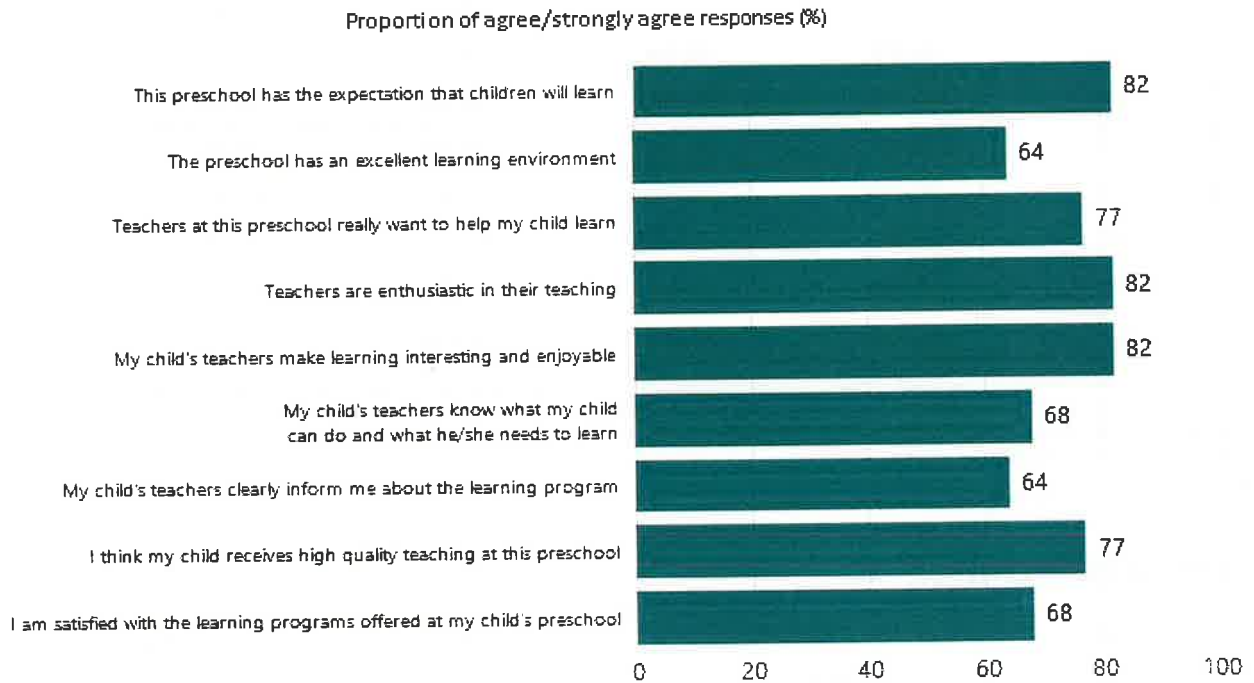
In South Australia, preschool attendance is not compulsory, but it is strongly encouraged. Preschool gives children the best opportunity to develop skills, which prepare them for school. These benefits include establishing positive routines and habits, friendships and connections as well as developing communication, problem-solving and creative skills. All children are entitled to access a preschool program over 4 terms the year before they start school.

In South Australia, all children and young people must be in school from 6 years to 16 years old. They must attend a government or non-government school full time. From age 16 to 17 however, young people must attend school or an approved learning program (such as an apprenticeship, traineeship, accredited course or university). Schools and parents must encourage and support students to come to school every day. Parents and caregivers must make sure their child is enrolled in a school, and attends school all day and everyday it is open, unless a child is sick or has an approved exemption. Teachers and leaders actively follow up when a student misses school, including recording all absences and non-attendance. All schools in South Australia have local attendance procedures governed under the Education and Children's Services Regulations 2020.

Attendance dropped in 2023 as many families were able to travel overseas to visit family since the reopening of travel after Covid. Many students were granted exemptions for overseas travel.

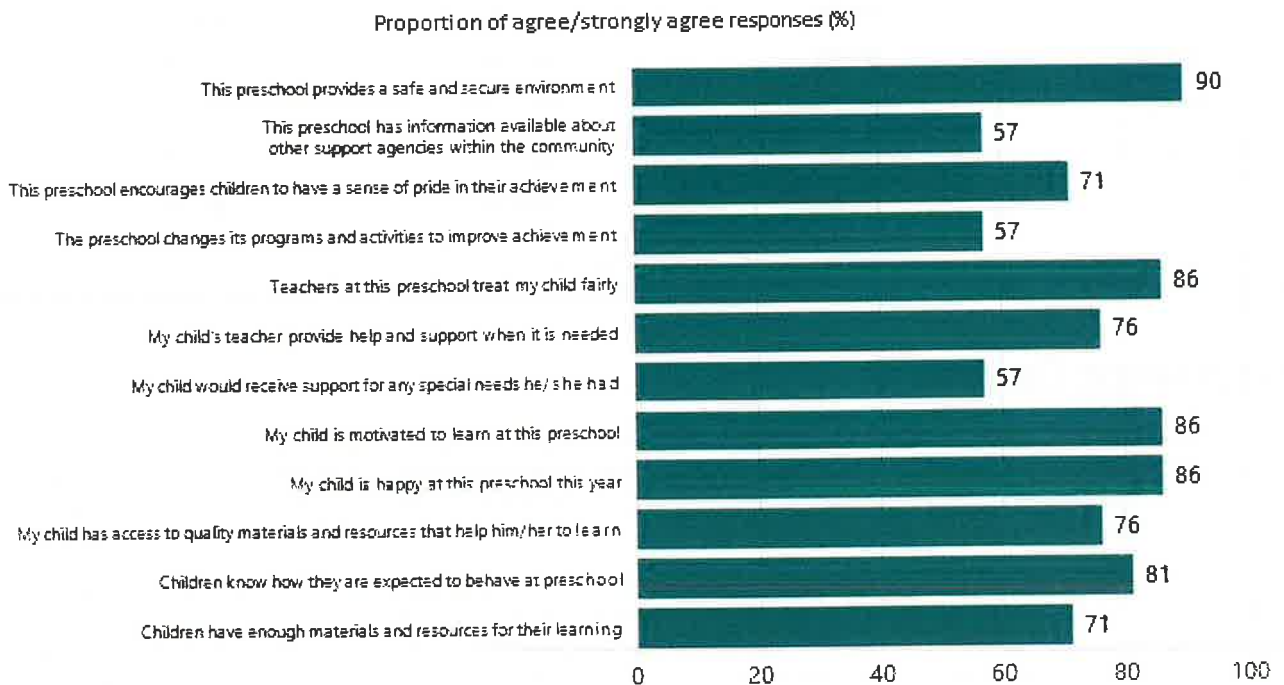
# Preschool Family Opinion Survey

## Quality of Teaching and Learning



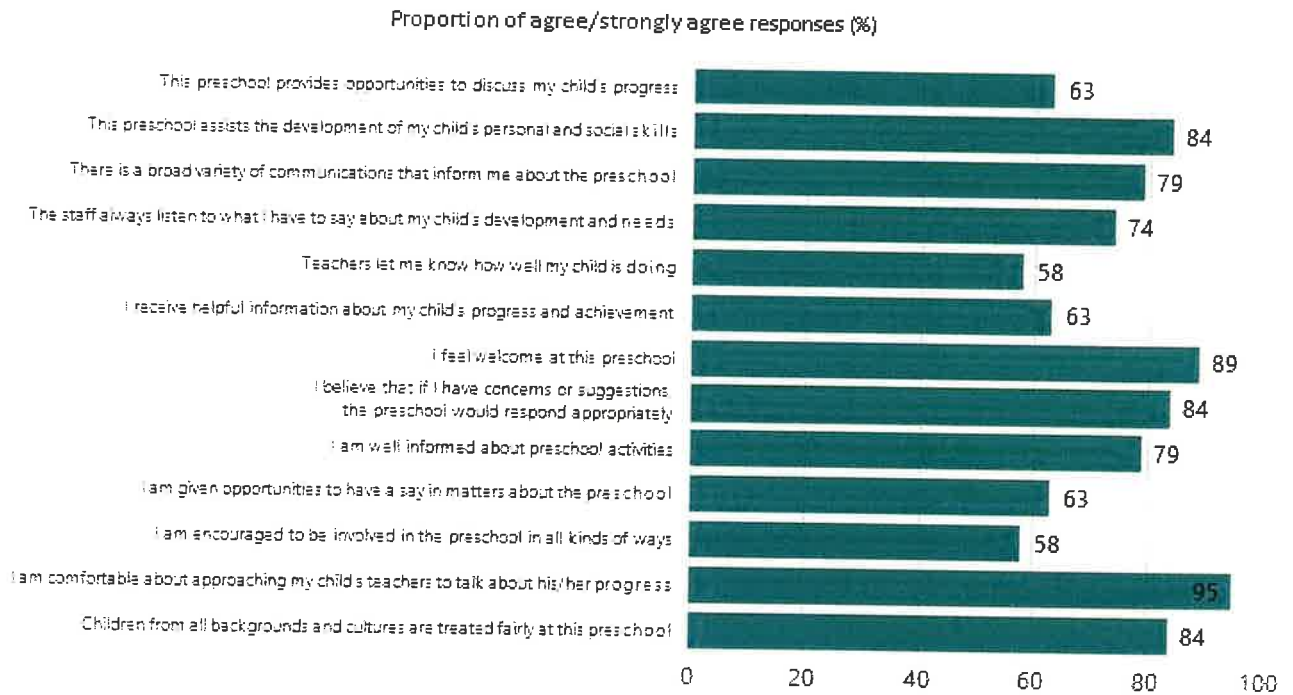
Data Source: 2023 Department for Education Preschool Family Opinions Survey, Term 3 2023.

## Support of Learning



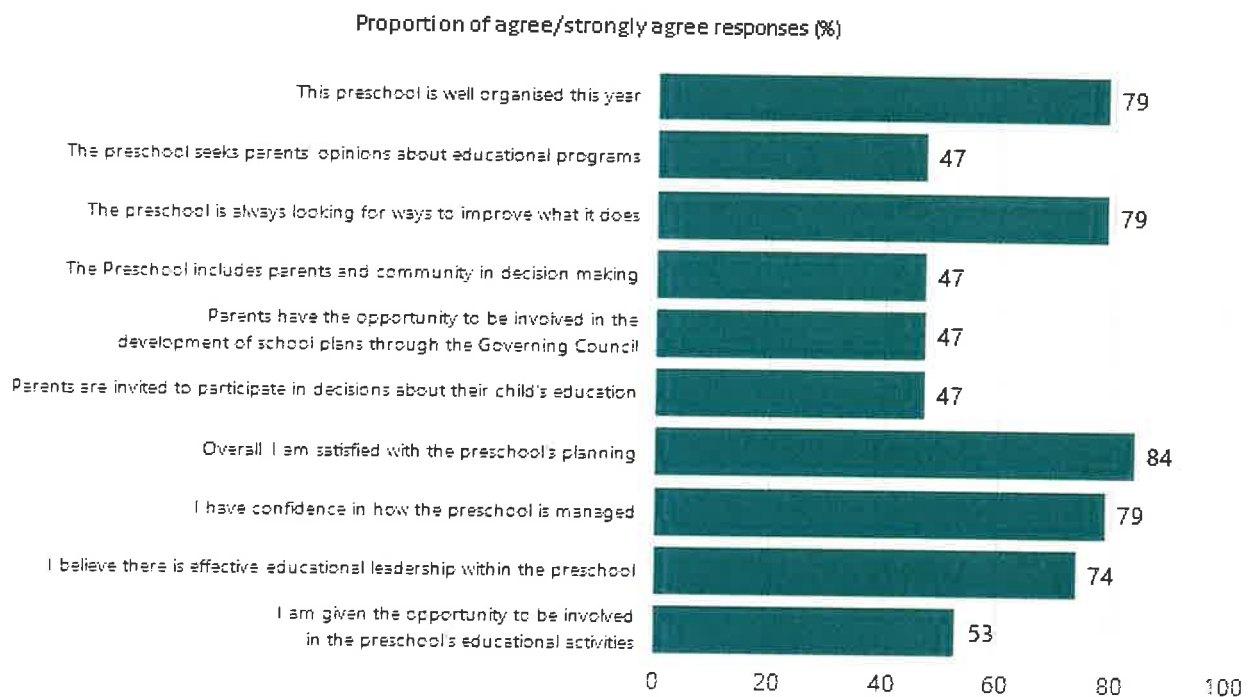
Data Source: 2023 Department for Education Preschool Family Opinions Survey, Term 3 2023.

## Relationships and Communication



Data Source: 2023 Department for Education Preschool Family Opinions Survey, Term 3 2023.

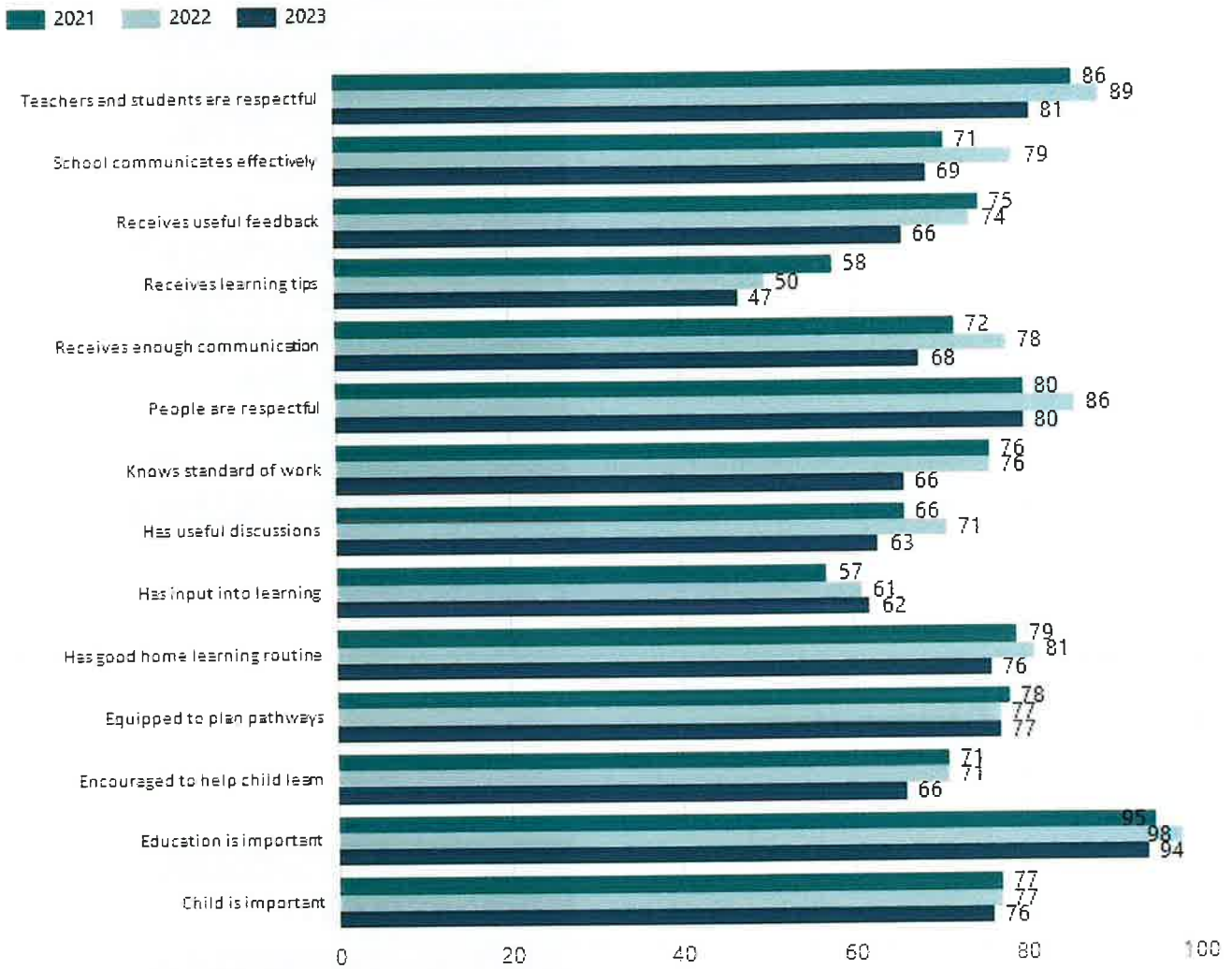
## Leadership and Decision Making



Data Source: 2023 Department for Education Preschool Family Opinions Survey, Term 3 2023.

# Parent Opinion Survey Results

Proportion of agree/strongly agree response(%)



Data Source: 2023 Department for Education Parent Opinions Survey, Term 3 2023.



## Destination Schools

Feeder Schools (Site number - Name)	2021	2022	2023
1777 - The Pines School	86.7%	80.5%	75.3%
9999 - Unknown	4.4%	6.9%	22.4%

Note: The data is collected in term 3. It does not reflect actual schools enrolled in by existing preschool children. A blank cell indicates there was no data for students enrolled.

Data Source: Department for Education Destination Data Report, 2023.

## Intended Destination

Leave Reason	Number	%
NG - ATTENDING NON-GOV SCHOOL IN SA	21	38.0%
OV - LEFT SA FOR OVERSEAS	4	7.0%
QL - LEFT SA FOR QLD	2	4.0%
TG - TRANSFERRED TO SA GOVERNMENT SCHOOL	20	36.0%
VI - LEFT SA FOR VIC	6	11.0%

Data Source: Department for Education Destination Data Report, 2023. Data extract term 3 2023. Data shows recorded destinations for students that left the school in the previous year. Data is uploaded by schools in term 3 and may not reflect final or total figures at time of report creation.

## Highest Qualifications held by the teaching workforce and workforce composition

All teachers at this school are qualified and registered with the SA Teachers Registration Board.

Qualification Level	Number of Qualifications
Bachelor's degrees or Diplomas	44
Postgraduate Qualifications	13

Data Source: Data extracted from Mandatory Workforce Information Collections as on the last pay date of June 2023. As self-reported by staff in the system.

Please note: Data includes staff who are Actively employed and on extended paid leave. Please note only the highest qualification of the Teaching staff is reported. Excludes any number of other certifications earned.

### Workforce composition including indigenous staff

	Teaching Staff		Non-Teaching Staff	
	Indigenous	Non-Indigenous	Indigenous	Non-Indigenous
Full-Time Equivalents	1.0	49.7	0.8	24.5
Persons	1.0	56.0	1.0	34.0

Data Source: Data extracted from Mandatory Workforce Information Collection as on the last pay date of June 2023.

Please note: Data includes staff who are actively employed and on extended paid leave. "Indigenous category" is self-reported by staff in the system.

## Financial Statement

Funding Source	Amount
Grants: State	\$8,528,331
Grants: Commonwealth	\$1,100
Parent Contributions	\$144,898
Fund Raising	\$20,514
Other	\$13,818

Data Source: School supplied data.