

2023 annual report to the Community

Goodwood Primary School and Goodwood Preschool

Goodwood Primary School number: 156

Goodwood Preschool number: 1583

Partnership: Greenhill South



School principal:

Belinda Adams

A handwritten signature in black ink that reads "B Adams".

Date of endorsement:

05/02/2024



Government
of South Australia
Department for Education

Context Statement

Goodwood Primary School and Preschool caters for students from Preschool- Year 6. At the time of this report, the enrolment in 2023 was 416 at school and 61 at preschool. Goodwood Primary School and Preschool is classified as Category 7 on the Department for Education Index of Educational Disadvantage. The site population includes 1% Aboriginal students, 5% students with disabilities, 22% students with English as an additional language or dialect (EALD) funded background, 1% children/young people in care. Further information about the school and preschool is available on the site's website (including its context statement), as well as the My School and the Australian Children's Education and Care Quality Authority (ACECQA) websites.

Governing Council Report

In 2023 we were finally able to move past COVID restrictions and it was a joyous occasion to have a yard full of excited children, parents and teachers from day 1 of the school year. Without COVID restrictions on gathering we were also able to hold a range of community events – including the always popular quiz night and lantern walk - and for the first time we hosted the Farmer's Market on site during the Royal Show which also incorporated a wonderful children's market. Some of these events were also successful fundraisers – as were our popular wine fundraisers and the sale of a Goodwood Primary Cookbook. Along with our Come and Connect events, BBQs, Book Week Parade, Sports Day, Harmony Day, Sports Assembly - amongst others - we were pleased to have so many opportunities to get the community together and I thank in particular the Community and Events Committee for their efforts and the many volunteers who have supported these events.

The Governing Council set a number of objectives for 2023. The first was the succession of the school's sports program with the departure of long time sports convenor Paul Siddle at the end of last year. We are grateful and excited to have Stephen Mitchell step into this role this year and Stephen has worked closely with Paul in handover and continues to work closely with school leadership to improve the processes and offering of sports at Goodwood. The sports program at Goodwood really is exceptional and provides fantastic opportunities for kids at any level to get involved in a broad range of sports.

The second objective related to school crossing safety and whilst we were pleased to see the installation of additional signage on either side of the crossing on Goodwood Road late last year, we have continued to advocate for further improvements to be made to this crossing to ensure the safety of students and community.

The third objective is a longer term one relating to development of a master plan for the site. Whilst some of these activities are not progressing as quickly as we might like – we are working closely with school leadership to advocate for a long-term holistic view of facilities upgrades at the school and look forward to progressing this in 2024.

Finally, we carried over an objective from 2022 regarding the increase of parent engagement. COVID certainly had a big impact on volunteers and community engagement and it was really pleasing to see increased participation in events throughout 2023 and we hope that this continues over the coming year.

Thank you to all of the Governing Council members for their efforts over the past year – our community is fortunate to have such an engaged and enthusiastic group of parents representing their interests and focussing on continuous improvement of the experience for students, families and staff. Thank you in particular to Jadyne Harvey as Deputy Chair, Greg Sykes as Treasurer and Tahlia Harman as Secretary and to all of our Committee convenors. I would like to acknowledge retiring members Ina Zachei, Jadyne Harvey, Paul Siddle and Atif Rafique. We have appreciated the commitment and contribution that they have made to the Governing Council and the school. I look forward to working with the continuing members of the Council and Subcommittees and to welcoming new members in 2024.

I want to acknowledge and thank our leadership, teachers and support staff for their incredible efforts over the past year. We are so lucky to have such a dedicated, energetic and passionate team educating and supporting our children.

Finally, thank you to everyone in our community who contributed to the many great outcomes and highlights of the year. It is a unique and special community to be a part of and I am excited by what we will achieve together in 2024.

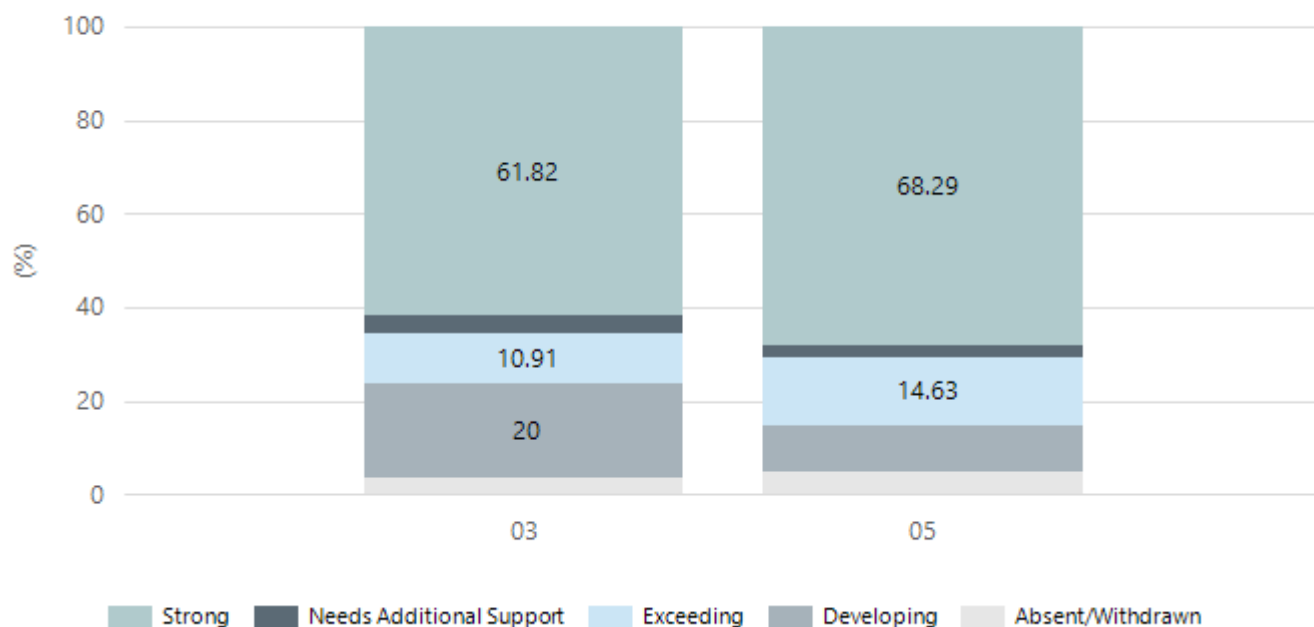
Amanda Devonish
Governing Council Chair

Performance Summary

NAPLAN Proficiency

In 2023, the Australian Curriculum, Assessment and Reporting Authority (ACARA) - a Commonwealth Independent statutory authority - announced changes to NAPLAN performance reporting. This new way of reporting by ACARA that NAPLAN results from 2023 will not be comparable to previous years. The new approach replaces the previous numerical NAPLAN bands and the national minimum standard.

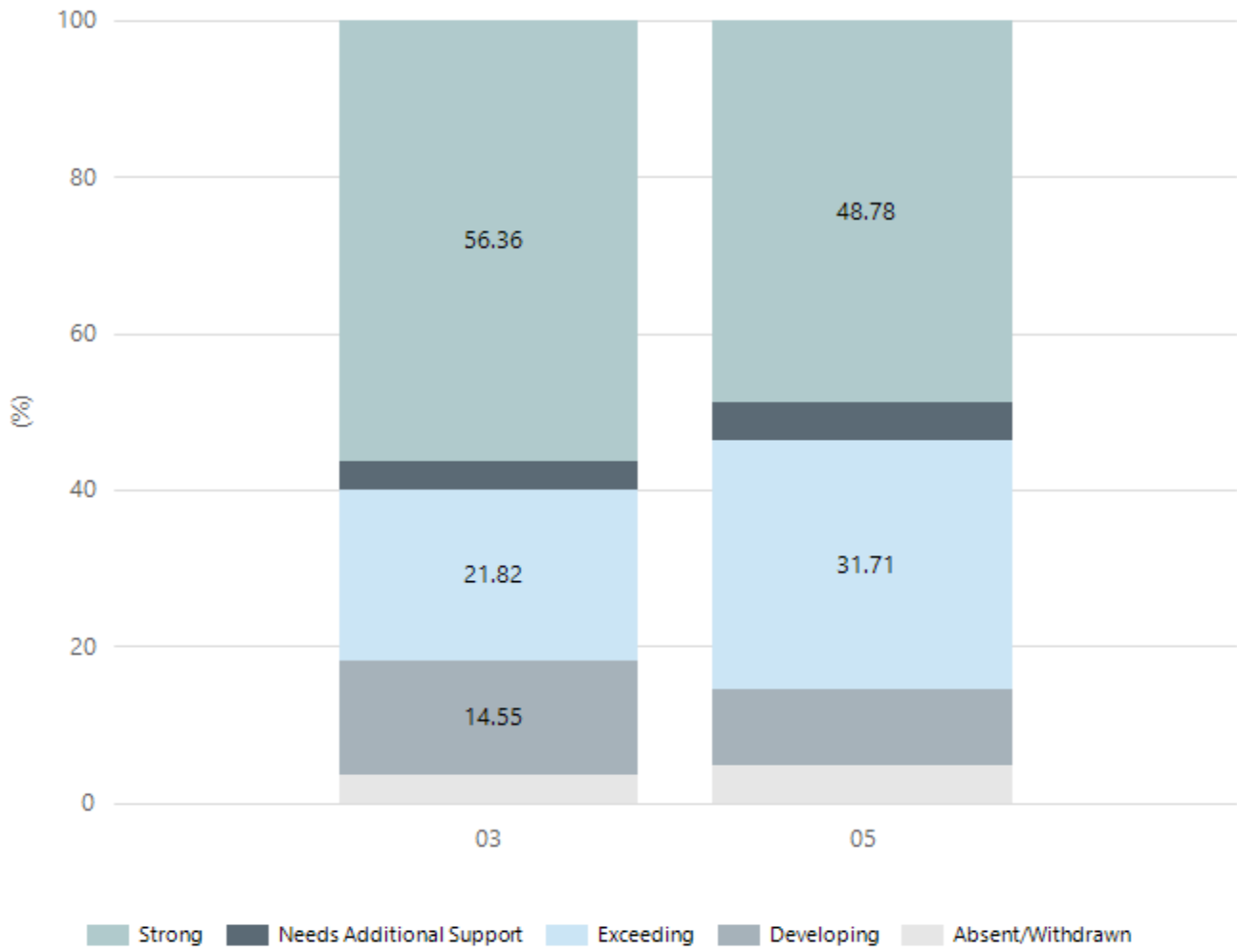
Numeracy



Year Level	03	05
Exceeding	6	6
Strong	34	28
Absent/Withdrawn	2	2
Developing	11	4
Needs Additional Support	2	1
Total	55	41

Data Source: Department for Education Assessment Data Holdings, 2023. When there are less than six students in a cohort, no data is supplied.

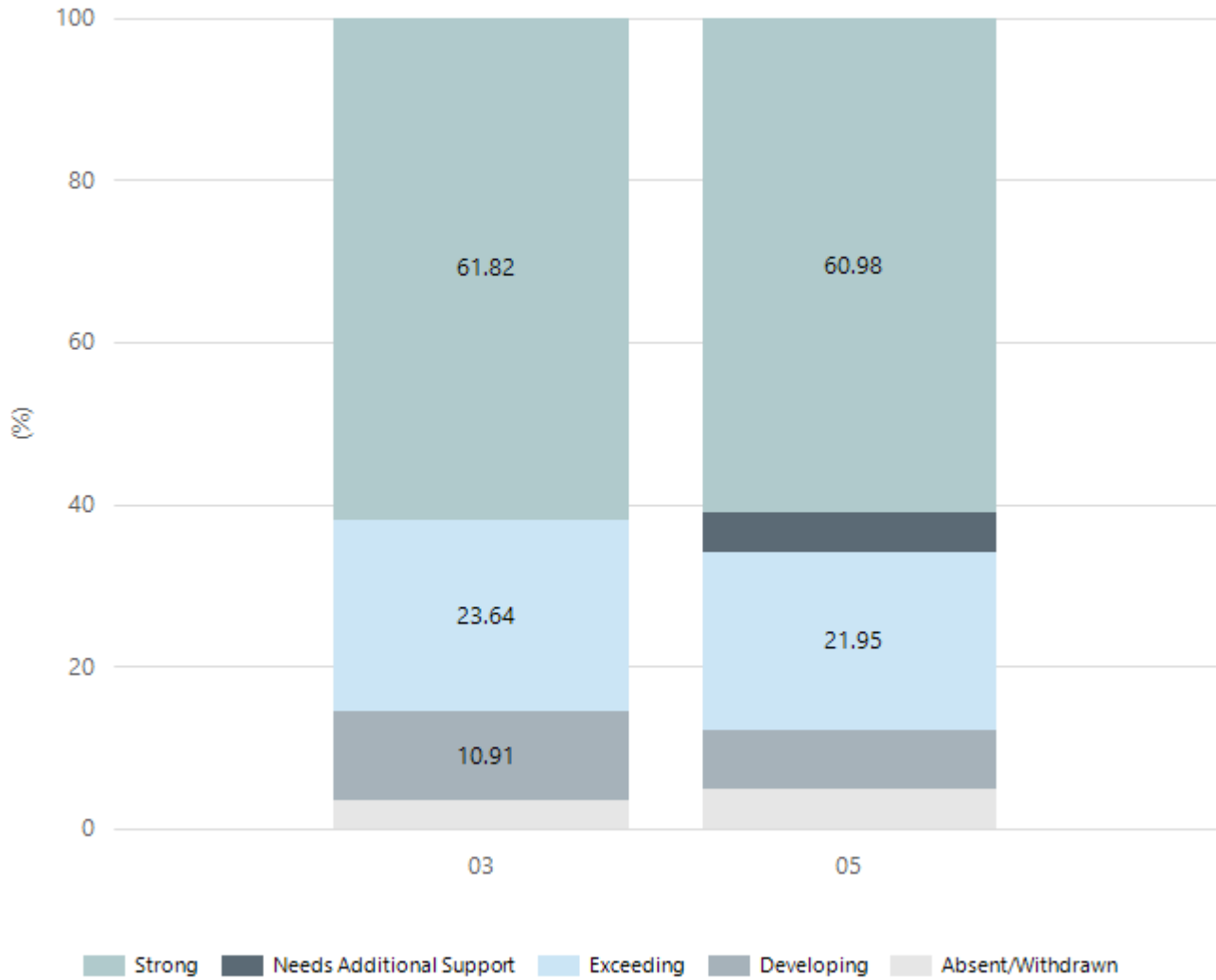
Reading



Year Level	03	05
Exceeding	12	13
Strong	31	20
Needs Additional Support	2	2
Absent/Withdrawn	2	2
Developing	8	4
Total	55	41

Data Source: Department for Education Assessment Data Holdings, 2023. When there are less than six students in a cohort, no data is supplied.

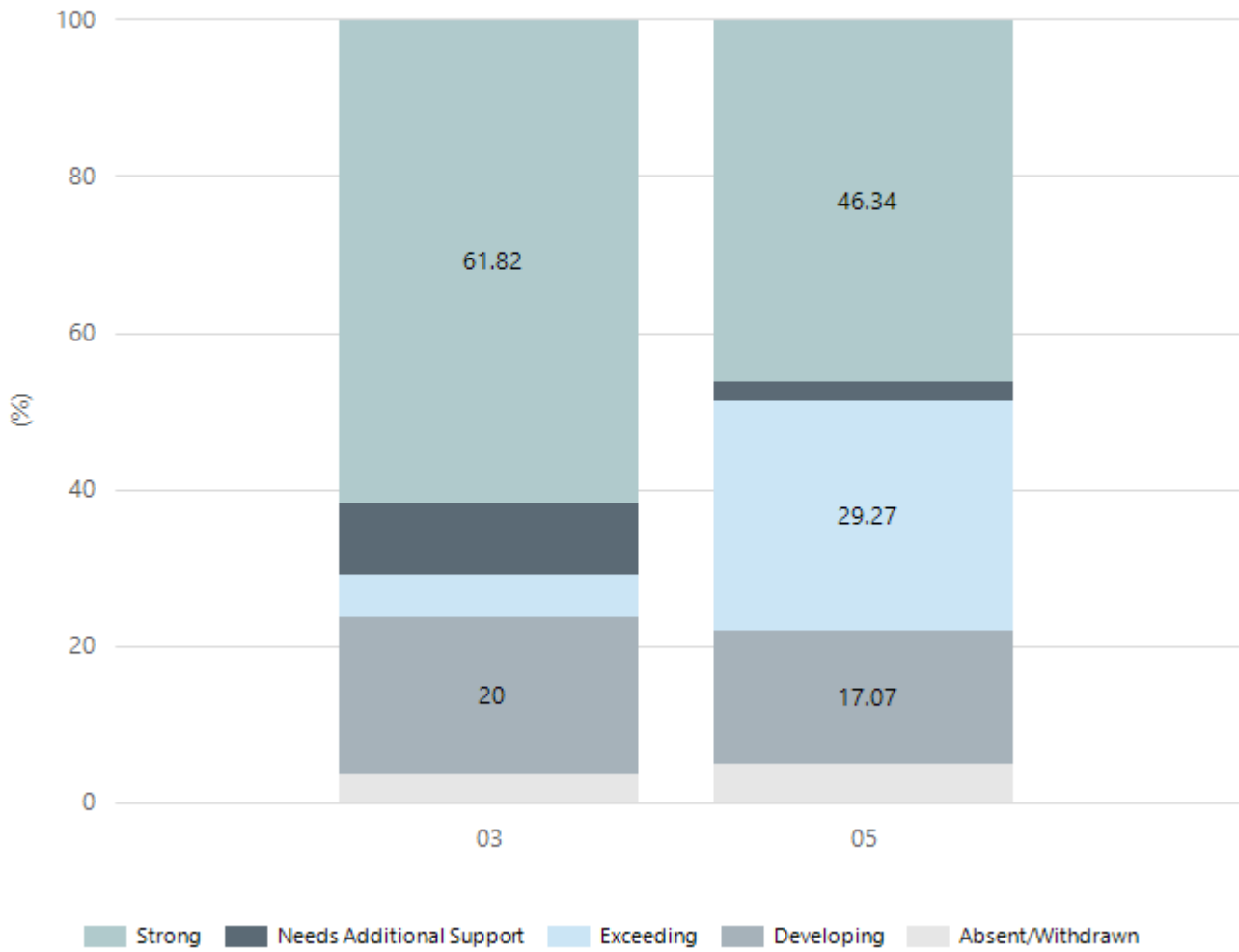
Writing



Year Level	03	05
Exceeding	13	9
Strong	34	25
Absent/Withdrawn	2	2
Developing	6	3
Needs Additional Support		2
Total	55	41

Data Source: Department for Education Assessment Data Holdings, 2023. When there are less than six students in a cohort, no data is supplied.

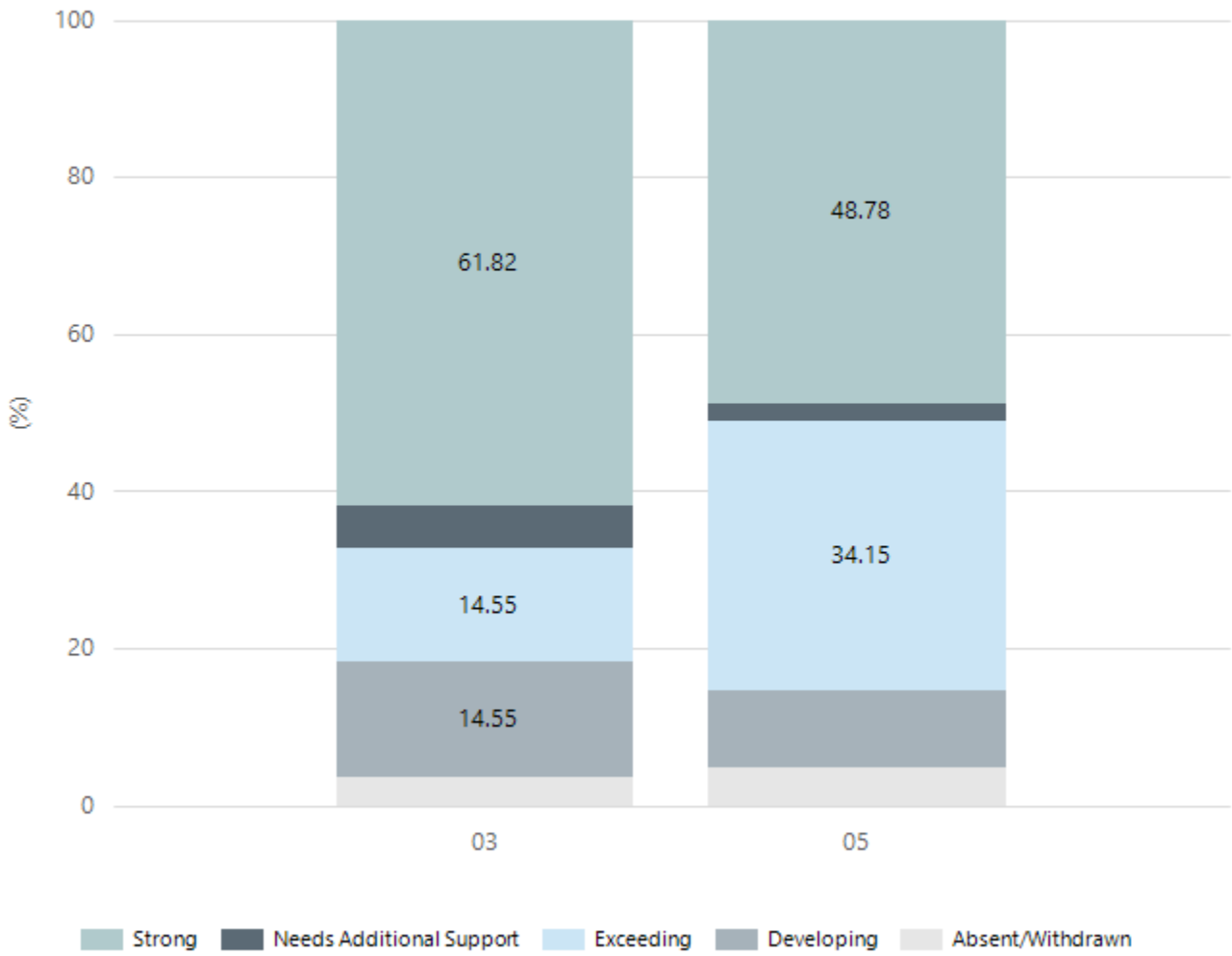
Grammar



Year Level	03	05
Exceeding	3	12
Strong	34	19
Absent/Withdrawn	2	2
Developing	11	7
Needs Additional Support	5	1
Total	55	41

Data Source: Department for Education Assessment Data Holdings, 2023. When there are less than six students in a cohort, no data is supplied.

Spelling



Year Level	03	05
Strong	34	20
Absent/Withdrawn	2	2
Exceeding	8	14
Developing	8	4
Needs Additional Support	3	1
Total	55	41

Data Source: Department for Education Assessment Data Holdings, 2023. When there are less than six students in a cohort, no data is supplied.

Preschool Attendance

	Term 1	Term 2	Term 3	Term 4
2020 centre	88.5%		88.8%	91.9%
2021 centre	93.9%	92.6%	95.8%	92.1%
2022 centre	90.5%	81.3%	82.4%	92%
2023 centre	90%	81.3%	92.3%	90.8%
2020 state	89.1%		84.6%	85.8%
2021 state	87.3%	85.3%	87.1%	84.5%
2022 state	83.6%	77.6%	77.9%	77.8%
2023 state	85.4%	82.9%	83.4%	81.4%

Based on attendances recorded in the two-week reference period each term. Data for eligible enrolments as described in the department's Enrolment policy. Attendance rates may differ to previous reporting with the transfer from calculations based on deemed attendance to actual attendance using booked hours divided by attended hours. Data Source: Department for Education Attendance Data, Semester 1 Report 2023. A blank cell indicates there we no students enrolled.

Note: Term 2 2020 data may not be available for all preschools.

School Attendance

Year Level	2021	2022	2023
Reception	94.9%	91.5%	94.3%
Year 01	92.4%	91.5%	90.0%
Year 02	95.3%	89.3%	93.9%
Year 03	95.6%	91.0%	89.7%
Year 04	94.3%	89.7%	91.3%
Year 05	92.8%	91.1%	89.5%
Year 06	94.8%	91.6%	90.7%
Year 07	93.8%		
Total	94.2%	90.8%	91.4%

Data Source: Department for Education Attendance Data, Semester 1 Report 2023. A blank cell indicates there we no students enrolled. 'Primary Other' includes students enrolled in specialised education options. 'Secondary Other' includes students who have already spent a year at Year 12 and elected to undertake further study at Year 12.

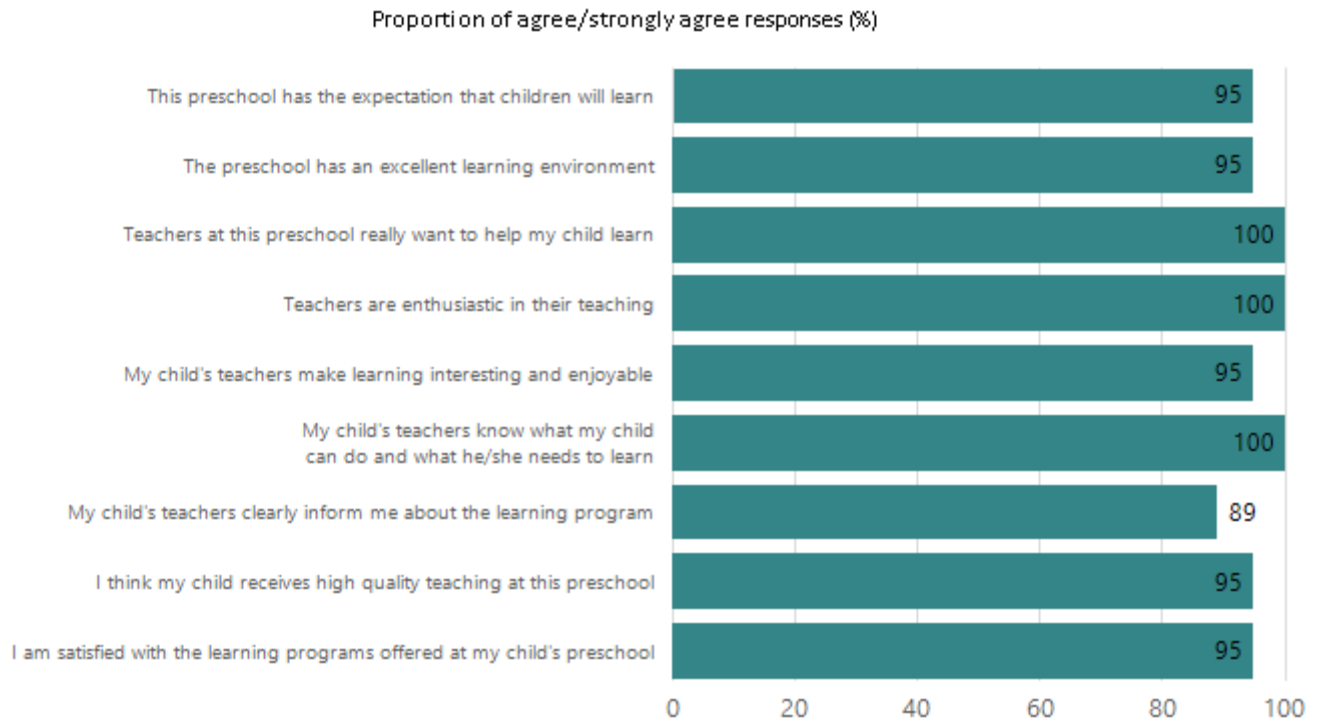
Attendance Comment

In South Australia, preschool attendance is not compulsory, but it is strongly encouraged. Preschool gives children the best opportunity to develop skills, which prepare them for school. These benefits include establishing positive routines and habits, friendships and connections as well as developing communication, problem-solving and creative skills. All children are entitled to access a preschool program over 4 terms the year before they start school.

In South Australia, all children and young people must be in school from 6 years to 16 years old. They must attend a government or non-government school full time. From age 16 to 17 however, young people must attend school or an approved learning program (such as an apprenticeship, traineeship, accredited course or university). Schools and parents must encourage and support students to come to school every day. Parents and caregivers must make sure their child is enrolled in a school, and attends school all day and everyday it is open, unless a child is sick or has an approved exemption. Teachers and leaders actively follow up when a student misses school, including recording all absences and non-attendance. All schools in South Australia have local attendance procedures governed under the Education and Children's Services Regulations 2020.

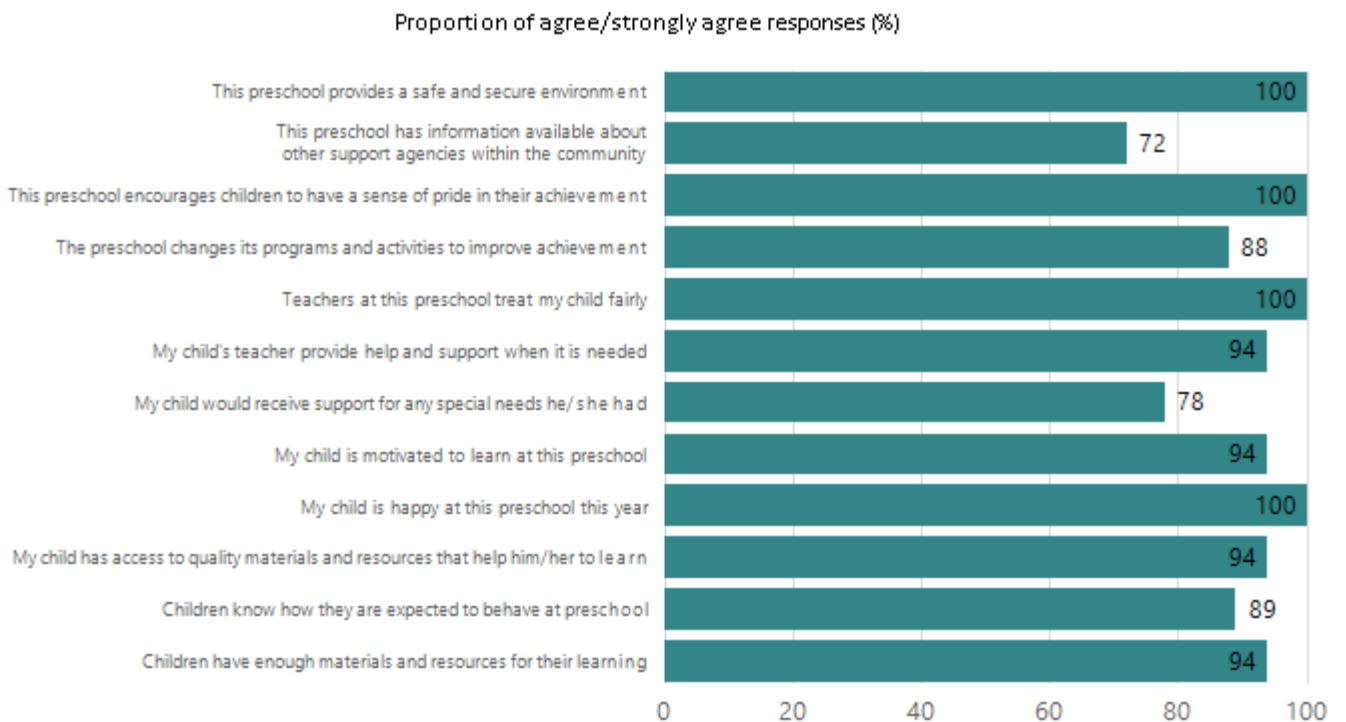
Preschool Family Opinion Survey

Quality of Teaching and Learning



Data Source: 2023 Department for Education Preschool Family Opinions Survey, Term 3 2023.

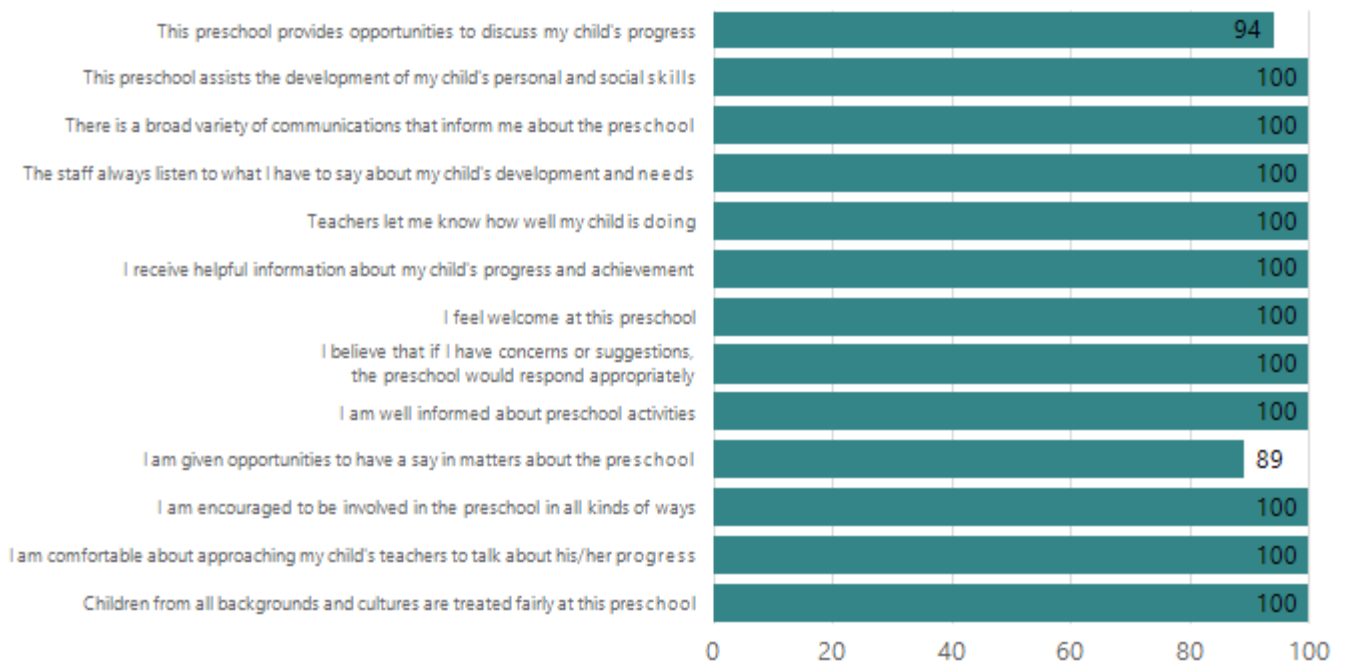
Support of Learning



Data Source: 2023 Department for Education Preschool Family Opinions Survey, Term 3 2023.

Relationships and Communication

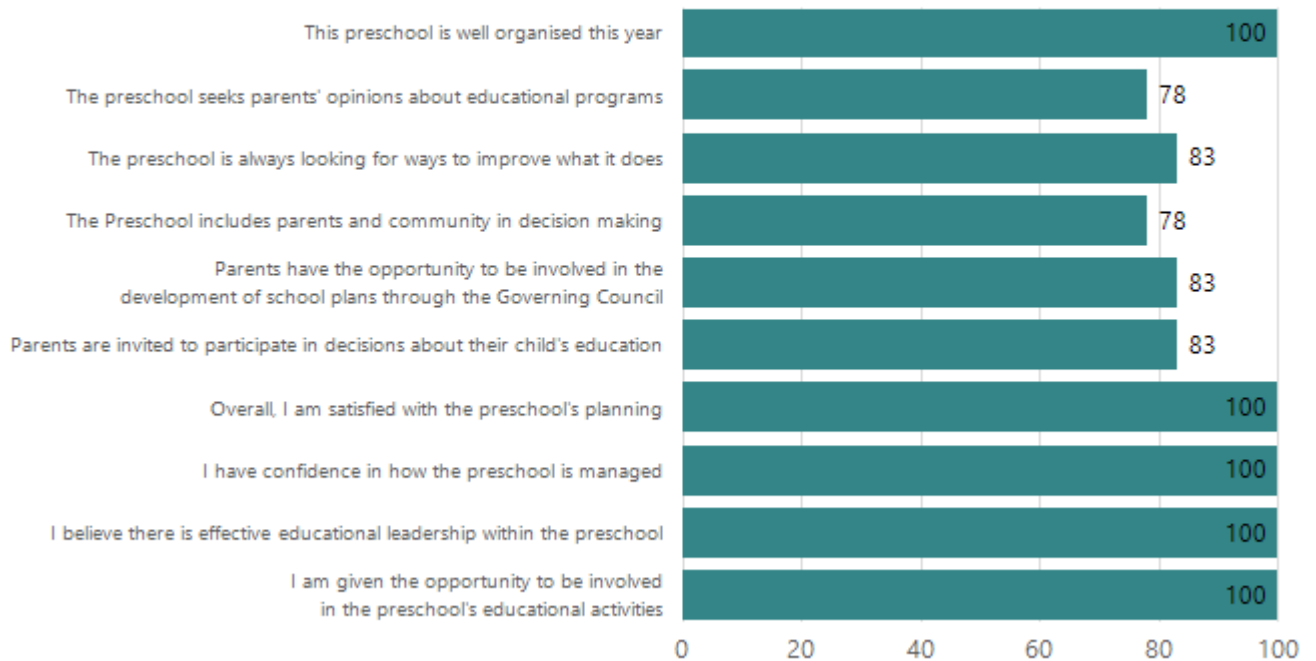
Proportion of agree/strongly agree responses (%)



Data Source: 2023 Department for Education Preschool Family Opinions Survey, Term 3 2023.

Leadership and Decision Making

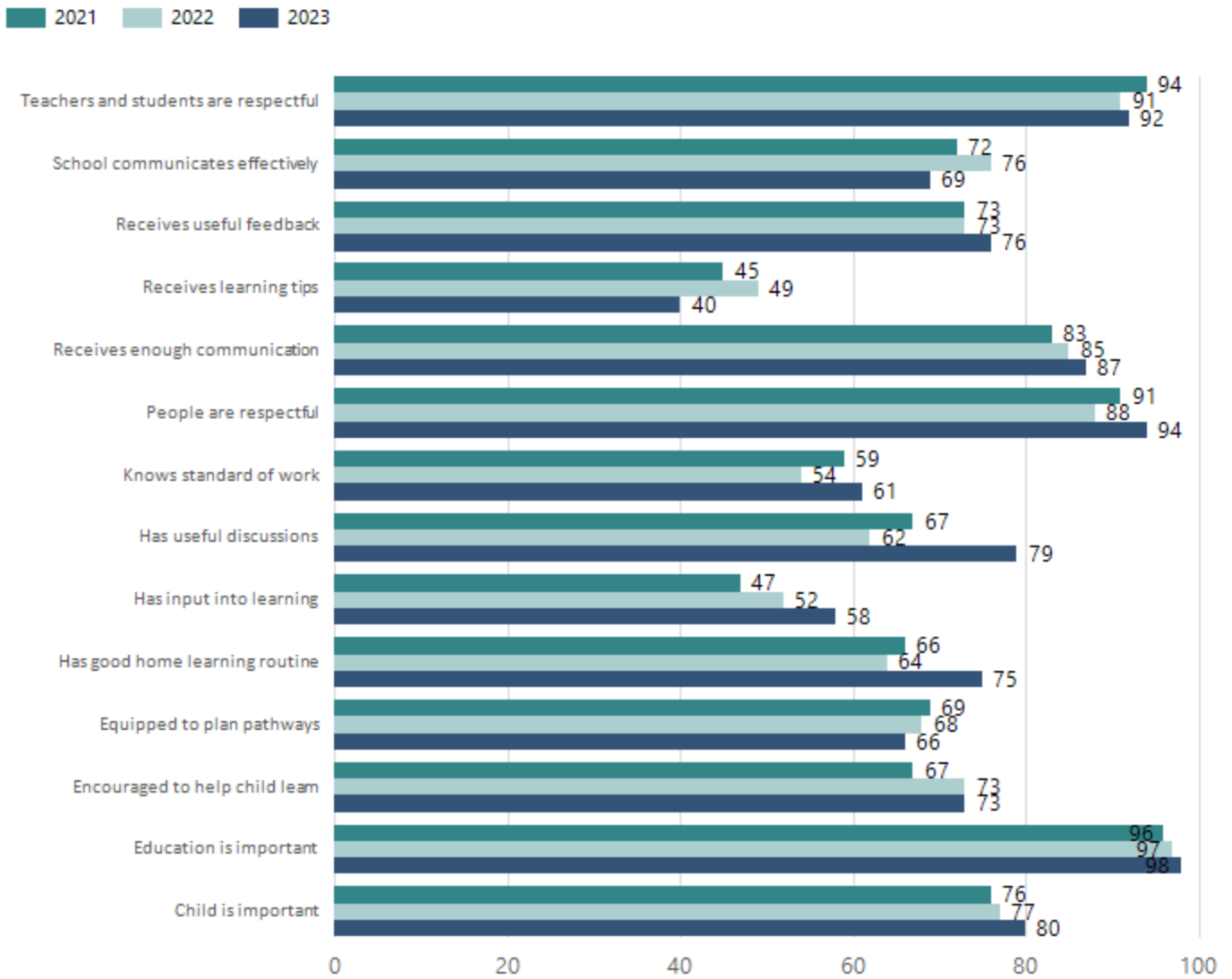
Proportion of agree/strongly agree responses (%)



Data Source: 2023 Department for Education Preschool Family Opinions Survey, Term 3 2023.

Parent Opinion Survey Results

Proportion of agree/strongly agree response(%)



Data Source: 2023 Department for Education Parent Opinions Survey, Term 3 2023.

Destination Schools

Feeder Schools (Site number - Name)	2021	2022	2023
0156 - Goodwood Primary School	93.8%	95.3%	87.1%
8040 - Annesley Junior School	3.1%		
9999 - Unknown		3.1%	4.8%

Note: The data is collected in term 3. It does not reflect actual schools enrolled in by existing preschool children. A blank cell indicates there was no data for students enrolled.

Data Source: Department for Education Destination Data Report, 2023.

Intended Destination

Leave Reason	Number	%
NG - ATTENDING NON-GOV SCHOOL IN SA	7	29.0%
NS - LEFT SA FOR NSW	1	4.0%
QL - LEFT SA FOR QLD	5	21.0%
TG - TRANSFERRED TO SA GOVERNMENT SCHOOL	10	42.0%
U - UNKNOWN	1	4.0%

Data Source: Department for Education Destination Data Report, 2023. Data extract term 3 2023. Data shows recorded destinations for students that left the school in the previous year. Data is uploaded by schools in term 3 and may not reflect final or total figures at time of report creation.

Highest Qualifications held by the teaching workforce and workforce composition

All teachers at this school are qualified and registered with the SA Teachers Registration Board.

Qualification Level	Number of Qualifications
Bachelor's degrees or Diplomas	23
Postgraduate Qualifications	9

Data Source: Data extracted from Mandatory Workforce Information Collections as on the last pay date of June 2023. As self-reported by staff in the system.

Please note: Data includes staff who are Actively employed and on extended paid leave. Please note only the highest qualification of the Teaching staff is reported. Excludes any number of other certifications earned.

Workforce composition including indigenous staff

	Teaching Staff		Non-Teaching Staff	
	Indigenous	Non-Indigenous	Indigenous	Non-Indigenous
Full-Time Equivalents	0.0	27.3	0.0	10.8
Persons	0.0	32.0	0.0	17.0

Data Source: Data extracted from Mandatory Workforce Information Collection as on the last pay date of June 2023.

Please note: Data includes staff who are actively employed and on extended paid leave. "Indigenous category" is self-reported by staff in the system.

Financial Statement

Funding Source	Amount
Grants: State	\$4,977,348
Grants: Commonwealth	\$21,600
Parent Contributions	\$263,794
Fund Raising	\$30,295
Other	\$27,274

Data Source: School supplied data.