

2023 annual report to the Community

Alberton Primary School and Alberton Preschool

Alberton Primary School number: 202

Alberton Preschool number: 1555

Partnership: Le Fevre Peninsula



School principal:

Daniel Jarrad



signature

Date of endorsement:

05/03/2024



Context Statement

Alberton Primary School caters for students from R-6. At the time of this report, the enrolment in 2023 is 216. Alberton Primary School is classified as Category 3 on the Department for Education Index of Educational Disadvantage. At the time of this report, the school population includes 15% Aboriginal students, 9% students with disabilities, 13% students with English as an additional language or dialect (EALD) funded background, 2% children/young people in care. Further information about the school is available on the school's website (including its context statement), as well as the My School website.

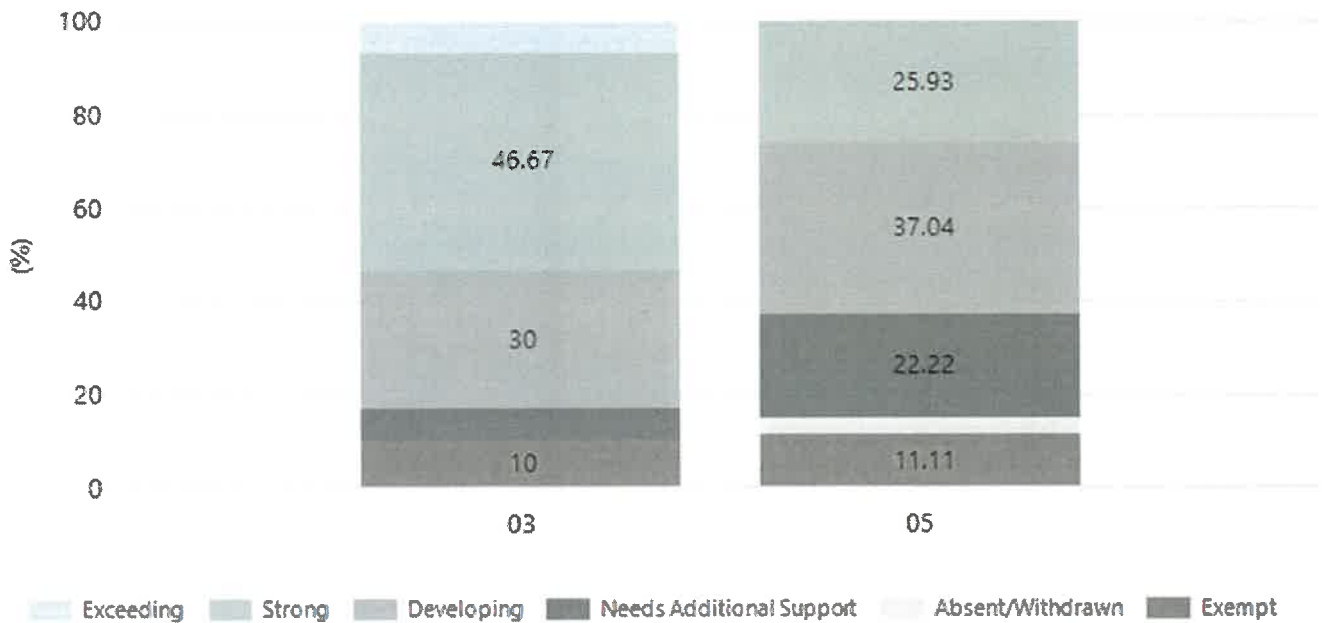
Information about Alberton Preschool is available on the centres website, as well as the Australian Childrens Education and Care Quality Authority (ACECQA) website.

Performance Summary

NAPLAN Proficiency

In 2023, the Australian Curriculum, Assessment and Reporting Authority (ACARA) - a Commonwealth Independent statutory authority - announced changes to NAPLAN performance reporting. This new way of reporting by ACARA that NAPLAN results from 2023 will not be comparable to previous years. The new approach replaces the previous numerical NAPLAN bands and the national minimum standard.

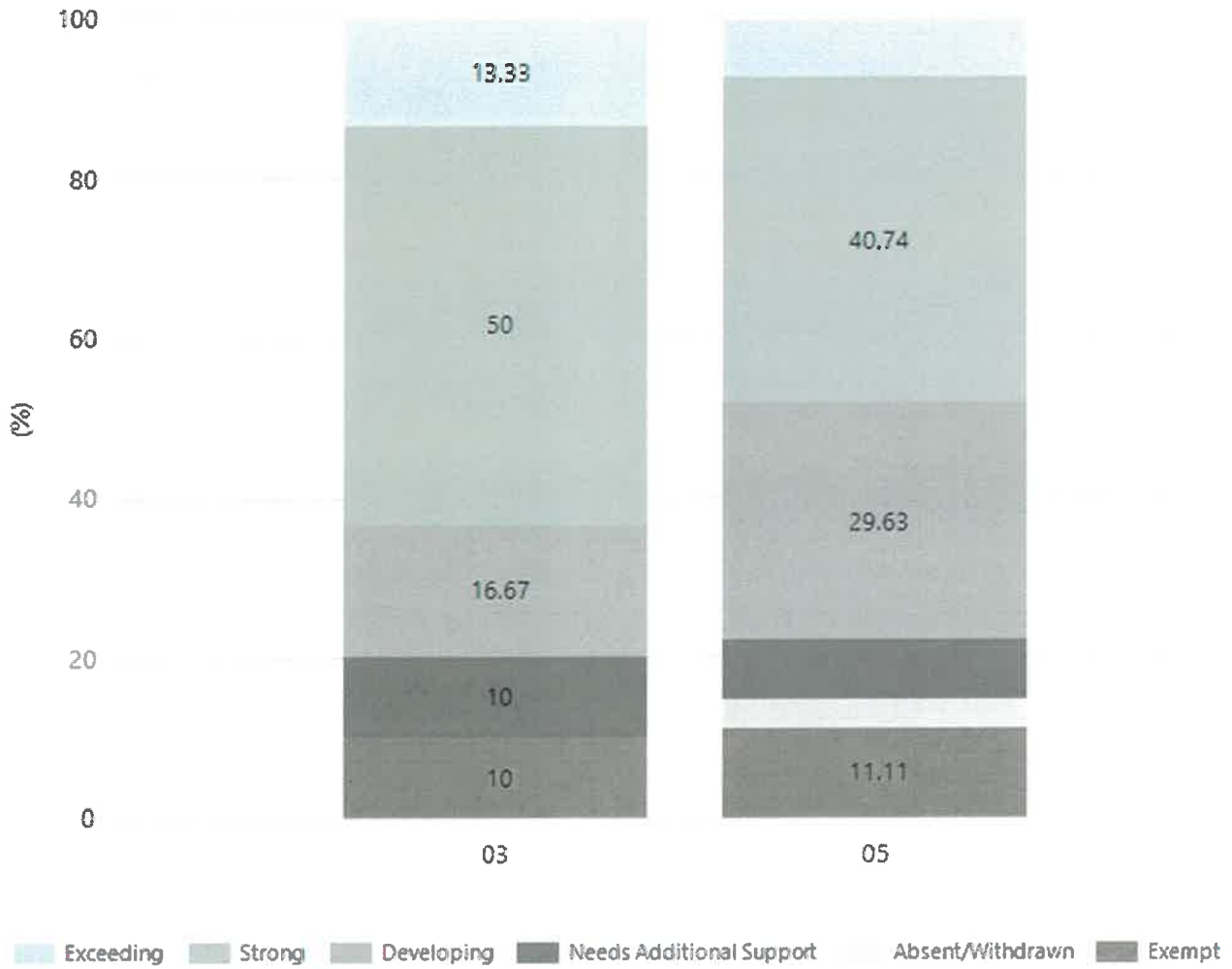
Numeracy



| Year Level | 03 | 05 |
|--------------------------|-----------|-----------|
| Exceeding | 2 | |
| Strong | 14 | 7 |
| Developing | 9 | 10 |
| Needs Additional Support | 2 | 6 |
| Absent/Withdrawn | | 1 |
| Exempt | 3 | 3 |
| Total | 30 | 27 |

Data Source: Department for Education Assessment Data Holdings, 2023. When there are less than six students in a cohort, no data is supplied.

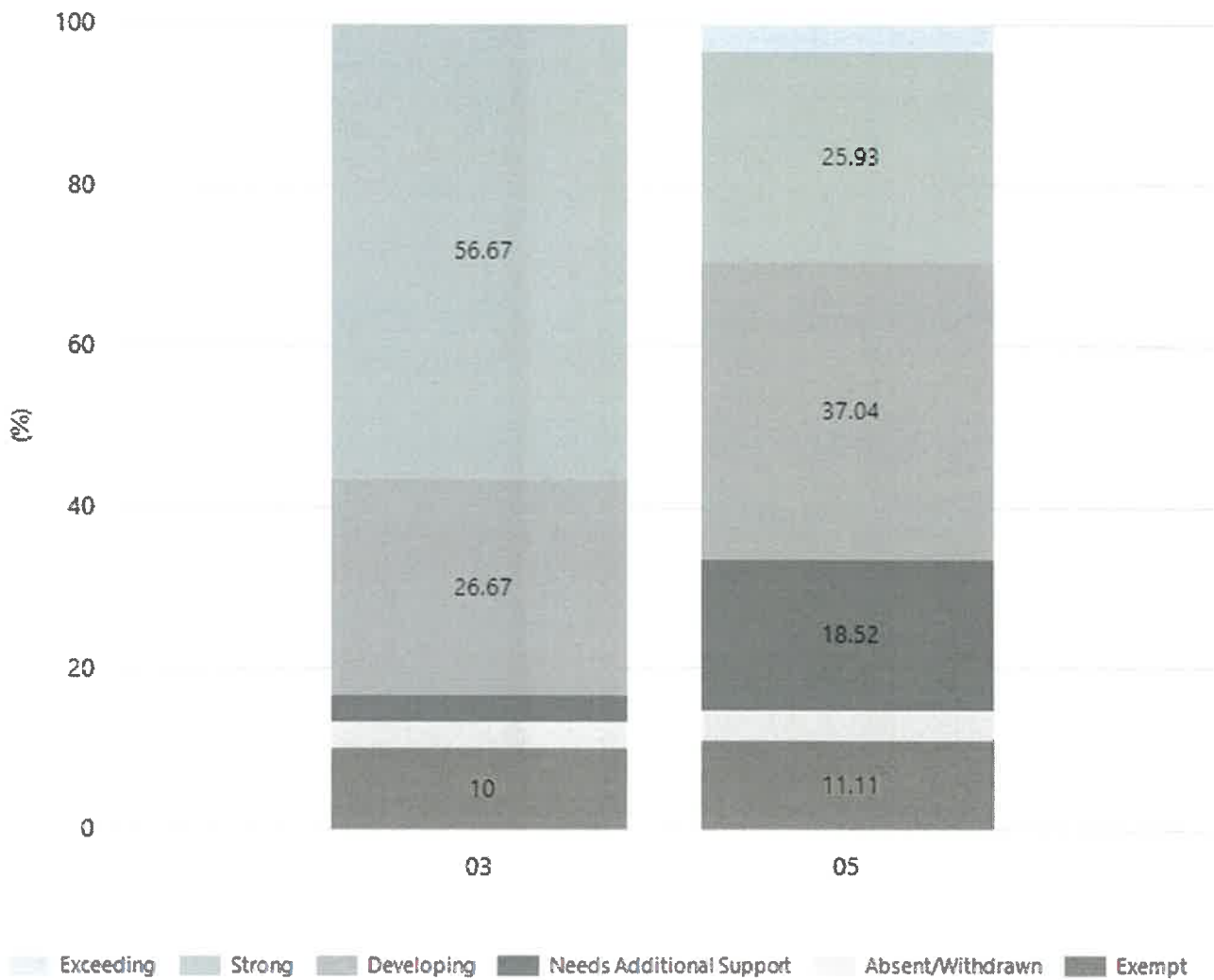
Reading



| Year Level | 03 | 05 |
|--------------------------|----|----|
| Exceeding | 4 | 2 |
| Strong | 15 | 11 |
| Developing | 5 | 8 |
| Needs Additional Support | 3 | 2 |
| Absent/Withdrawn | | 1 |
| Exempt | 3 | 3 |
| Total | 30 | 27 |

Data Source: Department for Education Assessment Data Holdings, 2023. When there are less than six students in a cohort, no data is supplied.

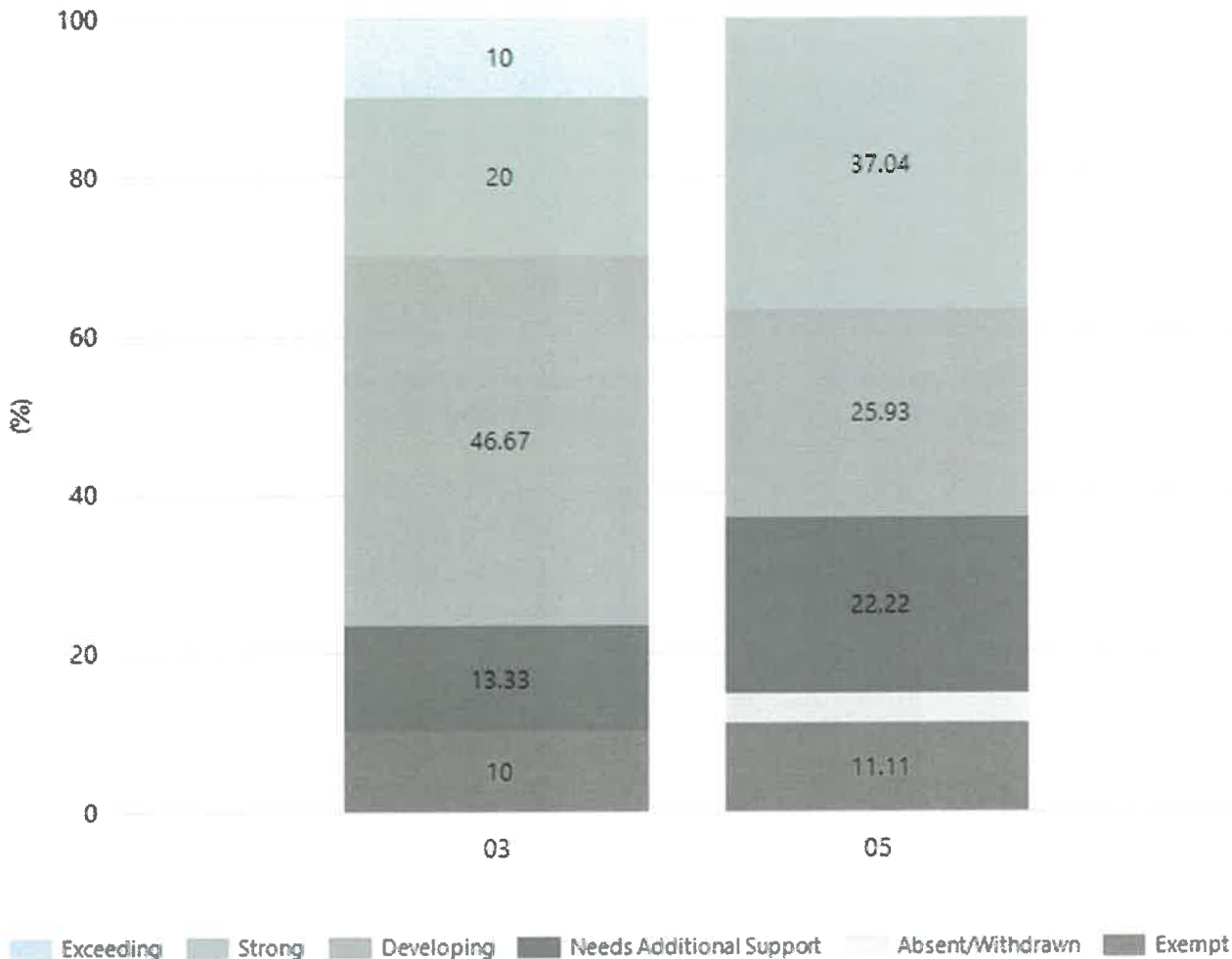
Writing



| Year Level | 03 | 05 |
|--------------------------|----|----|
| Exceeding | | 1 |
| Strong | 17 | 7 |
| Developing | 8 | 10 |
| Needs Additional Support | 1 | 5 |
| Absent/Withdrawn | 1 | 1 |
| Exempt | 3 | 3 |
| Total | 30 | 27 |

Data Source: Department for Education Assessment Data Holdings, 2023. When there are less than six students in a cohort, no data is supplied.

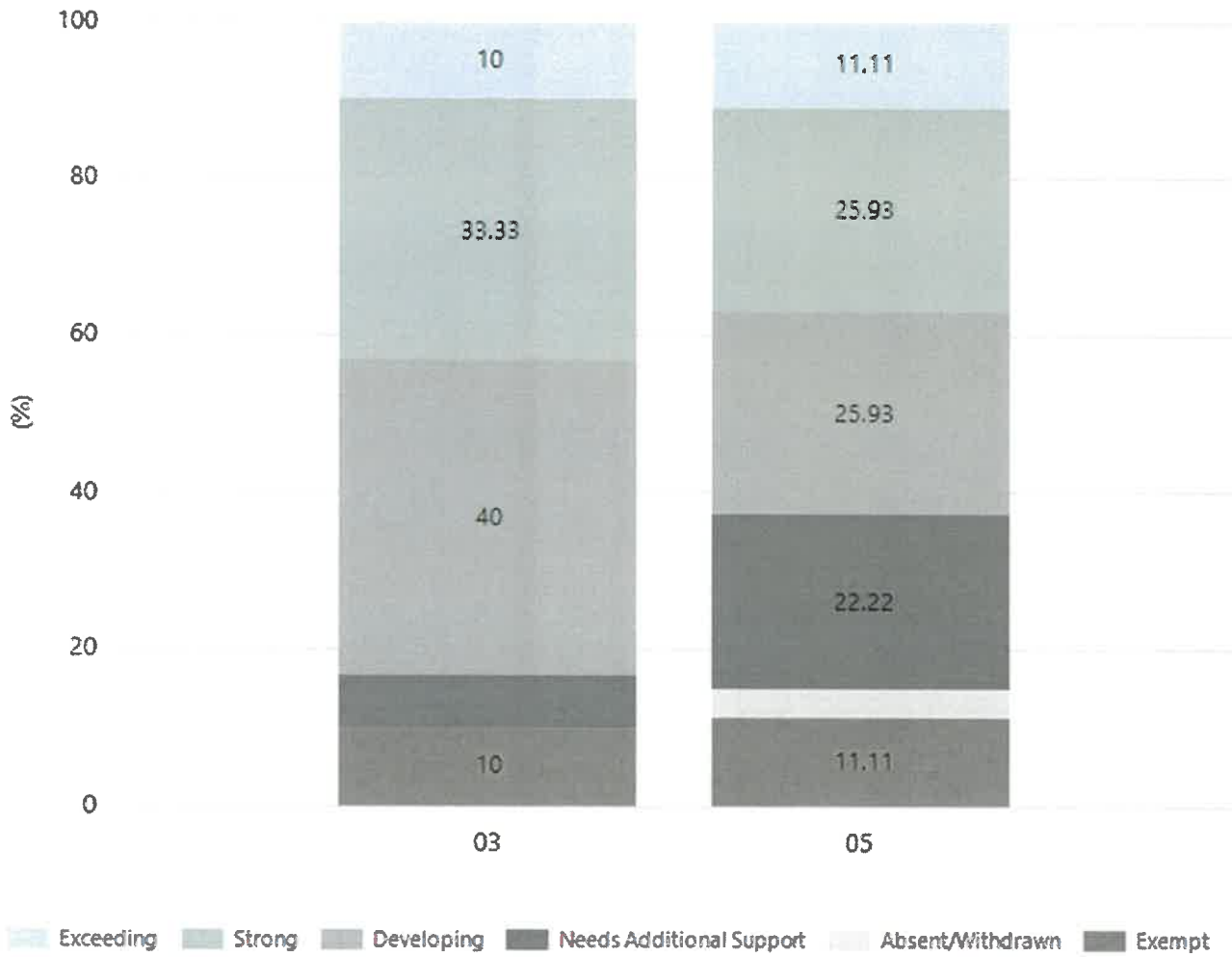
Grammar



| Year Level | 03 | 05 |
|--------------------------|-----------|-----------|
| Exceeding | 3 | |
| Strong | 6 | 10 |
| Developing | 14 | 7 |
| Needs Additional Support | 4 | 6 |
| Absent/Withdrawn | | 1 |
| Exempt | 3 | 3 |
| Total | 30 | 27 |

Data Source: Department for Education Assessment Data Holdings, 2023. When there are less than six students in a cohort, no data is supplied.

Spelling

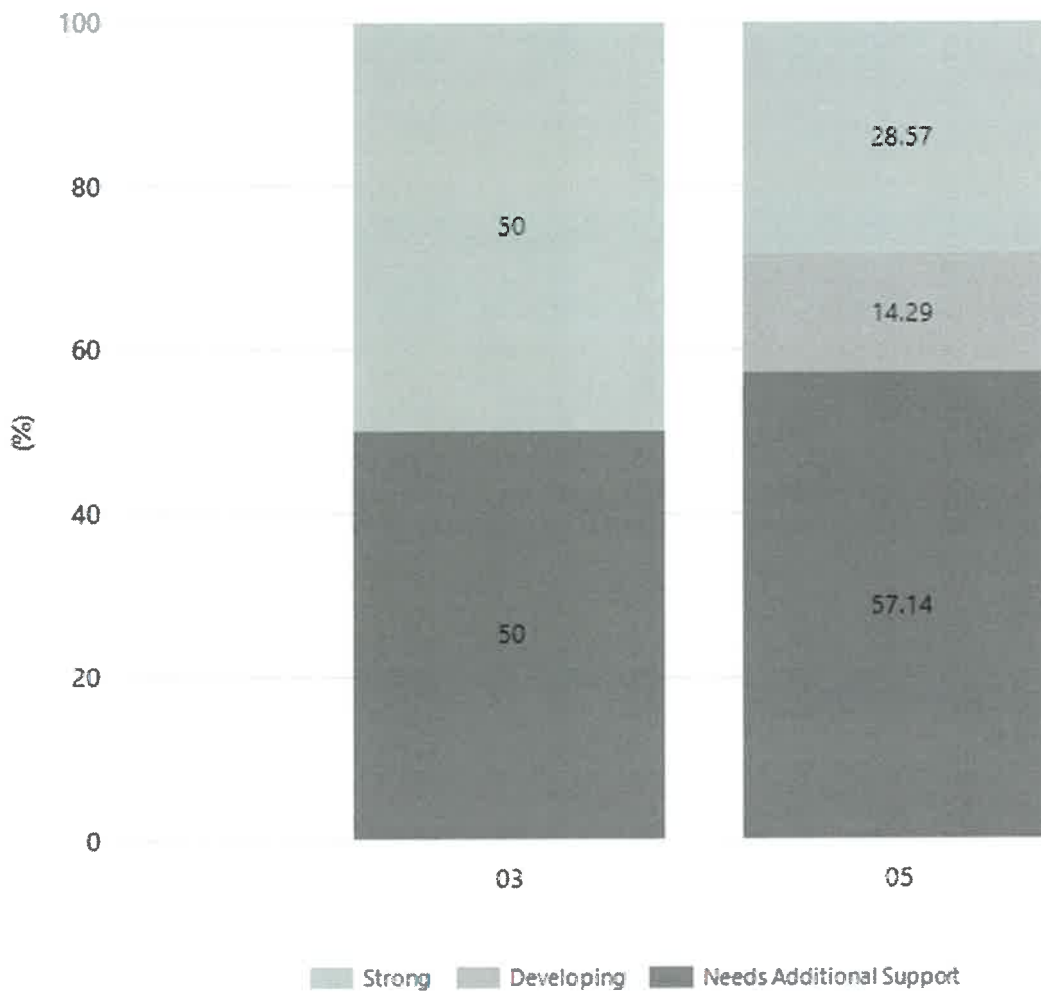


| Year Level | 03 | 05 |
|--------------------------|----|----|
| Exceeding | 3 | 3 |
| Strong | 10 | 7 |
| Developing | 12 | 7 |
| Needs Additional Support | 2 | 6 |
| Absent/Withdrawn | | 1 |
| Exempt | 3 | 3 |
| Total | 30 | 27 |

Data Source: Department for Education Assessment Data Holdings, 2023. When there are less than six students in a cohort, no data is supplied.

NAPLAN Proficiency - Aboriginal Learners

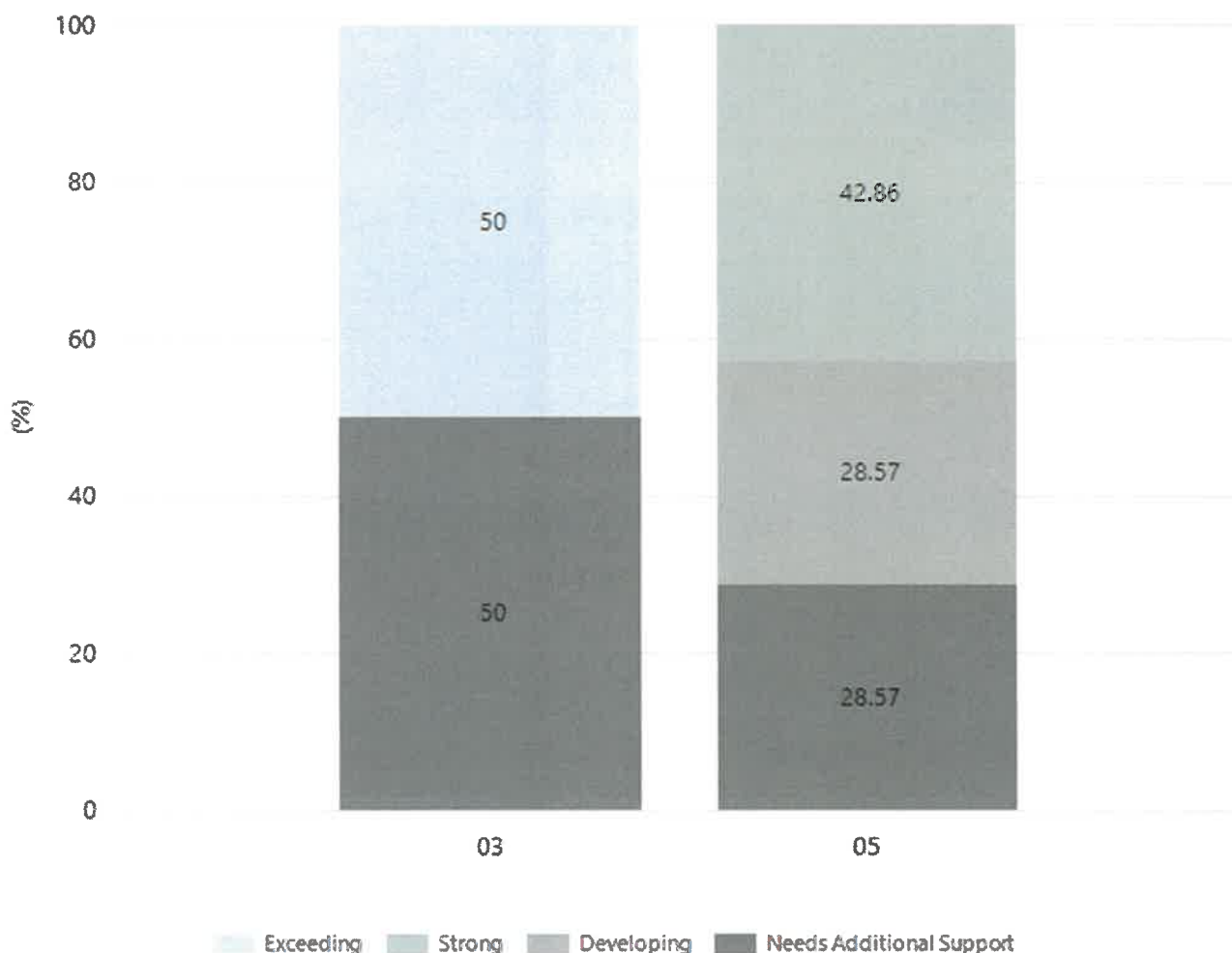
Numeracy



| Year Level | 03 | 05 |
|--------------------------|----|----|
| Strong | 1 | 2 |
| Developing | | 1 |
| Needs Additional Support | 1 | 4 |
| Total | 2 | 7 |

Data Source: Department for Education Assessment Data Holdings, 2023. When there are less than six students in a cohort, no data is supplied. Only data for Aboriginal learners is displayed.

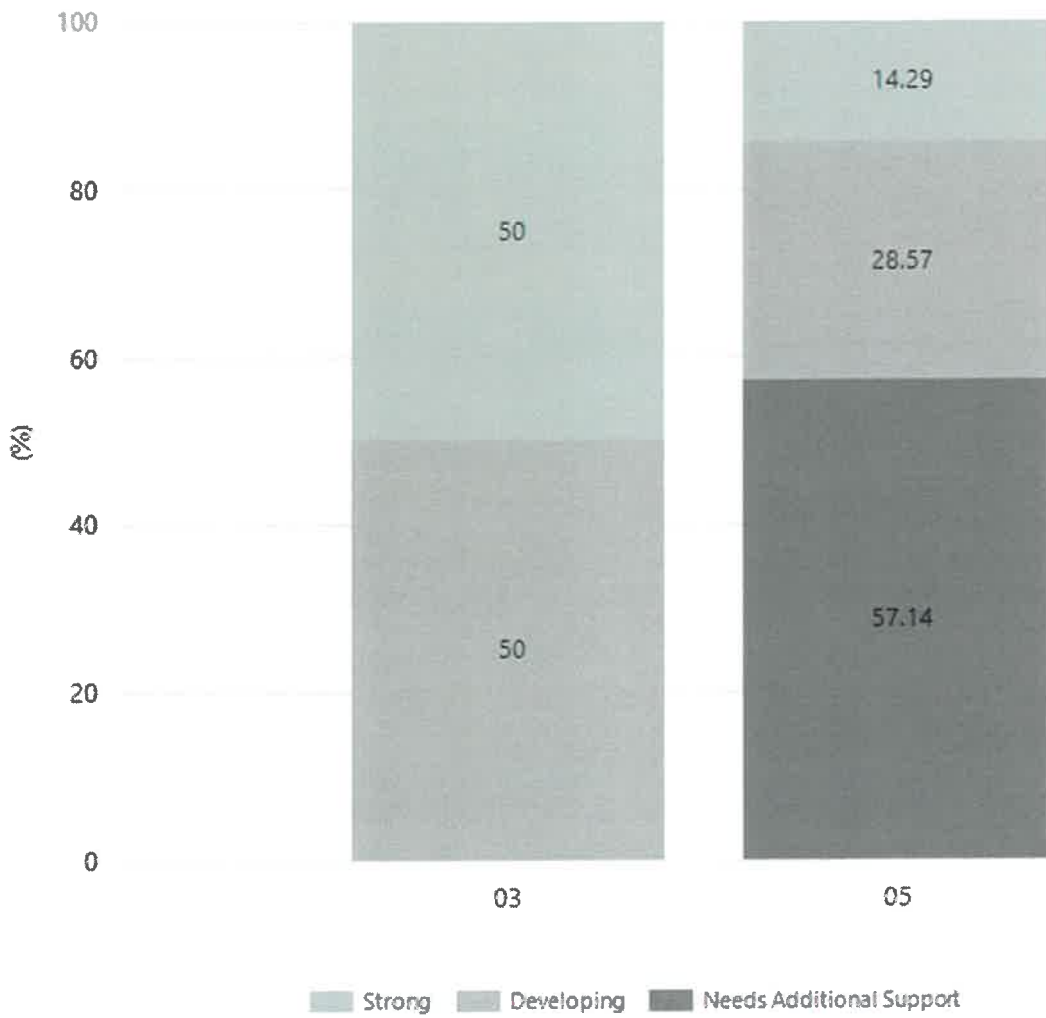
Reading



| Year Level | 03 | 05 |
|--------------------------|----|----|
| Exceeding | 1 | |
| Strong | | 3 |
| Developing | | 2 |
| Needs Additional Support | 1 | 2 |
| Total | 2 | 7 |

Data Source: Department for Education Assessment Data Holdings, 2023. When there are less than six students in a cohort, no data is supplied. Only data for Aboriginal learners is displayed.


Writing



| Year Level | 03 | 05 |
|--------------------------|----|----|
| Strong | 1 | 1 |
| Developing | 1 | 2 |
| Needs Additional Support | | 4 |
| Total | 2 | 7 |

Data Source: Department for Education Assessment Data Holdings, 2023. When there are less than six students in a cohort, no data is supplied. Only data for Aboriginal learners is displayed.

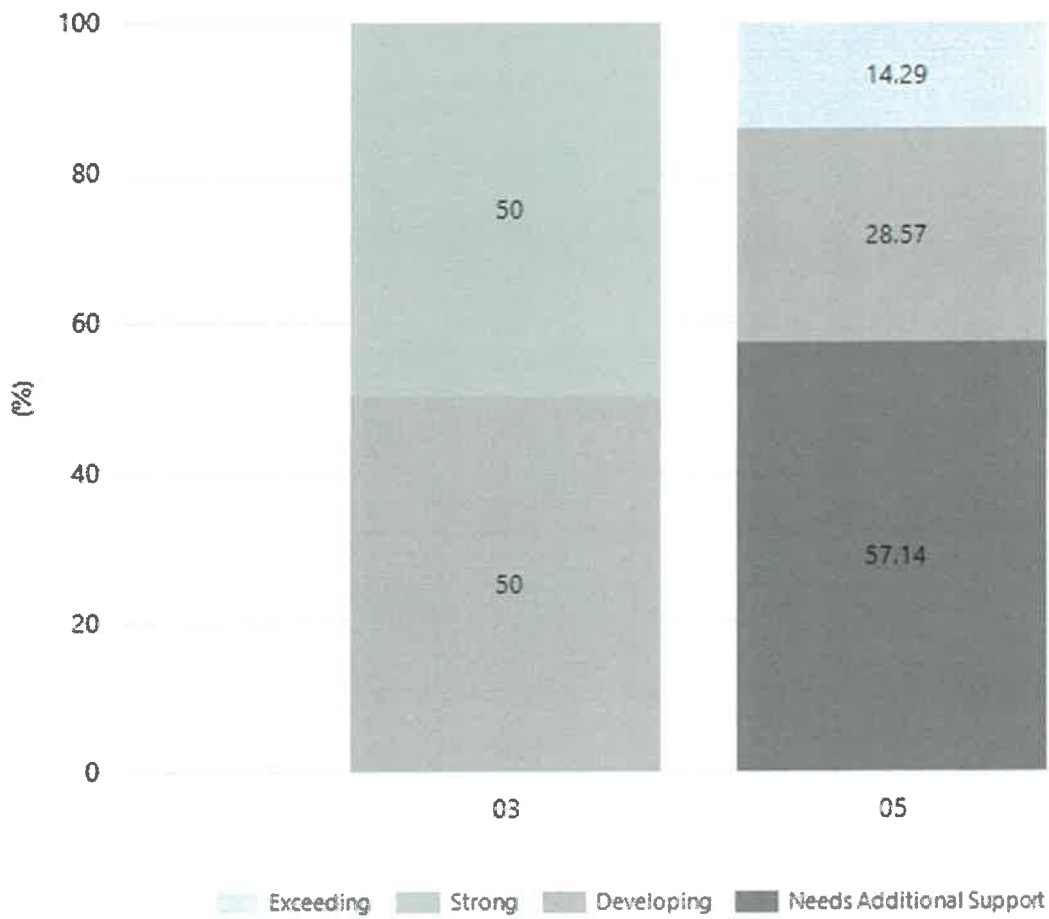
Grammar



| Year Level | 03 | 05 |
|--------------------------|----|----|
| Strong | | 2 |
| Developing | 1 | 1 |
| Needs Additional Support | 1 | 4 |
| Total | 2 | 7 |

Data Source: Department for Education Assessment Data Holdings, 2023. When there are less than six students in a cohort, no data is supplied. Only data for Aboriginal learners is displayed.

Spelling



| Year Level | 03 | 05 |
|--------------------------|----|----|
| Exceeding | | 1 |
| Strong | 1 | |
| Developing | 1 | 2 |
| Needs Additional Support | | 4 |
| Total | 2 | 7 |

Data Source: Department for Education Assessment Data Holdings, 2023. When there are less than six students in a cohort, no data is supplied. Only data for Aboriginal learners is displayed.

Preschool Attendance

| | Term 1 | Term 2 | Term 3 | Term 4 |
|-------------|--------|--------|--------|--------|
| 2020 centre | 95.7% | 73.9% | 84.1% | 87.3% |
| 2021 centre | 86.7% | 89.4% | 86.3% | 87.4% |
| 2022 centre | 87.1% | 85% | 85.4% | 88.7% |
| 2023 centre | 89.1% | 82.2% | 79.9% | 84.1% |
| 2020 state | 89.1% | 81.8% | 84.6% | 85.8% |
| 2021 state | 87.3% | 85.3% | 87.1% | 84.5% |
| 2022 state | 83.6% | 77.6% | 77.9% | 77.8% |
| 2023 state | 85.4% | 82.9% | 83.4% | 81.4% |

Based on attendances recorded in the two-week reference period each term. Data for eligible enrolments as described in the department's Enrolment policy. Attendance rates may differ to previous reporting with the transfer from calculations based on deemed attendance to actual attendance using booked hours divided by attended hours. Data Source: Department for Education Attendance Data, Semester 1 Report 2023. A blank cell indicates there were no students enrolled.

Note: Term 2 2020 data may not be available for all preschools.

School Attendance

| Year Level | 2021 | 2022 | 2023 |
|---------------|-------|-------|-------|
| Reception | 69.9% | 87.3% | 87.2% |
| Year 01 | 67.2% | 84.0% | 89.8% |
| Year 02 | 73.2% | 82.7% | 87.6% |
| Year 03 | 59.4% | 81.0% | 88.1% |
| Year 04 | 75.4% | 75.7% | 86.9% |
| Year 05 | 73.3% | 83.7% | 82.7% |
| Year 06 | 75.3% | 74.4% | 85.6% |
| Year 07 | 88.3% | | |
| Primary Other | | 71.6% | |
| Total | 71.6% | 82.0% | 87.0% |

Data Source: Department for Education Attendance Data, Semester 1 Report 2023. A blank cell indicates there were no students enrolled. 'Primary Other' includes students enrolled in specialised education options. 'Secondary Other' includes students who have already spent a year at Year 12 and elected to undertake further study at Year 12.

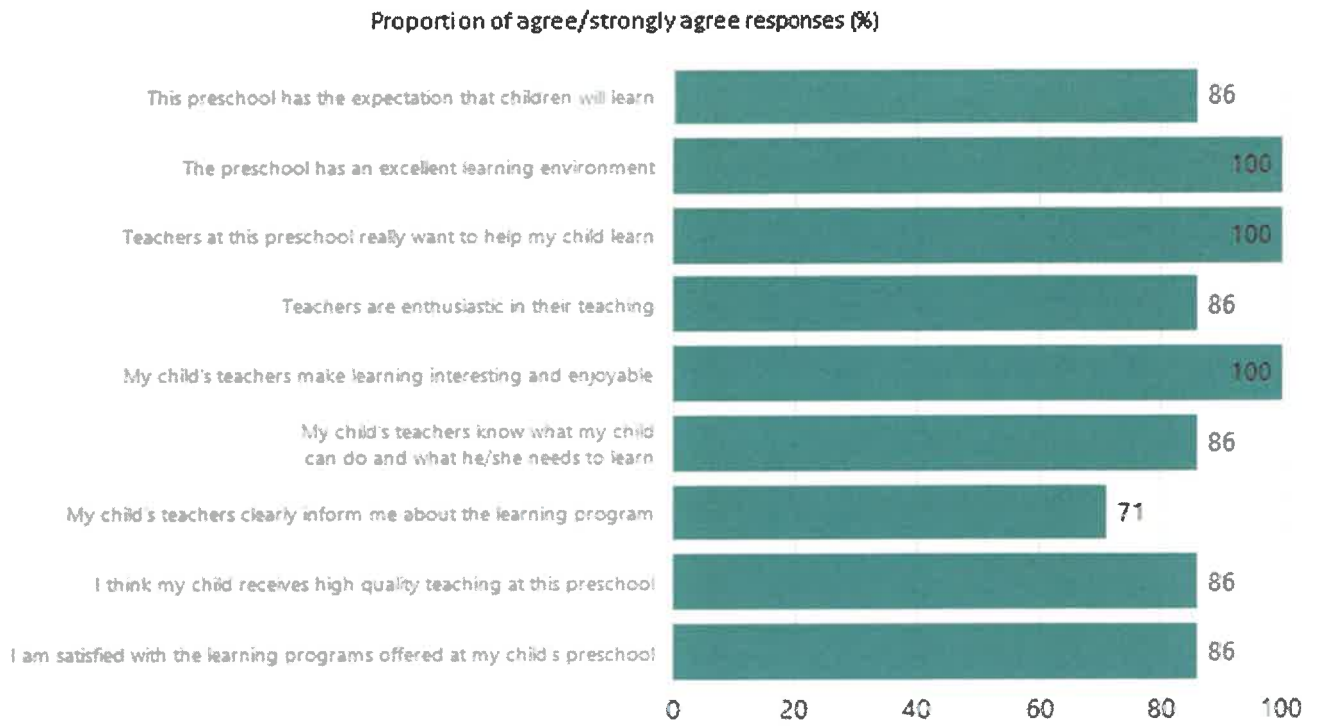
Attendance Comment

In South Australia, preschool attendance is not compulsory, but it is strongly encouraged. Preschool gives children the best opportunity to develop skills, which prepare them for school. These benefits include establishing positive routines and habits, friendships and connections as well as developing communication, problem-solving and creative skills. All children are entitled to access a preschool program over 4 terms the year before they start school.

In South Australia, all children and young people must be in school from 6 years to 16 years old. They must attend a government or non-government school full time. From age 16 to 17 however, young people must attend school or an approved learning program (such as an apprenticeship, traineeship, accredited course or university). Schools and parents must encourage and support students to come to school every day. Parents and caregivers must make sure their child is enrolled in a school, and attends school all day and everyday it is open, unless a child is sick or has an approved exemption. Teachers and leaders actively follow up when a student misses school, including recording all absences and non-attendance. All schools in South Australia have local attendance procedures governed under the Education and Children's Services Regulations 2020.

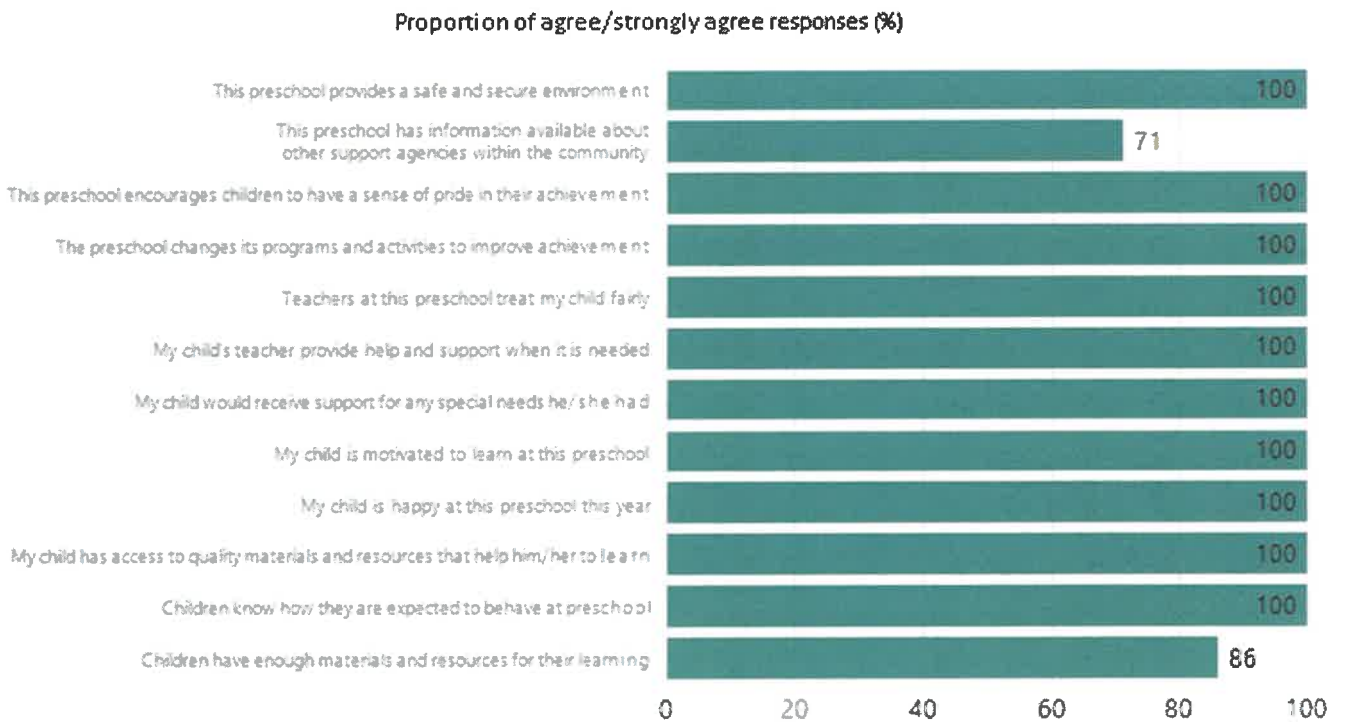
Preschool Family Opinion Survey

Quality of Teaching and Learning



Data Source: 2023 Department for Education Preschool Family Opinions Survey, Term 3 2023.

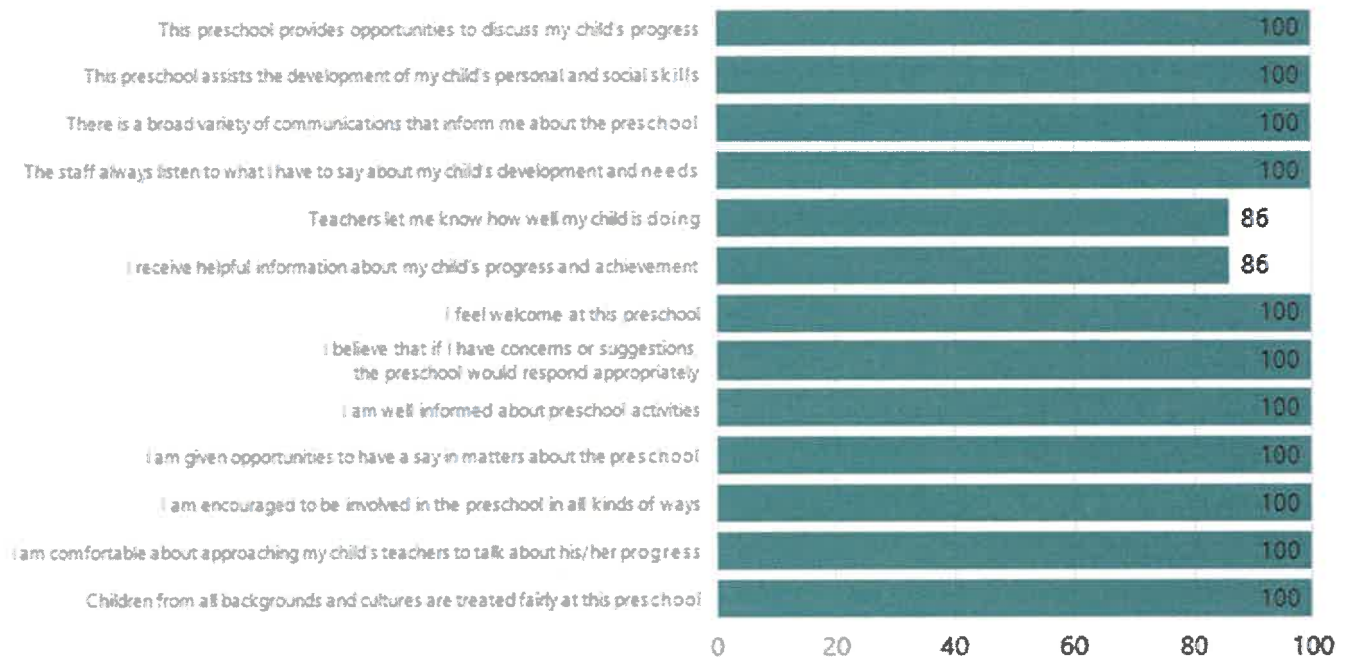
Support of Learning



Data Source: 2023 Department for Education Preschool Family Opinions Survey, Term 3 2023.

Relationships and Communication

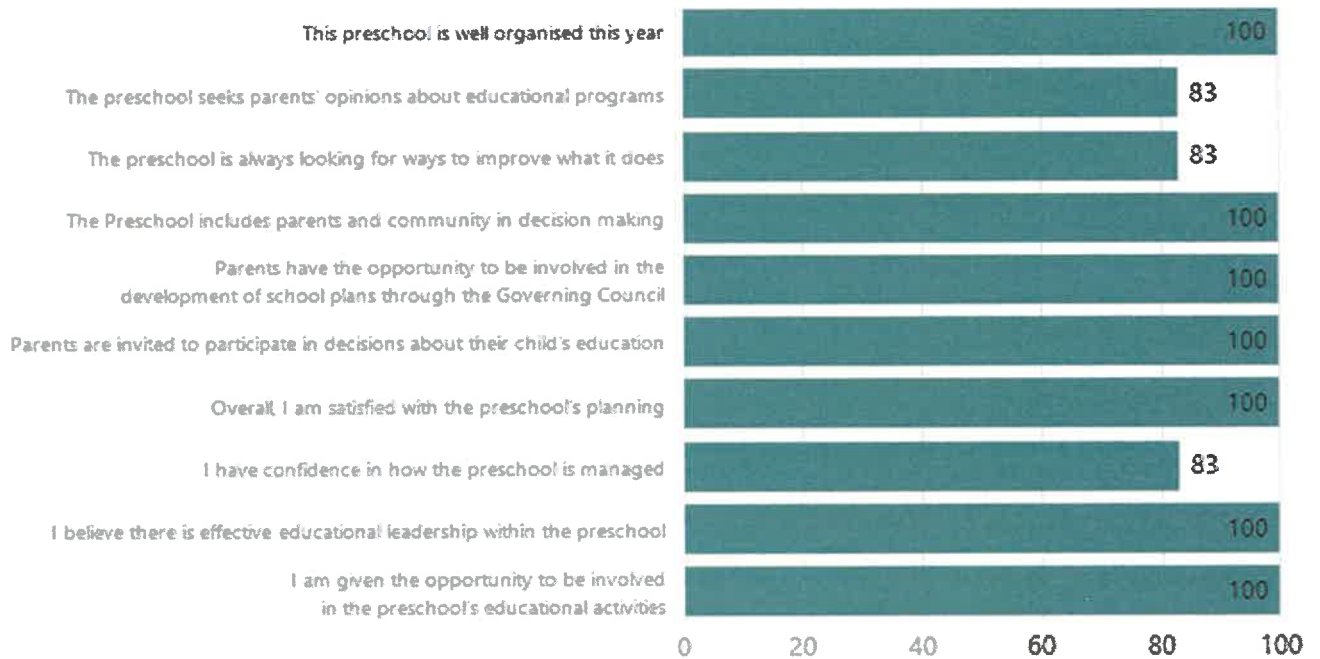
Proportion of agree/strongly agree responses (%)



Data Source: 2023 Department for Education Preschool Family Opinions Survey, Term 3 2023.

Leadership and Decision Making

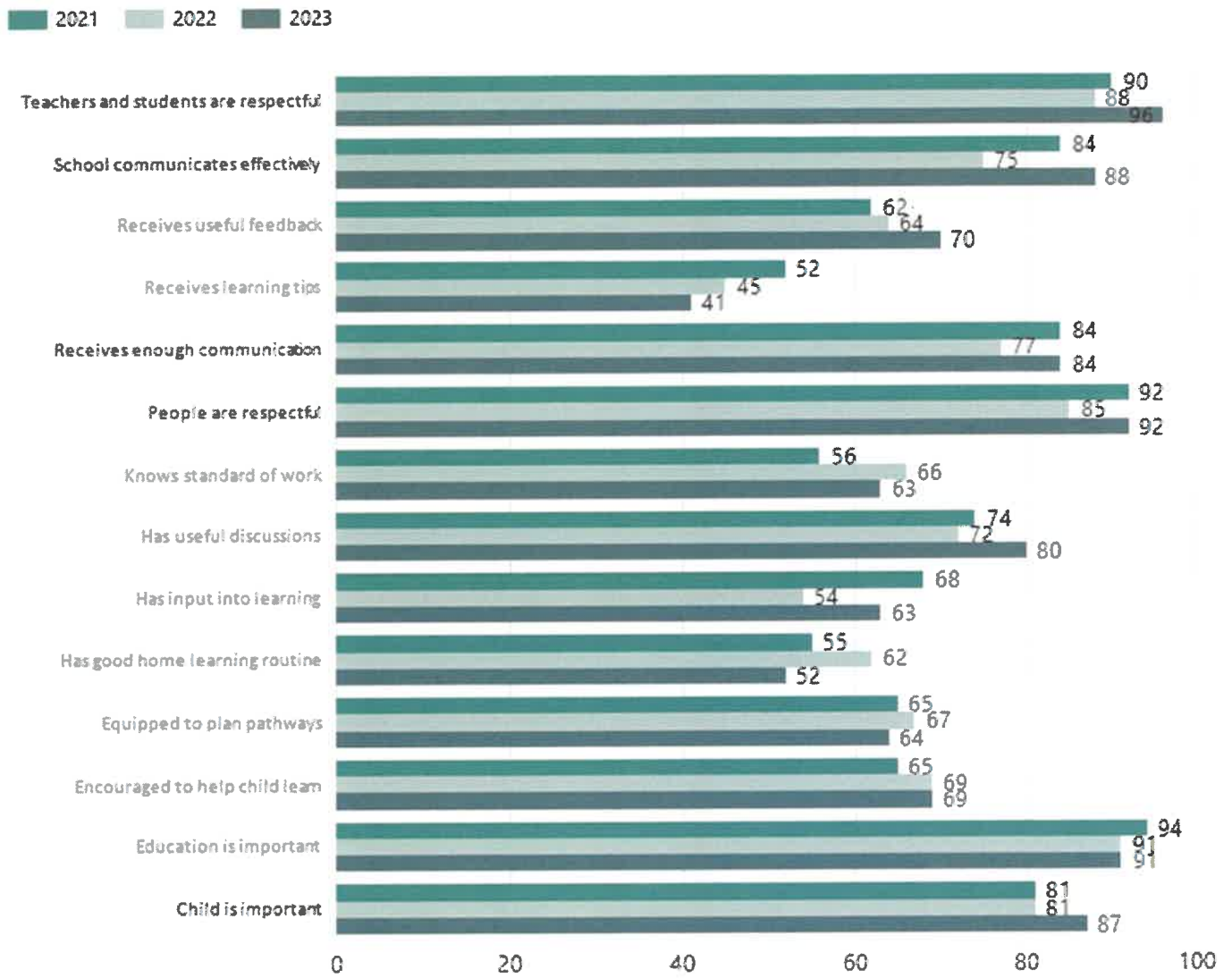
Proportion of agree/strongly agree responses (%)



Data Source: 2023 Department for Education Preschool Family Opinions Survey, Term 3 2023.

Parent Opinion Survey Results

Proportion of agree/strongly agree response(%)



Data Source: 2023 Department for Education Parent Opinions Survey, Term 3 2023.

Destination Schools

| Feeder Schools (Site number - Name) | 2021 | 2022 | 2023 |
|--|-------|-------|-------|
| 0202 - Alberton Primary School | 82.0% | 87.8% | 55.2% |
| 9069 - Mount Carmel College - Primary Campus | 4.0% | | 7.5% |
| 9999 - Unknown | 6.0% | 4.9% | 29.9% |

Note: The data is collected in term 3. It does not reflect actual schools enrolled in by existing preschool children. A blank cell indicates there was no data for students enrolled.

Data Source: Department for Education Destination Data Report, 2023.

Intended Destination

| Leave Reason | Number | % |
|--|--------|-------|
| EX - EXEMPTION | 2 | 12.0% |
| NG - ATTENDING NON-GOV SCHOOL IN SA | 4 | 24.0% |
| TG - TRANSFERRED TO SA GOVERNMENT SCHOOL | 11 | 65.0% |

Data Source: Department for Education Destination Data Report, 2023. Data extract term 3 2023. Data shows recorded destinations for students that left the school in the previous year. Data is uploaded by schools in term 3 and may not reflect final or total figures at time of report creation.

Highest Qualifications held by the teaching workforce and workforce composition

All teachers at this school are qualified and registered with the SA Teachers Registration Board.

| Qualification Level | Number of Qualifications |
|--------------------------------|--------------------------|
| Bachelor's degrees or Diplomas | 19 |
| Postgraduate Qualifications | 5 |

Data Source: Data extracted from Mandatory Workforce Information Collections as on the last pay date of June 2023. As self-reported by staff in the system.

Please note: Data includes staff who are Actively employed and on extended paid leave. Please note only the highest qualification of the Teaching staff is reported. Excludes any number of other certifications earned.

Workforce composition including indigenous staff

| | Teaching Staff | | Non-Teaching Staff | |
|----------------------|----------------|----------------|--------------------|----------------|
| | Indigenous | Non-Indigenous | Indigenous | Non-Indigenous |
| Full-Time Equivalent | 0.0 | 21.4 | 1.0 | 8.5 |
| Persons | 0.0 | 24.0 | 1.0 | 15.0 |

Data Source: Data extracted from Mandatory Workforce Information Collection as on the last pay date of June 2023.

Please note: Data includes staff who are actively employed and on extended paid leave. "Indigenous category" is self-reported by staff in the system.

Financial Statement

| Funding Source | Amount |
|----------------------|------------|
| Grants: State | \$27000.00 |
| Grants: Commonwealth | \$42200.00 |
| Parent Contributions | \$73964.75 |
| Fund Raising | \$5100.00 |
| Other | \$9108.18 |

Data Source: School supplied data.

Governing Council Chairperson Report

In 2023 I had the opportunity to continue in the role as Chairperson of the Governing Council.

I now have 1 child remaining at Alberton with the eldest daughters all being at high school. I am looking forward to continuing my involvement with the GC again this year in whatever capacity new and remaining members see fit.

Looking back and reflecting on 2023 there were many highlights such as:

- Sports Day
- Festival of music (Entertainment Centre)
- Specialist Art Exhibition
- Colour Fun Run
- Pizza and movie night
- Trees for Good Project
- Performing Arts Show Case
- Yr 6 Graduation
- SAPSASA
- Special Persons Stalls
- Student led fundraising events
- School Tours for new families

The above celebrations and events were well attended and strongly supported by the APS families and wider community. This gives us great confidence and holds us in great stead for the upcoming year.

The school leadership team, teachers and GC continued to build and strengthen our relationship with our local and state elected representatives. The member for Cheltenham, the Hon Joe Sckzacs, and the Mayor of Port Adelaide Enfield Council, Claire Boan continue their wonderful support of APS with local government and council initiatives.

In 2024, the GC will continue to develop and utilise our community sub committees to help unite families and the community at large. Our Community Development have worked tirelessly to provide opportunities for parent/community engagement, along with outstanding contributions from school staff with the management of Playgroup.

A highlight of our Governing Council meetings was having Bailey and Kalani attend to address us as leaders of the Children's Parliament. It was great hearing updates on their ministries: Environmental Affairs, ATSI Nations, Education, Finance, Sports, Diversity, Community Affairs and Public Relations. They both showed great poise and should be proud of their efforts in this regard. A special mention to Mirra and Veronica who also supported Mr Jarrad with school tours, along with Bailey and Kalani.

I am sure the new Children's Parliament members for 2024 will bond quickly and take to the task admirably.

I look forward to welcoming new families to the school and seeing new members being involved with the Governing Council for 2024.

Sincerely
Steve Halls
2023 Governing Council Chairperson