



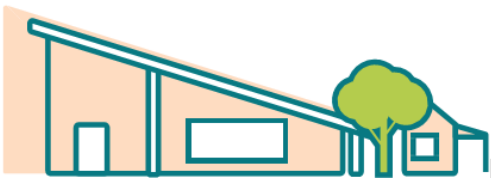
**CRAIGMORE SOUTH**  
**PRIMARY SCHOOL**

Learners today, leaders tomorrow

2023

Annual Report

*Collaboration*   *Diversity*   *Integrity*   *Responsibility*   *Respect*



2023 annual report to the Community

# Craigmore South Primary School

Craigmore South Primary School number: 1449

Partnership: Uleybury



School principal:

Bec Jamieson

*Bec Jamieson*

Date of endorsement:

04/02/2024



# Context Statement

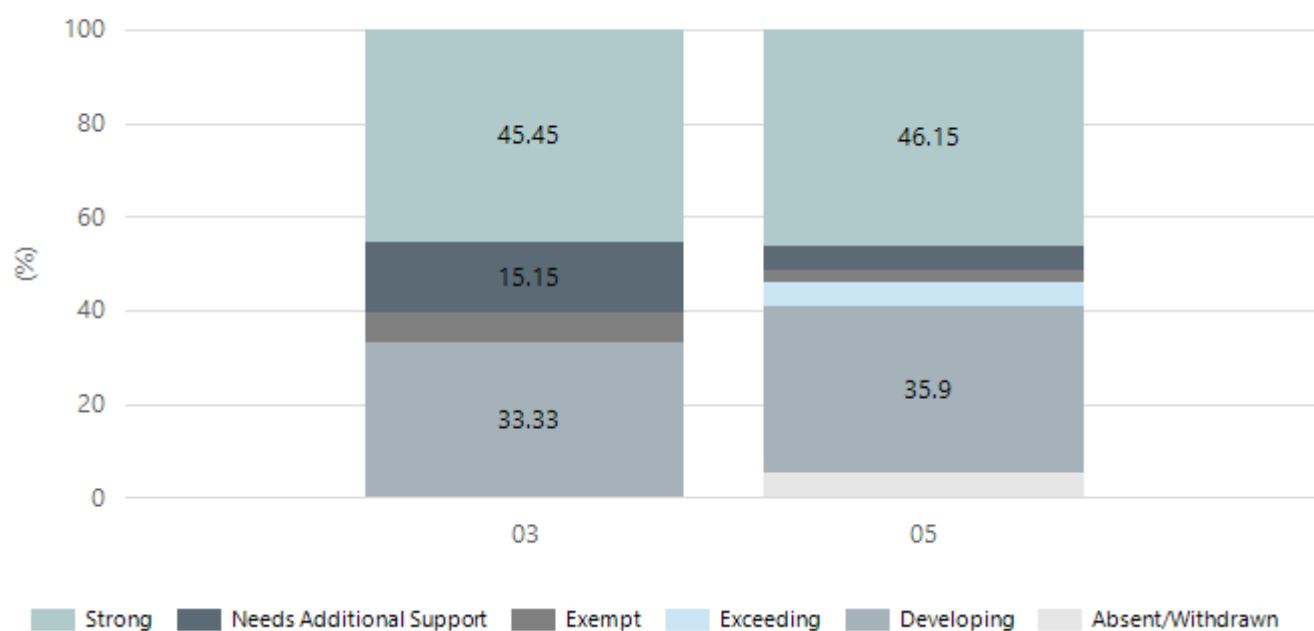
Craigmore South Primary School caters for students from R-6. At the time of this report, the enrolment in 2023 is 243. Craigmore South Primary School is classified as Category 2 on the Department for Education Index of Educational Disadvantage. At the time of this report, the school population includes 11% Aboriginal students, 9% students with disabilities, 5% students with English as an additional language or dialect (EALD) funded background, 2% children/young people in care. Further information about the school is available on the school's website (including its context statement), as well as the My School website.

## Performance Summary

### NAPLAN Proficiency

In 2023, the Australian Curriculum, Assessment and Reporting Authority (ACARA) - a Commonwealth Independent statutory authority - announced changes to NAPLAN performance reporting. This new way of reporting by ACARA that NAPLAN results from 2023 will not be comparable to previous years. The new approach replaces the previous numerical NAPLAN bands and the national minimum standard.

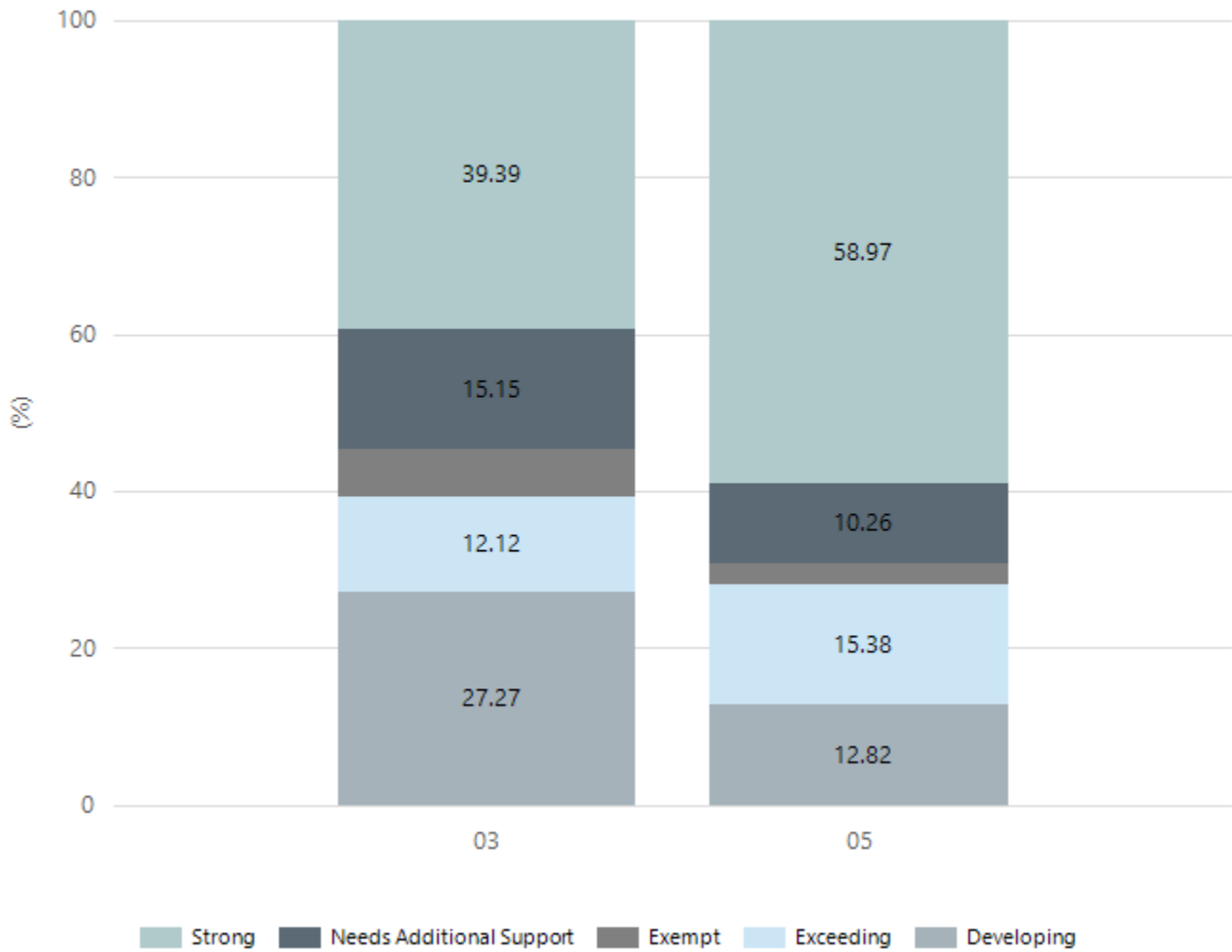
#### Numeracy



Year Level	03	05
Strong	15	18
Exceeding		2
Developing	11	14
Needs Additional Support	5	2
Absent/Withdrawn		2
Exempt	2	1
Total	33	39

Data Source: Department for Education Assessment Data Holdings, 2023. When there are less than six students in a cohort, no data is supplied.

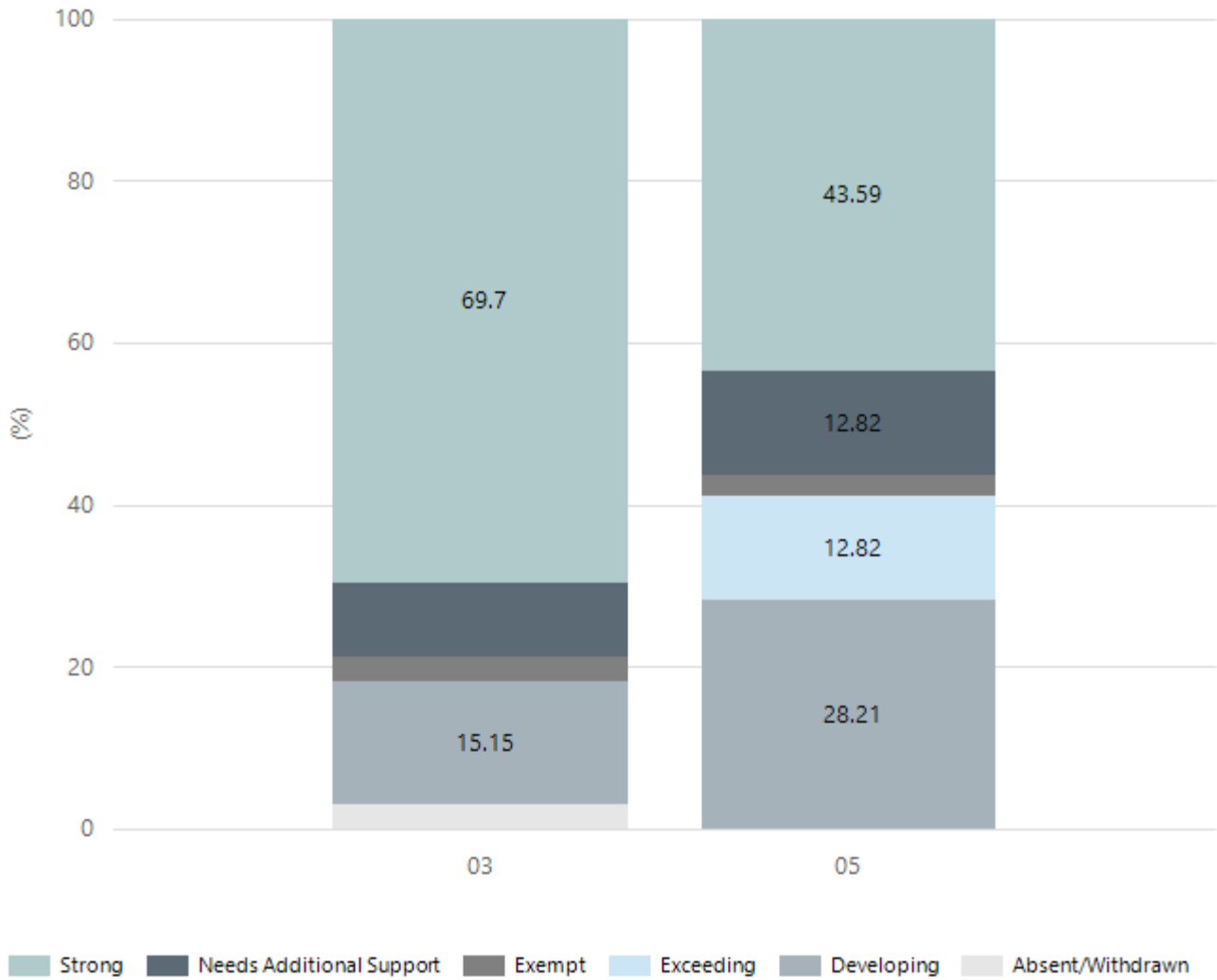
## Reading



Year Level	03	05
Exceeding	4	6
Strong	13	23
Developing	9	5
Needs Additional Support	5	4
Exempt	2	1
Total	33	39

Data Source: Department for Education Assessment Data Holdings, 2023. When there are less than six students in a cohort, no data is supplied.

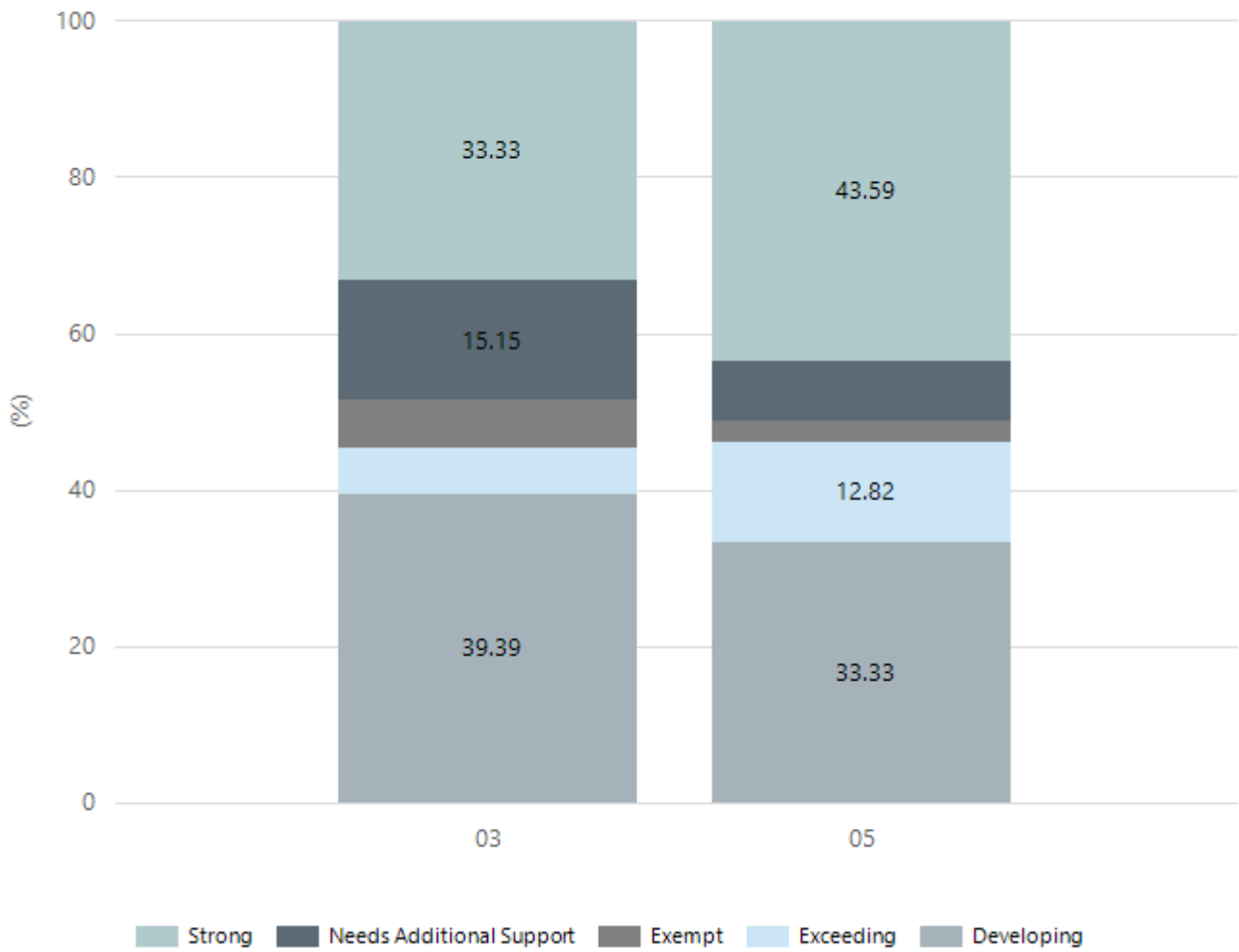
## Writing



Year Level	03	05
Strong	23	17
Needs Additional Support	3	5
Absent/Withdrawn	1	
Exceeding		5
Developing	5	11
Exempt	1	1
Total	33	39

Data Source: Department for Education Assessment Data Holdings, 2023. When there are less than six students in a cohort, no data is supplied.

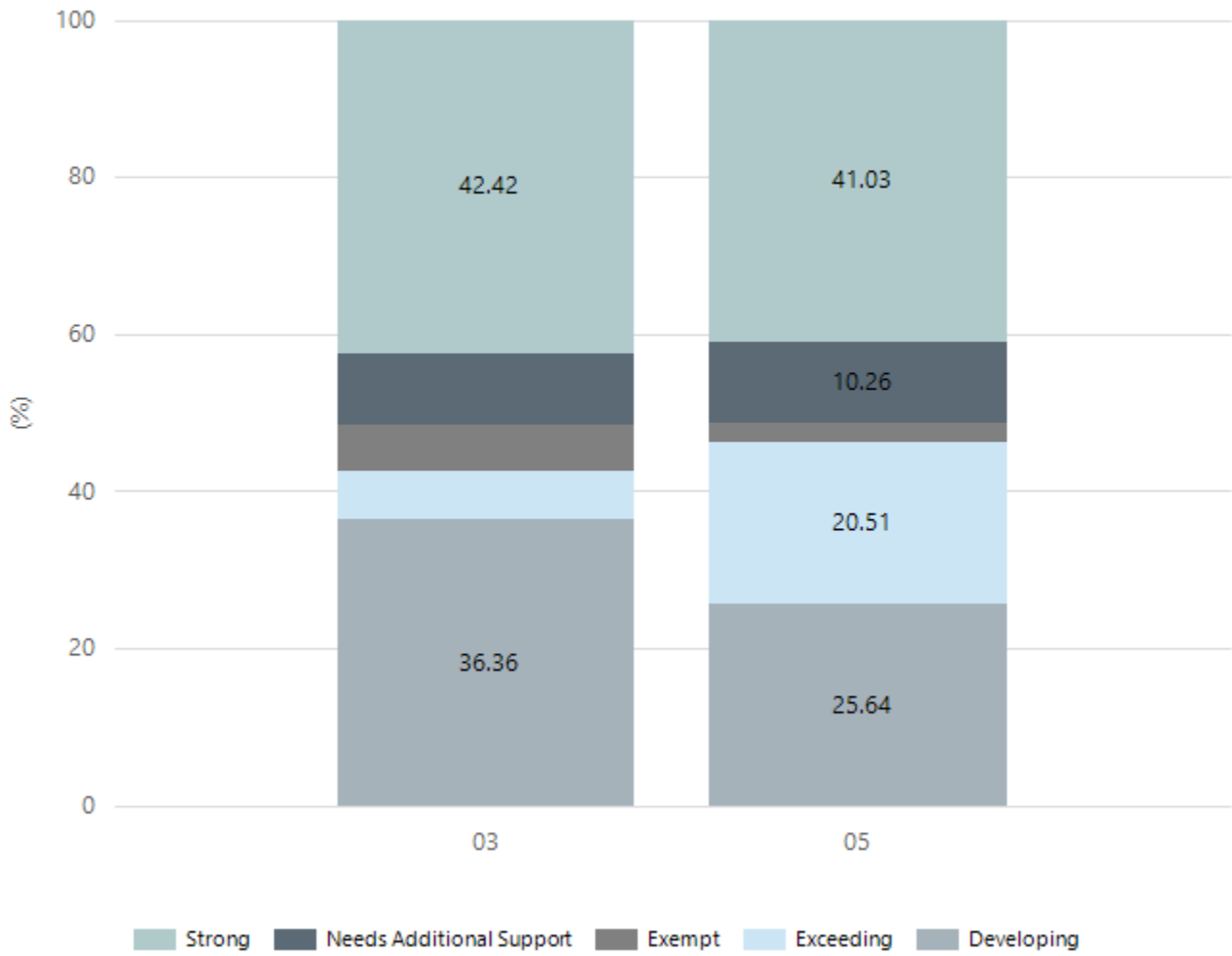
## Grammar



Year Level	03	05
Exceeding	2	5
Strong	11	17
Developing	13	13
Needs Additional Support	5	3
Exempt	2	1
Total	33	39

Data Source: Department for Education Assessment Data Holdings, 2023. When there are less than six students in a cohort, no data is supplied.

## Spelling

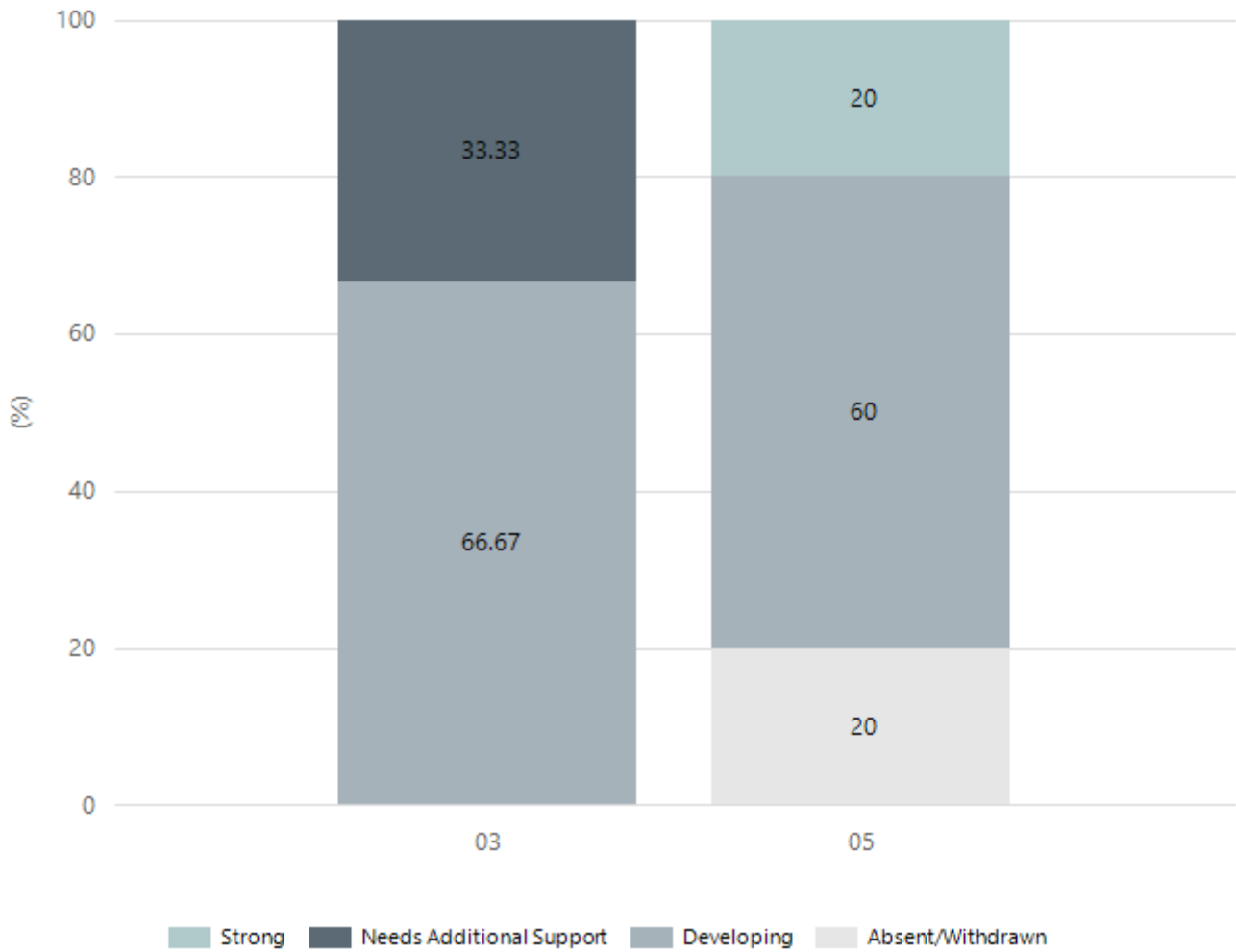


Year Level	03	05
Exceeding	2	8
Strong	14	16
Needs Additional Support	3	4
Developing	12	10
Exempt	2	1
Total	33	39

Data Source: Department for Education Assessment Data Holdings, 2023. When there are less than six students in a cohort, no data is supplied.

# NAPLAN Proficiency - Aboriginal Learners

## Numeracy

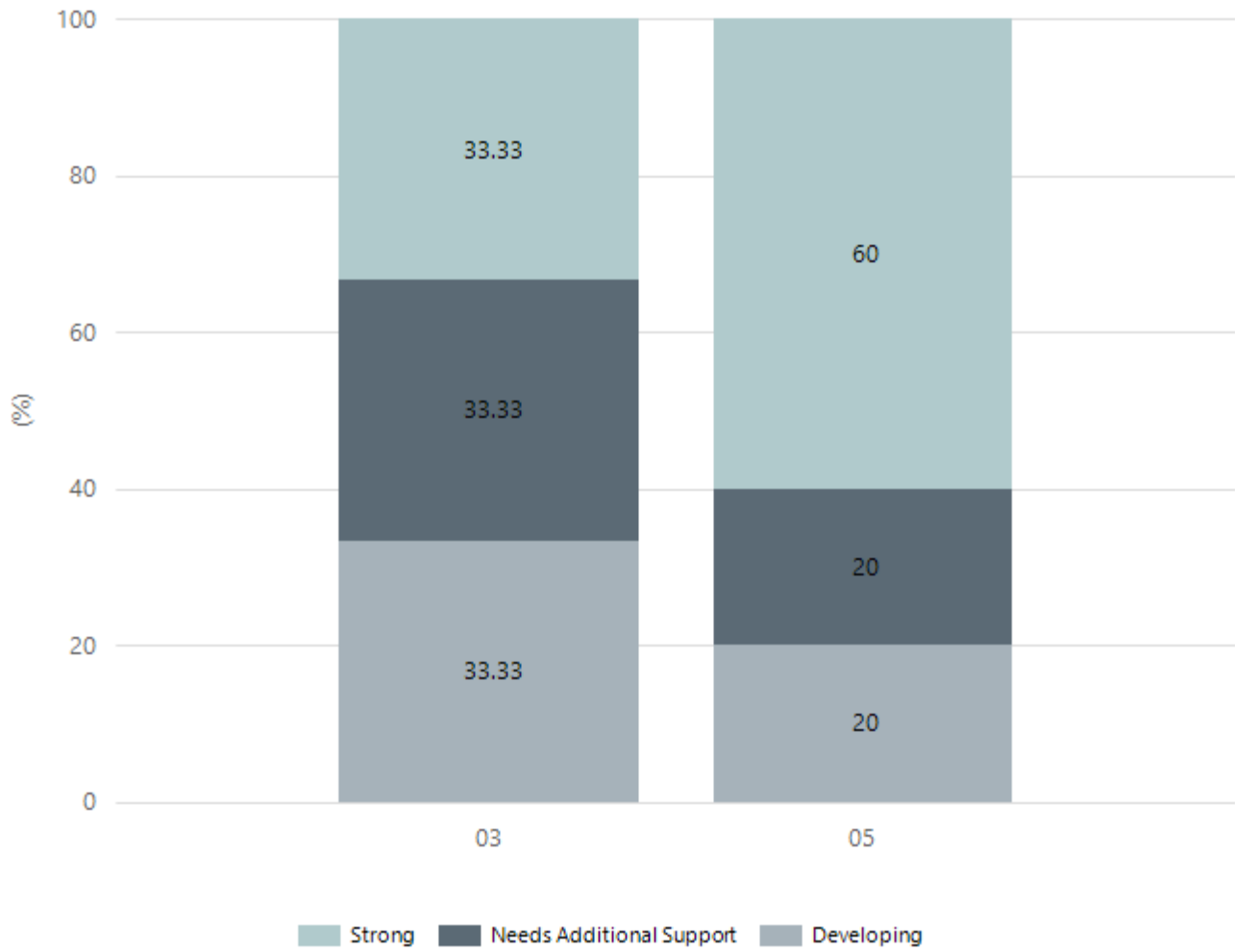


Year Level	03	05
Developing	2	3
Needs Additional Support	1	
Strong		1
Absent/Withdrawn		1
Total	3	5

Data Source: Department for Education Assessment Data Holdings, 2023. When there are less than six students in a cohort, no data is supplied. Only data for Aboriginal learners is displayed.



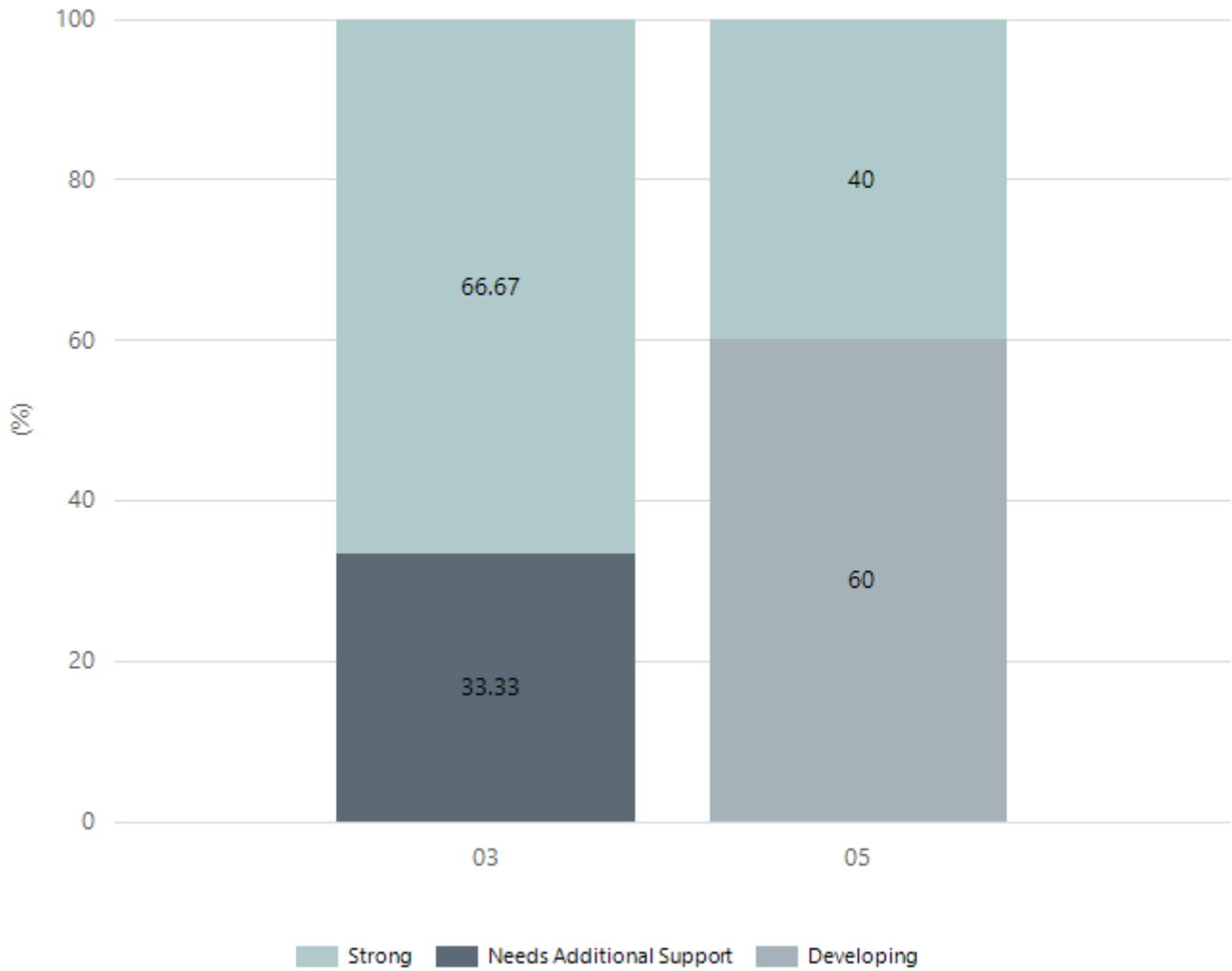
## Reading



Year Level	03	05
Strong	1	3
Developing	1	1
Needs Additional Support	1	1
Total	3	5

Data Source: Department for Education Assessment Data Holdings, 2023. When there are less than six students in a cohort, no data is supplied. Only data for Aboriginal learners is displayed.

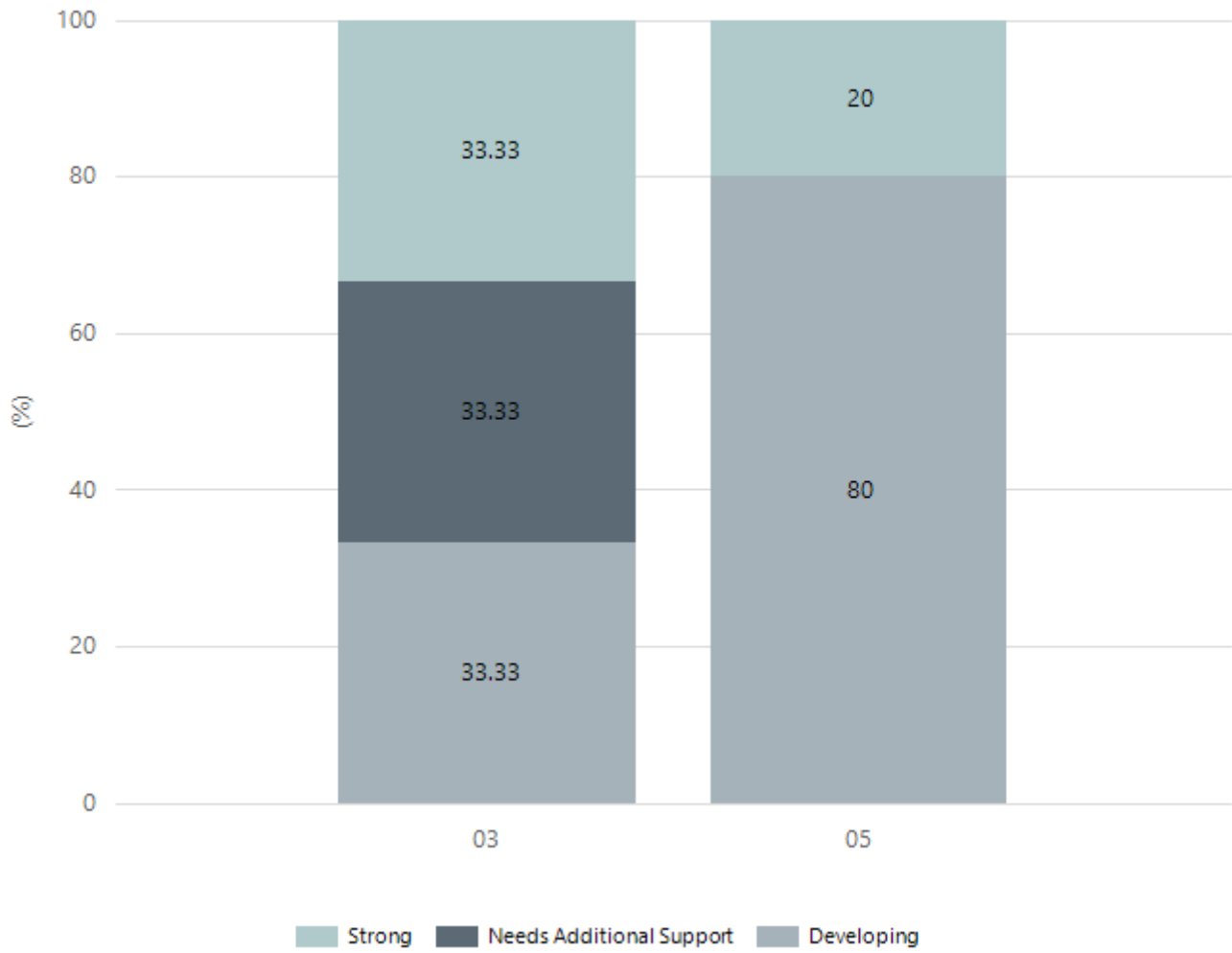
## Writing



Year Level	03	05
Needs Additional Support	1	
Strong	2	2
Developing		3
Total	3	5

Data Source: Department for Education Assessment Data Holdings, 2023. When there are less than six students in a cohort, no data is supplied. Only data for Aboriginal learners is displayed.

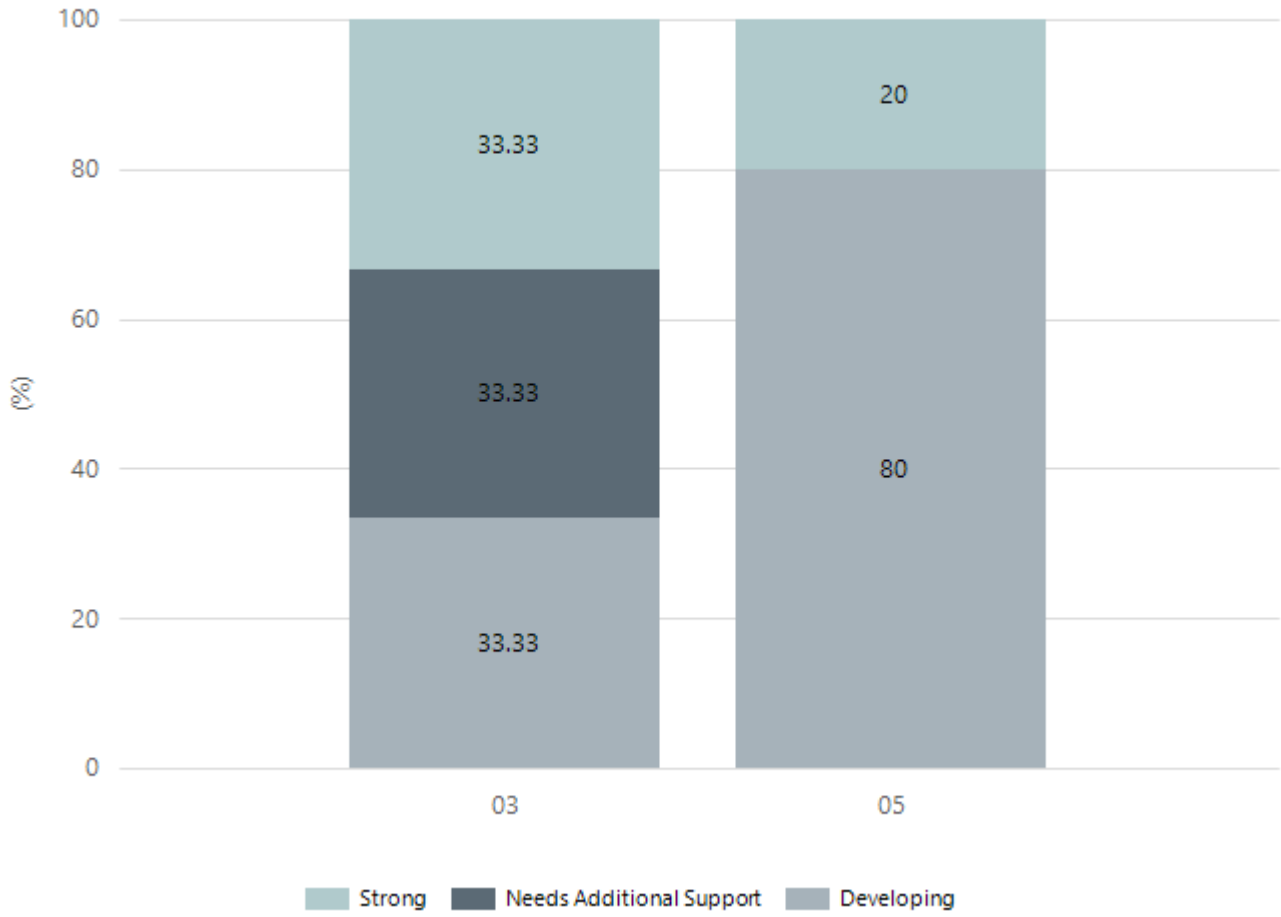
## Grammar



Year Level	03	05
Strong	1	1
Developing	1	4
Needs Additional Support	1	
Total	3	5

Data Source: Department for Education Assessment Data Holdings, 2023. When there are less than six students in a cohort, no data is supplied. Only data for Aboriginal learners is displayed.

## Spelling



Year Level	03	05
Strong	1	1
Developing	1	4
Needs Additional Support	1	
Total	3	5

Data Source: Department for Education Assessment Data Holdings, 2023. When there are less than six students in a cohort, no data is supplied. Only data for Aboriginal learners is displayed.

# School Attendance

Year Level	2021	2022	2023
Reception	89.9%	81.3%	87.7%
Year 01	86.8%	83.8%	85.3%
Year 02	86.7%	85.9%	85.9%
Year 03	87.7%	82.5%	88.1%
Year 04	85.1%	82.8%	83.2%
Year 05	86.3%	83.7%	84.4%
Year 06	89.8%	79.4%	85.8%
Year 07	79.6%		
Total	86.5%	82.8%	85.8%

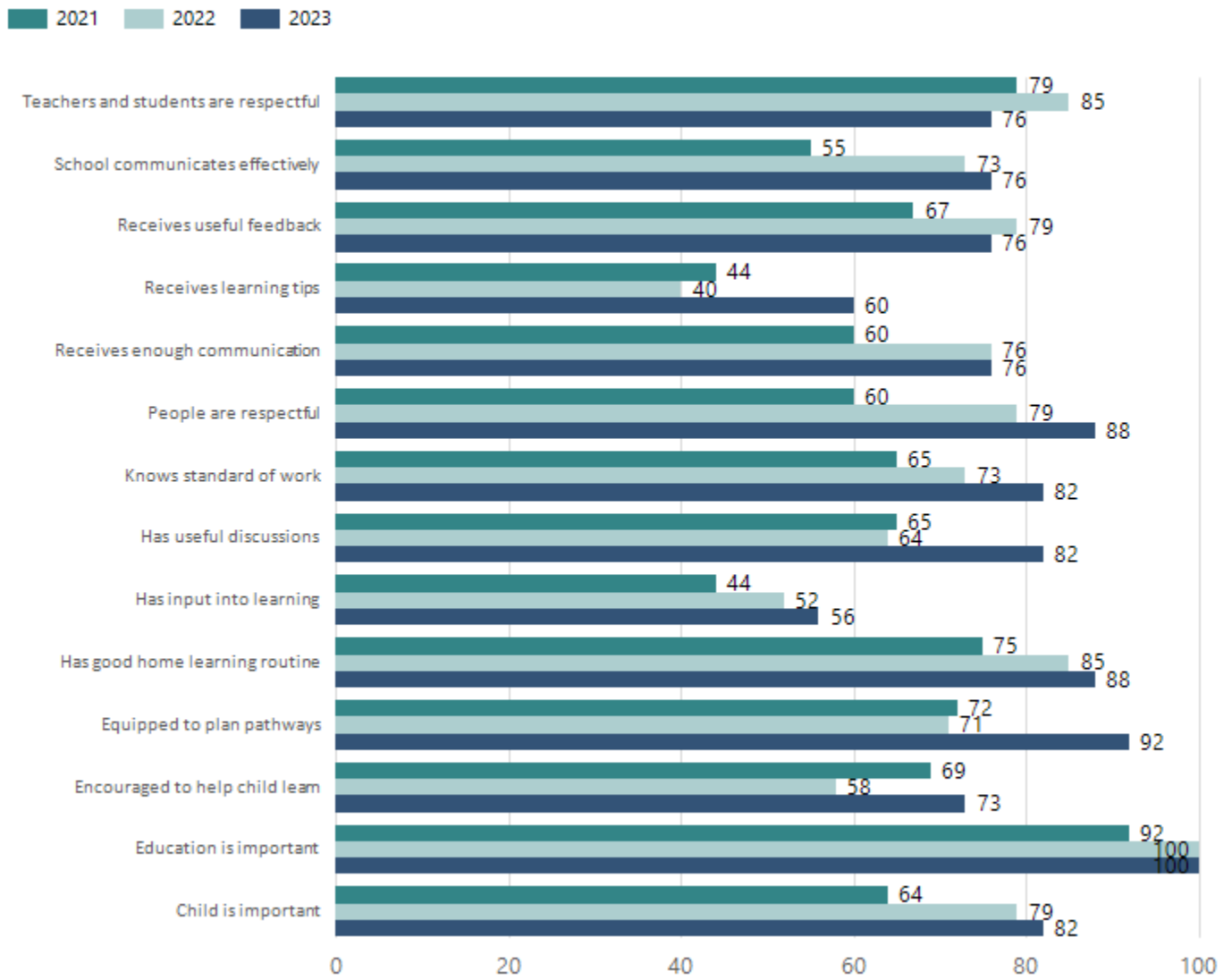
Data Source: Department for Education Attendance Data, Semester 1 Report 2023. A blank cell indicates there were no students enrolled. 'Primary Other' includes students enrolled in specialised education options. 'Secondary Other' includes students who have already spent a year at Year 12 and elected to undertake further study at Year 12.

## Attendance Comment

In South Australia, all children and young people must be in school from 6 years to 16 years old. They must attend a government or non-government school full time. From age 16 to 17 however, young people must attend school or an approved learning program (such as an apprenticeship, traineeship, accredited course or university). Schools and parents must encourage and support students to come to school every day. Parents and caregivers must make sure their child is enrolled in a school, and attends school all day and everyday it is open, unless a child is sick or has an approved exemption. Teachers and leaders actively follow up when a student misses school, including recording all absences and non-attendance. All schools in South Australia have local attendance procedures governed under the Education and Children's Services Regulations 2020.

# Parent Opinion Survey Results

Proportion of agree/strongly agree response(%)



Data Source: 2023 Department for Education Parent Opinions Survey, Term 3 2023.

## Intended Destination

Leave Reason	Number	%
NG - ATTENDING NON-GOV SCHOOL IN SA	3	14.0%
NS - LEFT SA FOR NSW	2	10.0%
QL - LEFT SA FOR QLD	1	5.0%
TG - TRANSFERRED TO SA GOVERNMENT SCHOOL	11	52.0%
VI - LEFT SA FOR VIC	4	19.0%

Data Source: Department for Education Destination Data Report, 2023. Data extract term 3 2023. Data shows recorded destinations for students that left the school in the previous year. Data is uploaded by schools in term 3 and may not reflect final or total figures at time of report creation.

# Highest Qualifications held by the teaching workforce and workforce composition

All teachers at this school are qualified and registered with the SA Teachers Registration Board.

Qualification Level	Number of Qualifications
Bachelor's degrees or Diplomas	18
Postgraduate Qualifications	4

Data Source: Data extracted from Mandatory Workforce Information Collections as on the last pay date of June 2023. As self-reported by staff in the system.

Please note: Data includes staff who are Actively employed and on extended paid leave. Please note only the highest qualification of the Teaching staff is reported. Excludes any number of other certifications earned.

## Workforce composition including indigenous staff

	Teaching Staff		Non-Teaching Staff	
	Indigenous	Non-Indigenous	Indigenous	Non-Indigenous
Full-Time Equivalents	0.8	20.6	0.5	11.9
Persons	1.0	21.0	1.0	15.0

Data Source: Data extracted from Mandatory Workforce Information Collection as on the last pay date of June 2023.

Please note: Data includes staff who are actively employed and on extended paid leave. "Indigenous category" is self-reported by staff in the system.

## Financial Statement

Funding Source	Amount
Grants: State	\$3569074.44
Grants: Commonwealth	\$2200
Parent Contributions	\$67179.76
Fund Raising	\$19225.95
Other	\$26832.59

Data Source: School supplied data.



## Governing Council Report

2023 was a successful year for Craigmore South Primary School with school processes resuming to normality after the many interruptions from COVID-19. Enrolments are steady with enrolment numbers being slightly up compared to 2022. Collectively, there were 252 enrolments at Craigmore South in 2023. Attendance remained a focus throughout 2023.

With restrictions easing, we have been able to engage more with our wider community, which is something we are aiming to continue building on in 2024.

We were pleased that family members were able to attend our school's Sports Day, End of Year Concert as well as the year 6 graduation ceremony. Thank you to all staff for their planning and resilience to ensure our wider community was able to engage in our special events.

In 2023, our active governing council members helped cover the roles of fundraising committee members for our all-important Mothers and Father's day stalls. Between the two stalls, \$1805.54 was raised. The Craigmore Community Market also donated \$4,280.00 to help support all families to lower costs for excursions and off site events.

Members met as a group twice a term in 2023, on a Monday afternoon prior to the end of the school day.

An OSHC program continues to operate on the school campus providing before and after school care as well as a holiday program. The YMCA, who report to the school council on regular intervals, runs this.

I would like to thank the new members that joined our governing council committee in 2023 and thank our members who have been part of our committee for multiple years.

The council conducted a special cash raffle at the End of Year Concert, which proved to be very successful in raising much-needed funds for the ongoing learning tools required in this day and age. This raffle raised \$1,299.00

The canteen has continued to be very successful throughout 2023 and we would like to thank Miss Fiona and the volunteers for their support in keeping this valuable service running successfully during tough times.

I would like to thank all of our Governing Council members for their hard work and dedication in 2023 and I look forward to seeing both new and familiar faces next year.

Geoff Casbolt -Chair