



2024 annual report to the Community

Felixstow Primary School

Felixstow Primary School number: 1228

Partnership: Campbell



School principal:

Skye Van Heusden

Skye Van Heusden
signature

Date of endorsement:

20/06/2025



Government
of South Australia
Department for Education

Context Statement

Felixstow Primary School caters for students from R-6. At the time of this report, the enrolment in 2024 is 81. Felixstow Primary School is classified as Category 5 on the Department for Education Index of Educational Disadvantage. At the time of this report, the school population includes 5% Aboriginal students, 20% students with disabilities, 5% students with English as an additional language or dialect (EALD) funded background, 2% children/young people in care. Further information about the school is available on the school's website (including its context statement), as well as the My School website.

Data Source: Department for Education data holdings from Mid census captured in AUGUST 2024.

Governing Council Report

The Felixstow Primary School Governing Council had another successful year in 2024, *Rebuilding Community and Connections* was a primary focus for the council.

Key areas:

Fundraising, particularly for OSHC to remain viable. Thankfully, after much fundraising and increased numbers in attendance things are looking positive for the service. This will need to continue but it has boosted our spirits to see things moving in the right direction.

Uniforms, towards the end of last year the council had discussions around the benefits of making our uniform compulsory. Key reasons behind this were to increase visibility within the community as well as to foster a sense of community and belonging among our students. This idea was received positively by the families at the school and the new school uniform policy is in the process of being implemented as of first term 2025.

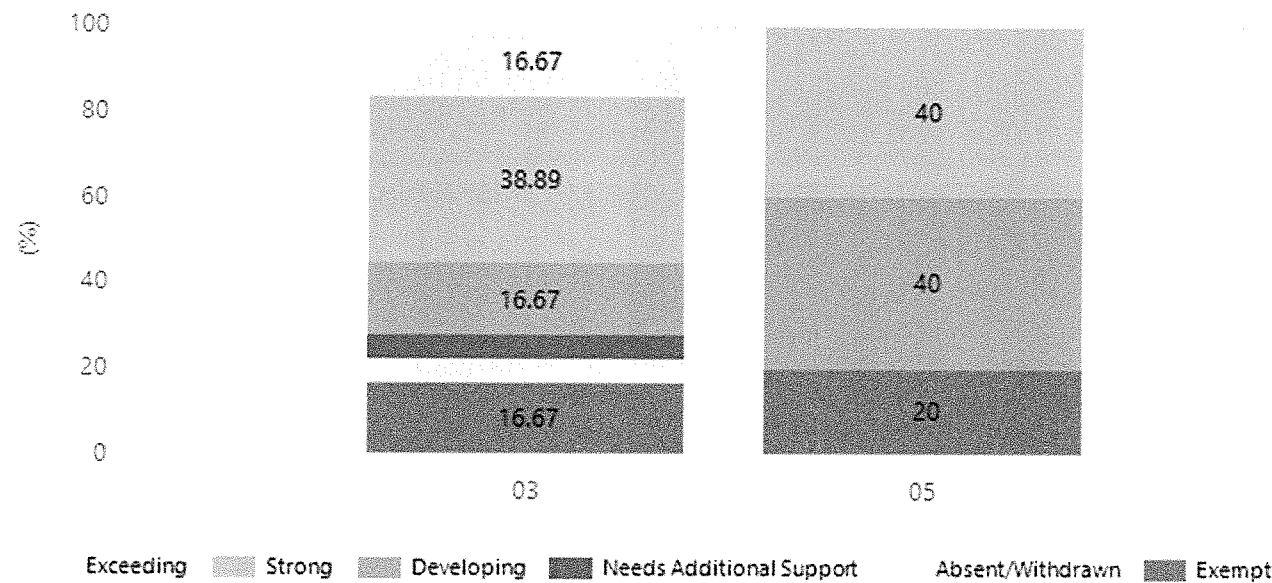
Traffic safety, The hard work of previous Governing Councils and staff finally bore fruit in the latter half of 2024 with the much needed verge upgrades in front of the school, promoting safe crossing of students and reduced speed of drivers. Over the summer break school zone signage was put up along Briar Road, hopefully this will make some difference to the traffic situation around our school.

Performance Summary

NAPLAN Proficiency

In 2023 the Australian Curriculum, Assessment and Reporting Authority (ACARA) - a Commonwealth Independent statutory authority - announced changes to NAPLAN performance reporting. The new approach replaces the previous numerical NAPLAN bands and the national minimum standard.

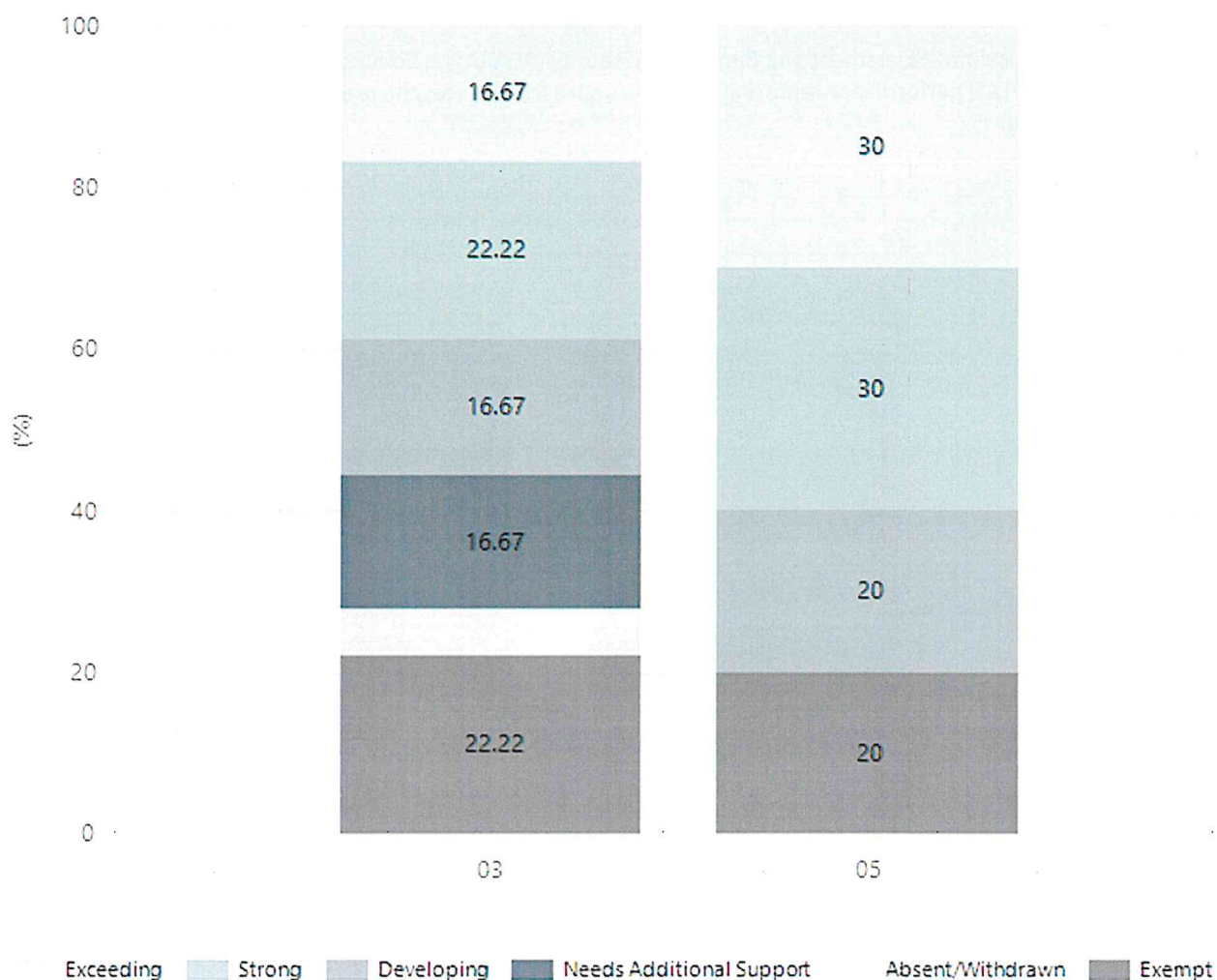
Numeracy



Year Level	03	05
Exceeding	3	
Strong	7	4
Developing	3	4
Needs Additional Support	1	
Absent/Withdrawn	1	
Exempt	3	2
Total	18	10

Data Source: Department for Education Assessment Data Holdings, 2024. If there are less than 6 students who sat NAPLAN in a school, no information will be shown. If a year level has less than 6 students, that year level will not be shown in NAPLAN results.

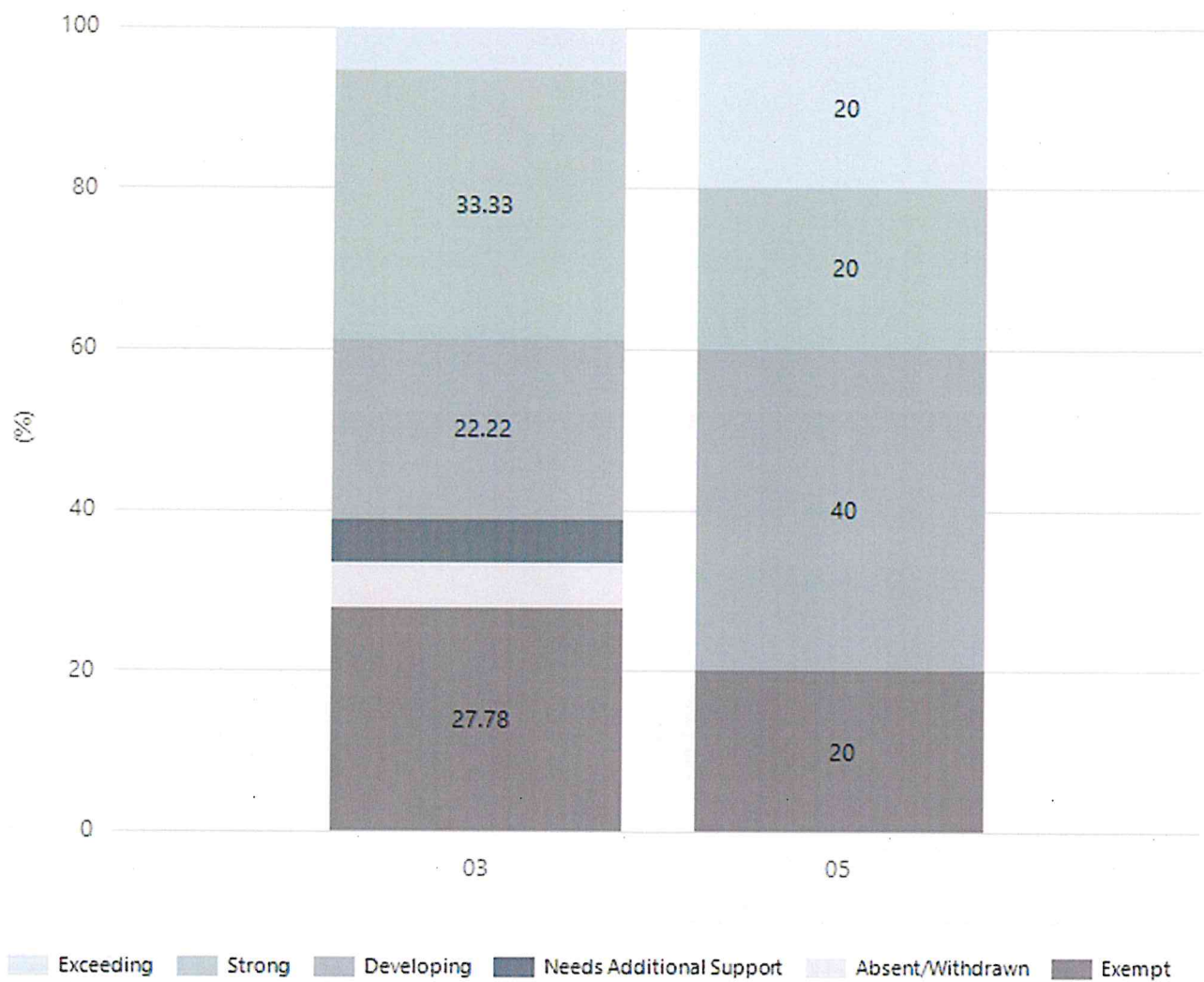
Reading



Year Level	03	05
Exceeding	3	3
Strong	4	3
Developing	3	2
Needs Additional Support	3	
Absent/Withdrawn	1	
Exempt	4	2
Total	18	10

Data Source: Department for Education Assessment Data Holdings, 2024. If there are less than 6 students who sat NAPLAN in a school, no information will be shown. If a year level has less than 6 students, that year level will not be shown in NAPLAN results.

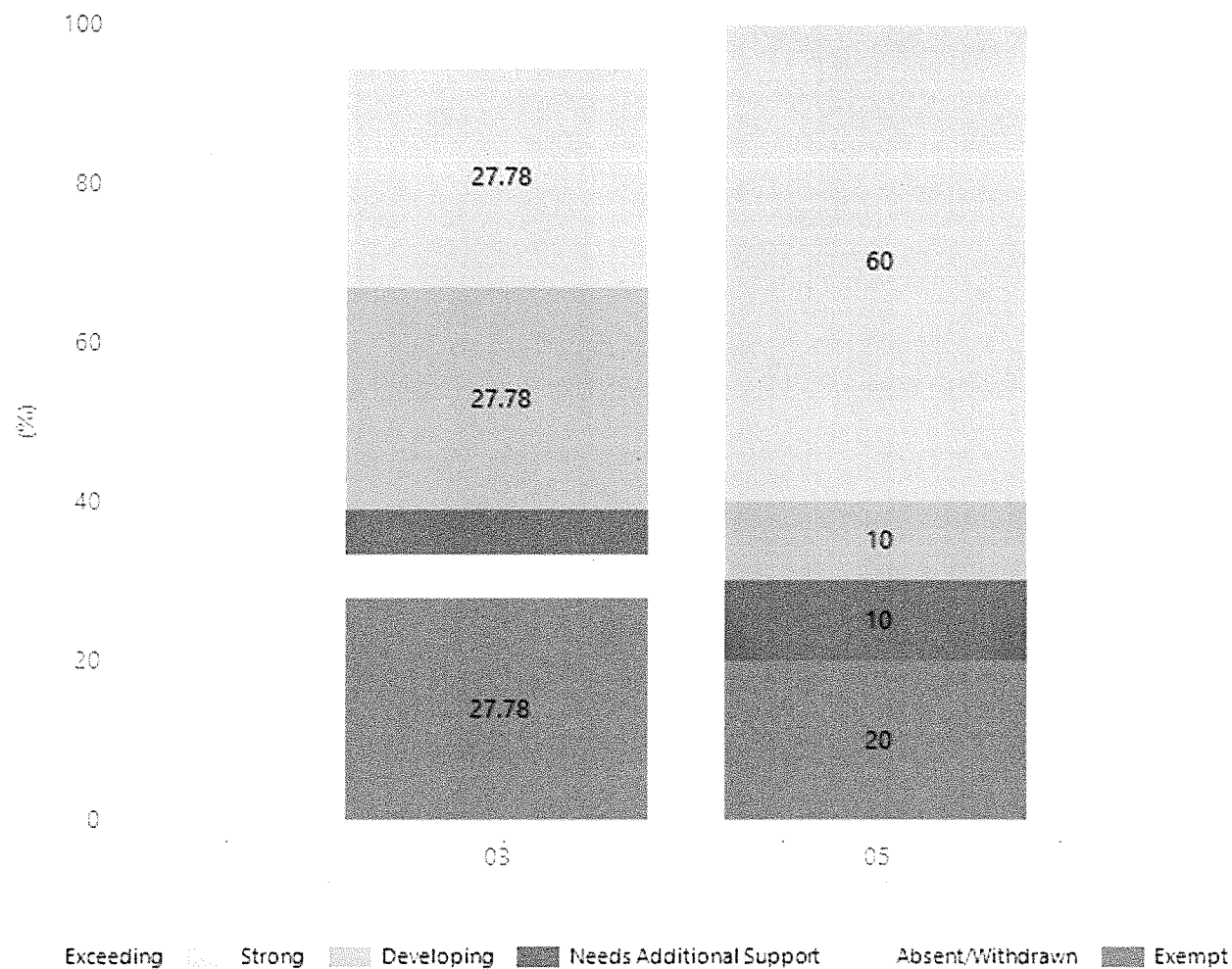
Writing



Year Level	03	05
Exceeding	1	2
Strong	6	2
Developing	4	4
Needs Additional Support	1	
Absent/Withdrawn	1	
Exempt	5	2
Total	18	10

Data Source: Department for Education Assessment Data Holdings, 2024. If there are less than 6 students who sat NAPLAN in a school, no information will be shown. If a year level has less than 6 students, that year level will not be shown in NAPLAN results.

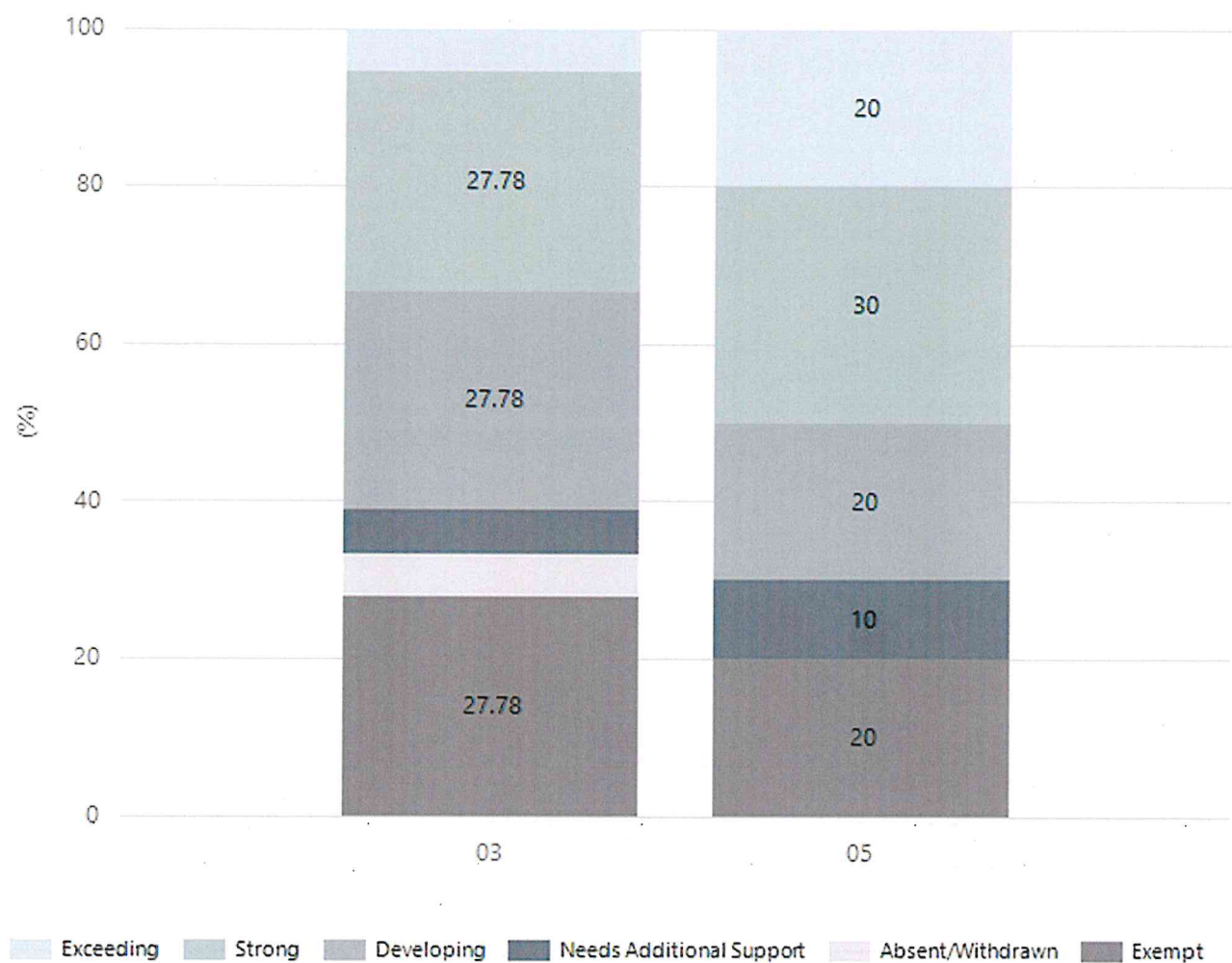
Grammar



Year Level	03	05
Exceeding	1	
Strong	5	6
Developing	5	1
Needs Additional Support	1	1
Absent/Withdrawn	1	
Exempt	5	2
Total	18	10

Data Source: Department for Education Assessment Data Holdings, 2024. If there are less than 6 students who sat NAPLAN in a school, no information will be shown. If a year level has less than 6 students, that year level will not be shown in NAPLAN results.

Spelling



Year Level	03	05
Exceeding	1	2
Strong	5	3
Developing	5	2
Needs Additional Support	1	1
Absent/Withdrawn	1	
Exempt	5	2
Total	18	10

Data Source: Department for Education Assessment Data Holdings, 2024. If there are less than 6 students who sat NAPLAN in a school, no information will be shown. If a year level has less than 6 students, that year level will not be shown in NAPLAN results.

School Attendance

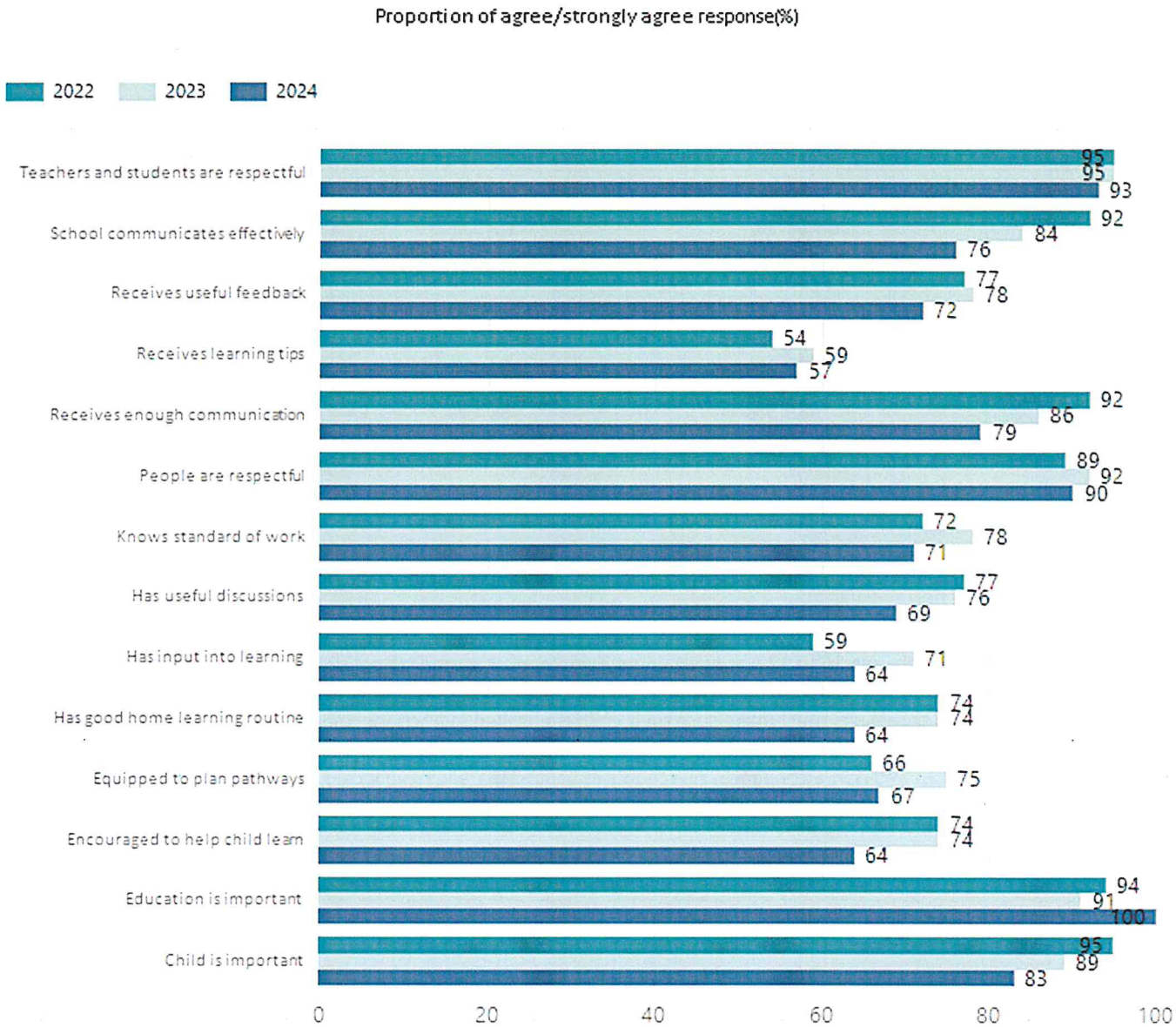
Year Level	2022	2023	2024
Reception	77.5%	89.8%	89.2%
Year 01	88.8%	85.6%	91.3%
Year 02	80.4%	88.9%	90.0%
Year 03	81.5%	90.0%	87.8%
Year 04	90.7%	93.0%	89.0%
Year 05	79.5%	92.3%	89.7%
Year 06	80.1%	84.4%	92.2%
Total	83.9%	89.6%	89.8%

Data Source: Department for Education Attendance Data, Semester 1 Report 2024. A blank cell indicates there we no students enrolled. 'Primary Other' includes students enrolled in specialised education options. 'Secondary Other' includes students who have already spent a year at Year 12 and elected to undertake further study at Year 12.

Attendance Comment

In South Australia, all children and young people must be in school from 6 years to 16 years old. They must attend a government or non-government school full time. From age 16 to 17 however, young people must attend school or an approved learning program (such as an apprenticeship, traineeship, accredited course or university). Schools and parents must encourage and support students to come to school every day. Parents and caregivers must make sure their child is enrolled in a school, and attends school all day and everyday it is open, unless a child is sick or has an approved exemption. Teachers and leaders actively follow up when a student misses school, including recording all absences and non-attendance. All schools in South Australia have local attendance procedures governed under the Education and Children's Services Regulations 2020.

School Parent Opinion Survey Results



Data Source: 2024 Department for Education Parent Opinions Survey, Term 3 2024.

Intended Destination

Leave Reason	Number	%
NG - ATTENDING NON-GOV SCHOOL IN SA	1	25.0%
TG - TRANSFERRED TO SA GOVERNMENT SCHOOL	3	75.0%

Data Source: Department for Education Destination Data Report, 2024. Data extract term 3 2024. Data shows recorded destinations for students that left the school in the previous year. Data is uploaded by schools in term 3 and may not reflect final or total figures at time of report creation.

Highest Qualifications held by the teaching workforce and workforce composition

All teachers at this school are qualified and registered with the SA Teachers Registration Board.

Qualification Level	Number of Qualifications
Bachelor's degrees or Diplomas	3
Postgraduate Qualifications	4

Data Source: Data extracted from Mandatory Workforce Information Collections as on the last pay date of June 2024. As self-reported by staff in the system.

Please note: Data includes staff who are Actively employed and on extended paid leave. Please note only the highest qualification of the Teaching staff is reported. Excludes any number of other certifications earned.

Workforce composition including indigenous staff

	Teaching Staff		Non-Teaching Staff	
	Indigenous	Non-Indigenous	Indigenous	Non-Indigenous
Full-Time Equivalents	0.0	6.2	0.0	5.4
Persons	0.0	7.0	0.0	10.0

Data Source: Data extracted from Mandatory Workforce Information Collection as on the last pay date of June 2024.

Please note: Data includes staff who are actively employed and on extended paid leave. "Indigenous category" is self-reported by staff in the system.

Financial Statement

Funding Source	Amount
Grants: State\$133,5110.00	\$1,335,110.00
Grants: Commonwealth	\$4877.00
Parent Contributions	\$24,623.00
Fund Raising	\$936.00
Other	

Data Source: School supplied data.