



2023 annual report to the Community

Glencoe Central Primary School

Glencoe Central Primary School number: 1217

Partnership: South East Coast & Vines



School principal:

Frazer Scanlon

Signature

Date of endorsement:

27/02/2024



Context Statement

Glencoe Central Primary School caters for students from R-7. At the time of this report, the enrolment in 2023 is 48. Glencoe Central Primary School is classified as Category 6 on the Department for Education Index of Educational Disadvantage. At the time of this report, the school population includes , 4% students with disabilities. Further information about the school is available on the school's website (including its context statement), as well as the My School website.

Governing Council

I have now completed my fourth year on Governing Council, this being my second as Chairperson.

The school is in a solid financial position and has been managed extremely well. The current financial system is being changed to a new system which hopefully will make budgeting and accounting easier in the long term.

As we are all aware COVID is still playing a role in our lives and School. Although the impact of COVID has currently lessened we do ask everyone to remain vigilant and inform the school of any positive tests that may occur.

This year we saw our kids represent our school in things such as Lions Mad Minute, Pedal Prix, District Sports days and we also saw the continuation tradition of our school's strong representation in SAPSASA across a range of sports including Cricket, Football and Tennis. We also saw swimming Lessons continue at the new Wulanda Leisure Centre and the middle and upper primary students attending school camp to the Grampians which was greatly received by the students and by all accounts everyone had a great time.

At this point I would like to take the opportunity to thank a few people

Firstly, Jes and staff in the kindy who do a fantastic job and run a very strong early learning program and through Jess and her staff's work we see families stay engaged in our school and community which then leads into kindy kids moving into our school to help continuity of numbers for the school.

Suze and her hard-working PCA team for their hard work around the school and in particular the fundraising efforts through things such as sports day catering, Pie drives, scroll drives, Wine Sales amongst other things. The money made from these events help to fund projects and events at the school.

My Governing council Members. Thank you for being involved and your continued work on the council. I would also like to take this opportunity to encourage any parents out there to consider becoming a member of the governing council and take an active role in the school community.

To our dedicated Staff from Teachers, SSO's and administration who without we would not have such a fantastic place for our children to come and learn. I thank you for your efforts.

From the end of 2022 when Lyn announced she would be leaving we saw some staff movements at our school. Jane Lucas was appointed as interim Principal for term 1 and 2 and I would like to take the opportunity to thank her for time at our school. I was part of the selection committee half way through the year to appoint a new principal. There were numerous candidates for this position which also shows our school is a desired destination. After going through this process, we were lucky enough to have Frazer Scanlon accept the position. Frazer who grew up locally brings a calm and measured approach to our school and with his past experience and education background I feel very confident in Frazer guiding our school into the future, it is clear that in only the two terms Fazer has been at our school both staff and students are also comfortable this appointment.

I would also like to acknowledge Darryl Smith who will not be continuing at Glencoe next year. Darryl has been the grounds man at our school for the past 13 years. Darryl has been a popular member of the school community and was always happy to help out often going beyond what his Job requirements asked of him. We now have Graham Jantosh take on Darryl's role and this has been a seamless transition and the grounds are in great order and look fantastic

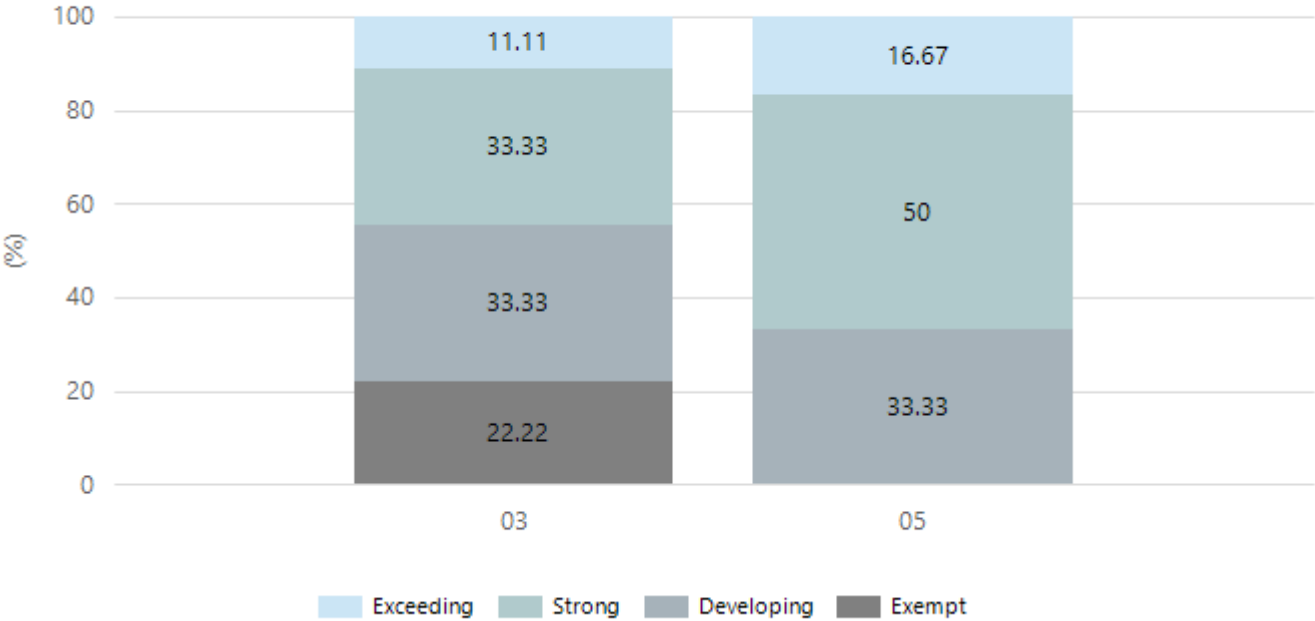
Matt Haase - Chairperson

Performance Summary

NAPLAN Proficiency

In 2023, the Australian Curriculum, Assessment and Reporting Authority (ACARA) - a Commonwealth Independent statutory authority - announced changes to NAPLAN performance reporting. This new way of reporting by ACARA that NAPLAN results from 2023 will not be comparable to previous years. The new approach replaces the previous numerical NAPLAN bands and the national minimum standard.

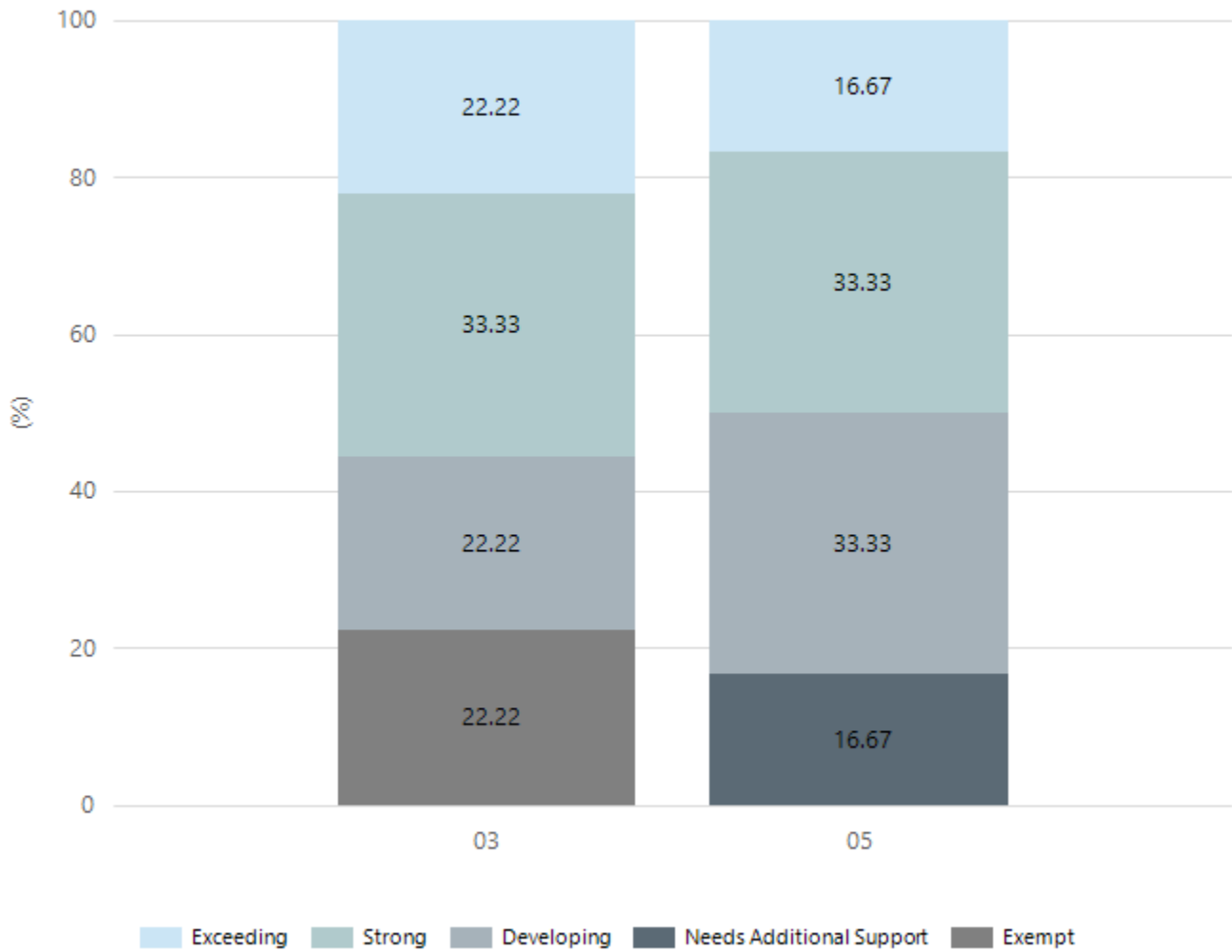
Numeracy



Year Level	03	05
Exceeding	1	1
Strong	3	3
Developing	3	2
Exempt	2	
Total	9	6

Data Source: Department for Education Assessment Data Holdings, 2023. When there are less than six students in a cohort, no data is supplied.

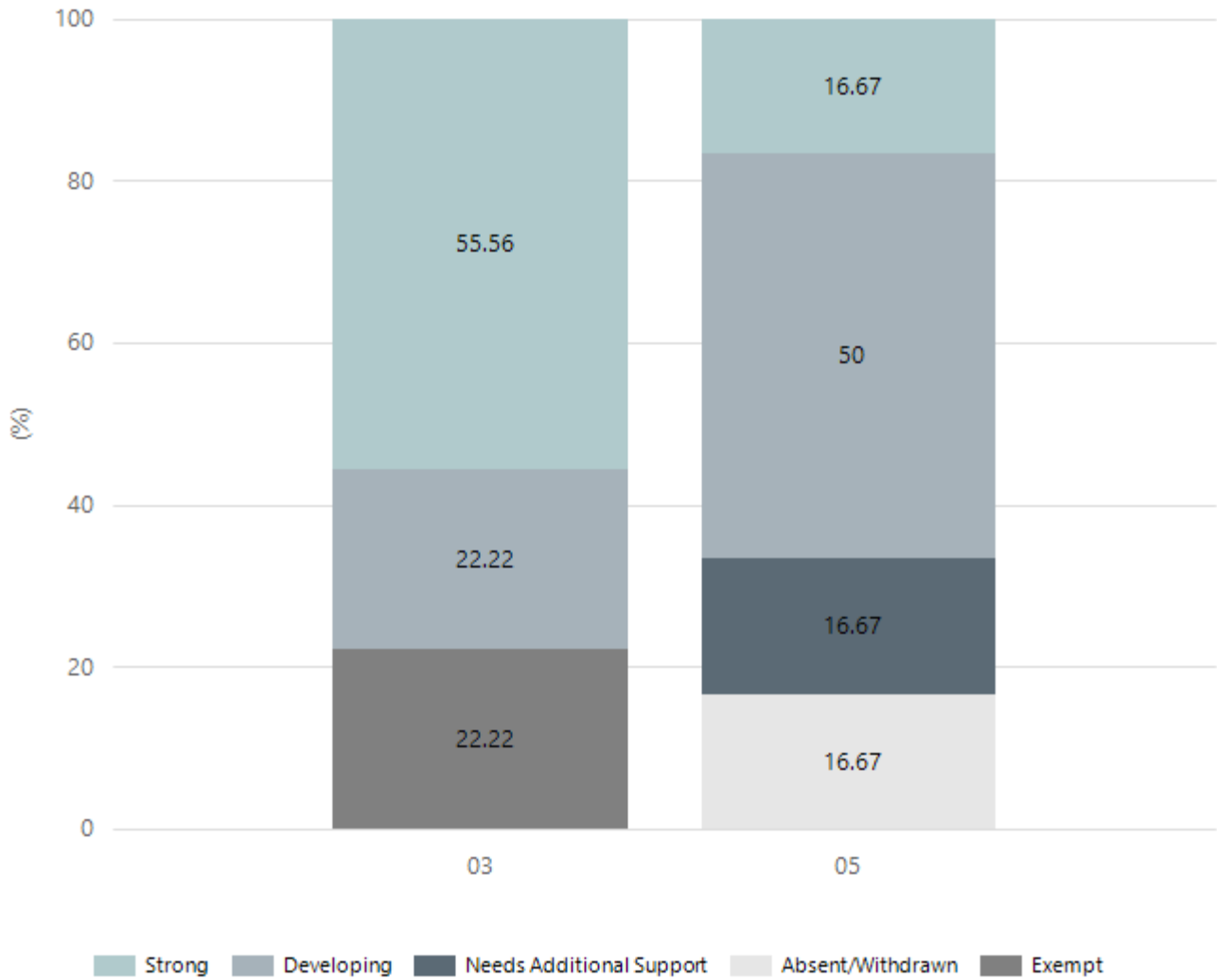
Reading



Year Level	03	05
Exceeding	2	1
Strong	3	2
Developing	2	2
Needs Additional Support		1
Exempt	2	
Total	9	6

Data Source: Department for Education Assessment Data Holdings, 2023. When there are less than six students in a cohort, no data is supplied.

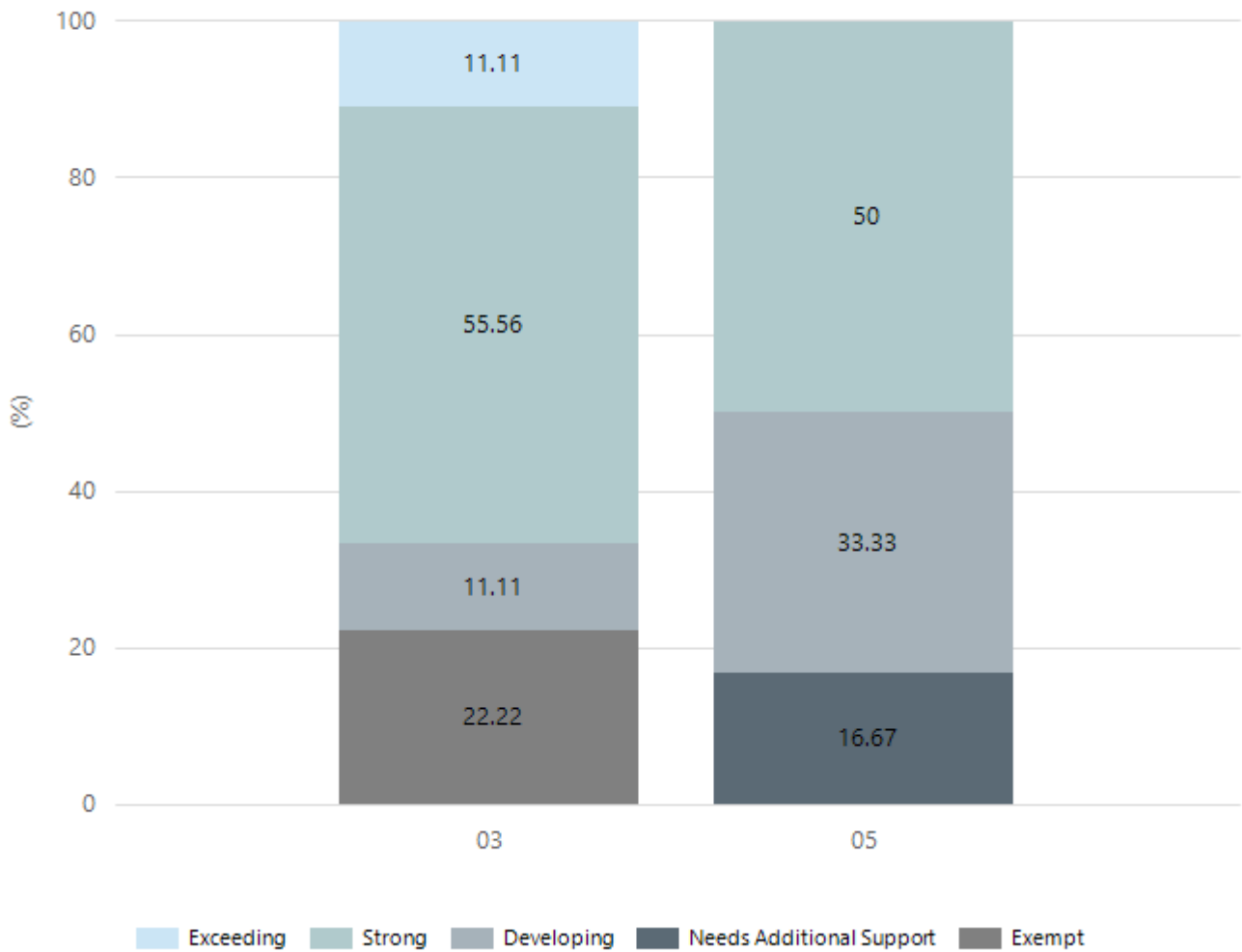
Writing



Year Level	03	05
Strong	5	1
Developing	2	3
Needs Additional Support		1
Absent/Withdrawn		1
Exempt	2	
Total	9	6

Data Source: Department for Education Assessment Data Holdings, 2023. When there are less than six students in a cohort, no data is supplied.

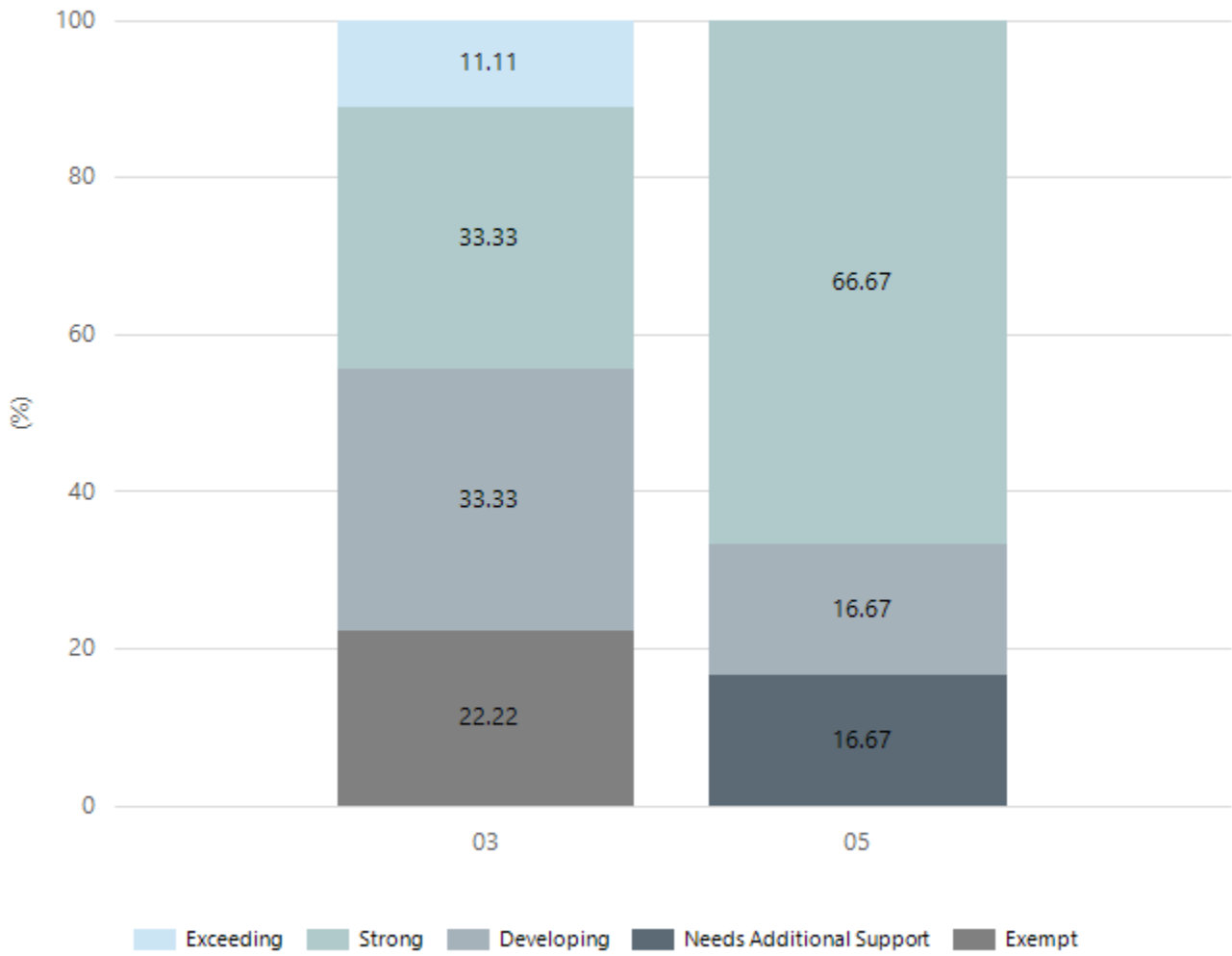
Grammar



Year Level	03	05
Exceeding	1	
Strong	5	3
Developing	1	2
Needs Additional Support		1
Exempt	2	
Total	9	6

Data Source: Department for Education Assessment Data Holdings, 2023. When there are less than six students in a cohort, no data is supplied.

Spelling



Year Level	03	05
Exceeding	1	
Strong	3	4
Developing	3	1
Needs Additional Support		1
Exempt	2	
Total	9	6

Data Source: Department for Education Assessment Data Holdings, 2023. When there are less than six students in a cohort, no data is supplied.

School Attendance

Year Level	2021	2022	2023
Reception	87.5%	83.4%	96.1%
Year 01	92.6%	84.2%	93.3%
Year 02	91.7%	87.1%	94.4%
Year 03	90.3%	88.0%	94.3%
Year 04	93.5%	92.1%	88.1%
Year 05	94.9%	92.9%	88.5%
Year 06	89.3%	95.8%	93.0%
Year 07	89.9%		
Total	91.0%	88.1%	93.0%

Data Source: Department for Education Attendance Data, Semester 1 Report 2023. A blank cell indicates there were no students enrolled. 'Primary Other' includes students enrolled in specialised education options. 'Secondary Other' includes students who have already spent a year at Year 12 and elected to undertake further study at Year 12.

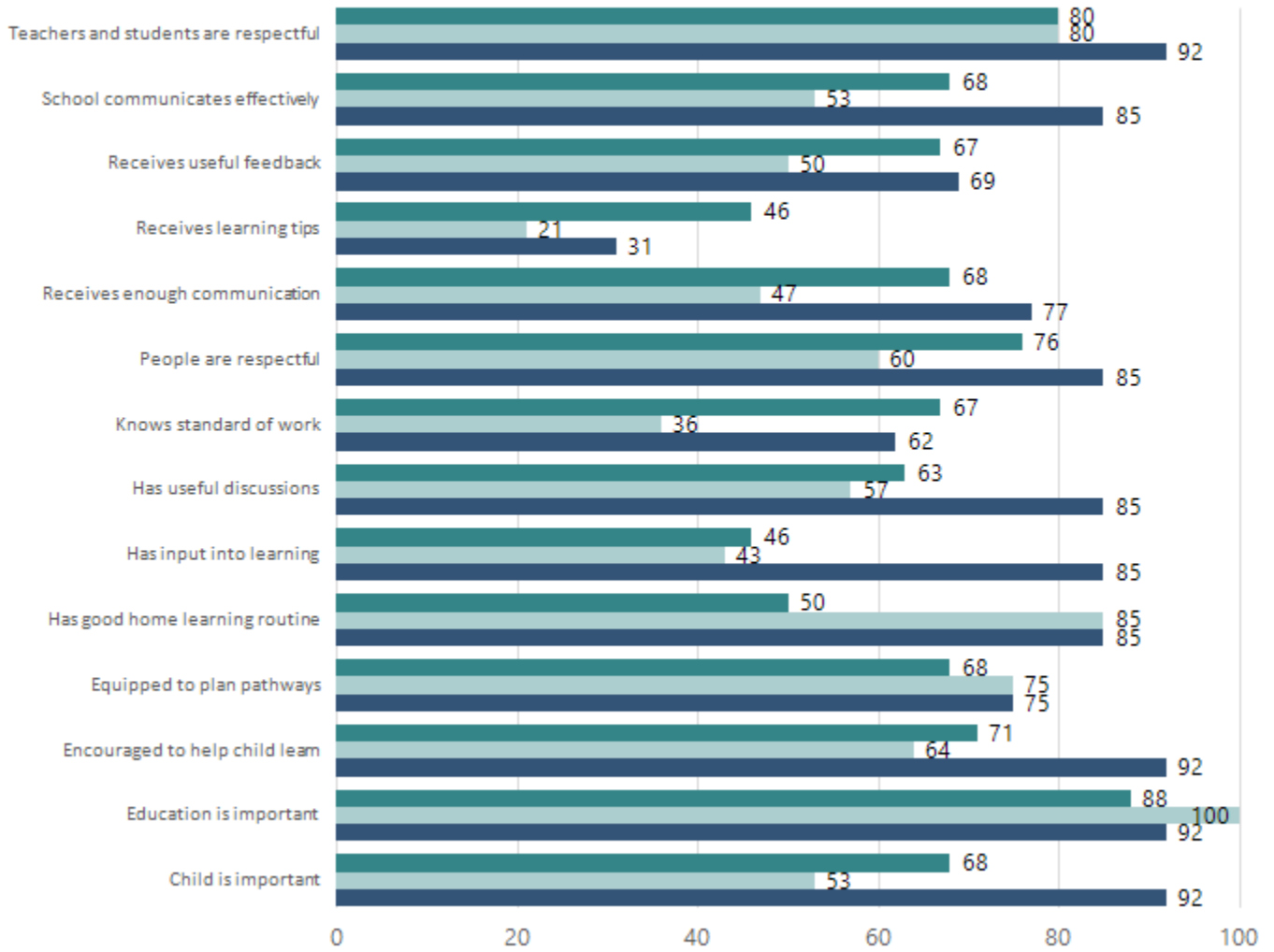
Attendance Comment

In South Australia, all children and young people must be in school from 6 years to 16 years old. They must attend a government or non-government school full time. From age 16 to 17 however, young people must attend school or an approved learning program (such as an apprenticeship, traineeship, accredited course or university). Schools and parents must encourage and support students to come to school every day. Parents and caregivers must make sure their child is enrolled in a school, and attends school all day and everyday it is open, unless a child is sick or has an approved exemption. Teachers and leaders actively follow up when a student misses school, including recording all absences and non-attendance. All schools in South Australia have local attendance procedures governed under the Education and Children's Services Regulations 2020.

Parent Opinion Survey Results

Proportion of agree/strongly agree response(%)

2021 2022 2023



Data Source: 2023 Department for Education Parent Opinions Survey, Term 3 2023.

Intended Destination

Leave Reason	Number	%
TG - TRANSFERRED TO SA GOVERNMENT SCHOOL	4	100.0%

Data Source: Department for Education Destination Data Report, 2023. Data extract term 3 2023. Data shows recorded destinations for students that left the school in the previous year. Data is uploaded by schools in term 3 and may not reflect final or total figures at time of report creation.

Highest Qualifications held by the teaching workforce and workforce composition

All teachers at this school are qualified and registered with the SA Teachers Registration Board.

Qualification Level	Number of Qualifications
Bachelor's degrees or Diplomas	5
Postgraduate Qualifications	1

Data Source: Data extracted from Mandatory Workforce Information Collections as on the last pay date of June 2023. As self-reported by staff in the system.

Please note: Data includes staff who are Actively employed and on extended paid leave. Please note only the highest qualification of the Teaching staff is reported. Excludes any number of other certifications earned.

Workforce composition including indigenous staff

	Teaching Staff		Non-Teaching Staff	
	Indigenous	Non-Indigenous	Indigenous	Non-Indigenous
Full-Time Equivalents	0.0	4.8	0.0	2.9
Persons	0.0	6.0	0.0	5.0

Data Source: Data extracted from Mandatory Workforce Information Collection as on the last pay date of June 2023.

Please note: Data includes staff who are actively employed and on extended paid leave. "Indigenous category" is self-reported by staff in the system.

Financial Statement

Funding Source	Amount
Grants: State	\$1,291,520.15
Grants: Commonwealth	\$35,400.00
Parent Contributions	\$20,811.85
Fund Raising	\$8,863.55
Other	\$11,472.91

Data Source: School supplied data.