

2024 Annual Report to the Community

O'Sullivan Beach Primary School

O'Sullivan Beach Primary School number: 1060

Partnership: Beach Road



School principal:

Simon Rowlands

Signature

Date of endorsement:

28/04/2025



Government
of South Australia
Department for Education

Context Statement

O'Sullivan Beach Primary School caters for students from R-6. At the time of this report, the enrolment in 2024 is 74. O'Sullivan Beach Primary School is classified as Category 2 on the Department for Education Index of Educational Disadvantage. At the time of this report, the school population includes 8% Aboriginal students, 22% students with disabilities, 3% students with English as an additional language or dialect (EALD) funded background, 3% children/young people in care. Further information about the school is available on the school's website (including its context statement), as well as the My School website.

Source: Department for Education data holdings from Mid census captured in AUGUST 2024.

Governing Council Report

My name is Susie Adams, and I have held the position of chairperson since mid-2023. Our governing council have worked hard through 2024 to ensure growth and stability in our school.

We saw some amazing changes take place last year, resulting in a vibrant and inviting-looking school. With the completion of the accessibility ramp and stair upgrade, we now have a safe entrance to the school for everybody. We have plans in place to beautify the area with paintings to reflect our focus and culture.

The school's asphalt has undergone a facelift with a resurfaced blue court, reducing heat reflection. Now that this is complete, stage 2 can begin with some engaging activities, such as hopscotch, snake, etc., to be added soon. With the new basketball rings and fresh refrigerated water bubblers installed, our courtyard is a great place to play and welcome the community to school functions.

School camp took place during the year at Arbury Park - with Simon Rowlands newly appointed as the Principal, it was great to see him embrace his role and join the year 3-6 students and staff. The camp was incredibly well put together, focusing on nature, team co-operation, and basic life and survival skills. A very memorable experience for everyone involved.

The school hosted another amazing colour run this year, supported by the "School Fun Run," which gave the students a great incentive to raise money for the school. The event was a huge success, with a total well over what we had hoped for. The highlight for students, carers, and faculty alike was definitely the selection of a few staff members being slimed. We look forward to seeing a library space updated with new funds raised.

Simon has made some incredible improvements to the school, and one that stands out, in particular, is the upstairs space being utilised to its full potential, spreading classes out and bringing a fresh focus on the curriculum with a dedicated art space and a quieter area for the senior students to prepare for their upcoming high school adventures.

There has also been a push to modernise our electronics and operating/admin systems, bringing O'Sullivan Beach Primary in line with surrounding schools. This has given our school a renewed hope of raising numbers for future years to come.

Our other educational programs, implemented in literature and mathematics, have shown significant improvement overall, which will reflect in upcoming NAPLAN scores. This will boost the community's confidence that we at O'Sullivan Beach Primary are determined to ensure every student has the capabilities and facilities to succeed.

To round off the year, we had the pleasure of welcoming Simon Rowlands as a permanent principal, who has been very welcomed by the surrounding community. The Department of Education has made an incredibly strong and favoured choice in retaining Simon, something I am determined to see through, giving our school consistency, a renewed, fresh vision for our school, and implementing much-needed change.

Once again, the staff and students put on an amazing end-of-year performance, allowing the children to perform songs from various genres. They captivated the audience and bopped along. With a surprise performance by staff that was incredibly well put together and very funny, this type of involvement from staff makes the students and community feel our faculty is inviting and approachable and shows how much they care for their students.

The end-of-year raffle was another great success, a testament to the willingness of our community to get behind the school. With some amazing donations and ticket sales, we look forward to seeing these funds put to use in a variety of ways.

Overall, it's been a year of changes, but also stability, a fresh new look and a renewed sense of pride in the work and dedication from the staff and the governing council. I would like to thank everyone involved with the Governing Council for their commitment over the year, from meetings to volunteering time at events, helping with donations and being the face of a school striving for great things!!

We look forward to the year ahead
Thank you

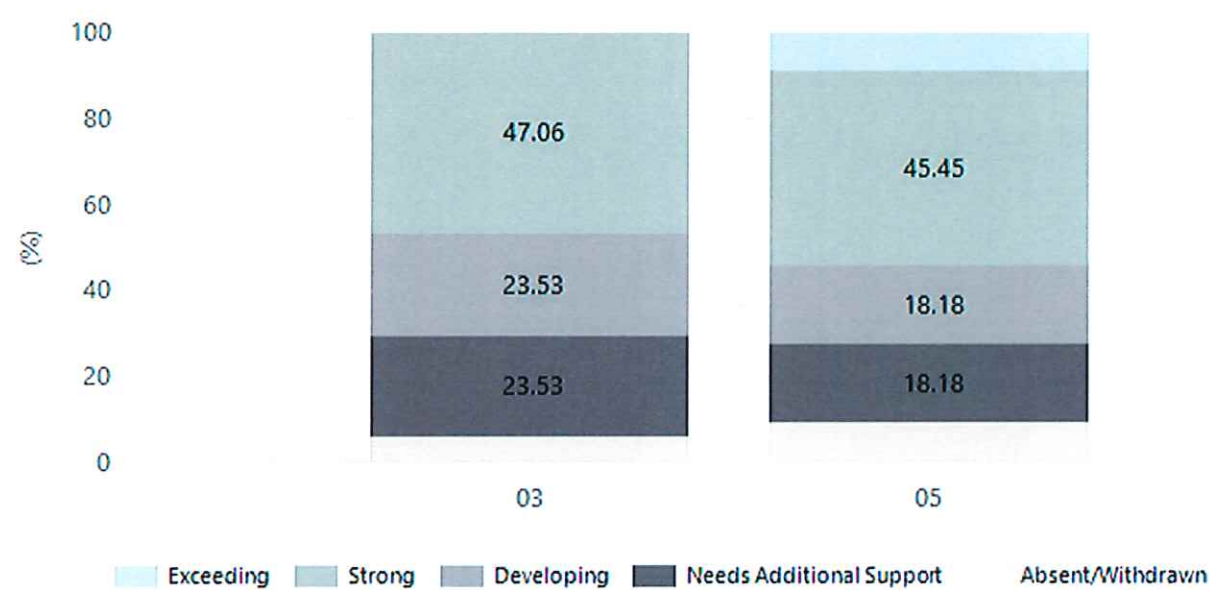
Susie Adams
O'Sullivan Beach Primary School
Governing Council Chairperson

Performance Summary

NAPLAN Proficiency

In 2023 the Australian Curriculum, Assessment and Reporting Authority (ACARA) – a Commonwealth Independent statutory authority – announced changes to NAPLAN performance reporting. The new approach replaces the previous numerical NAPLAN bands and the national minimum standard.

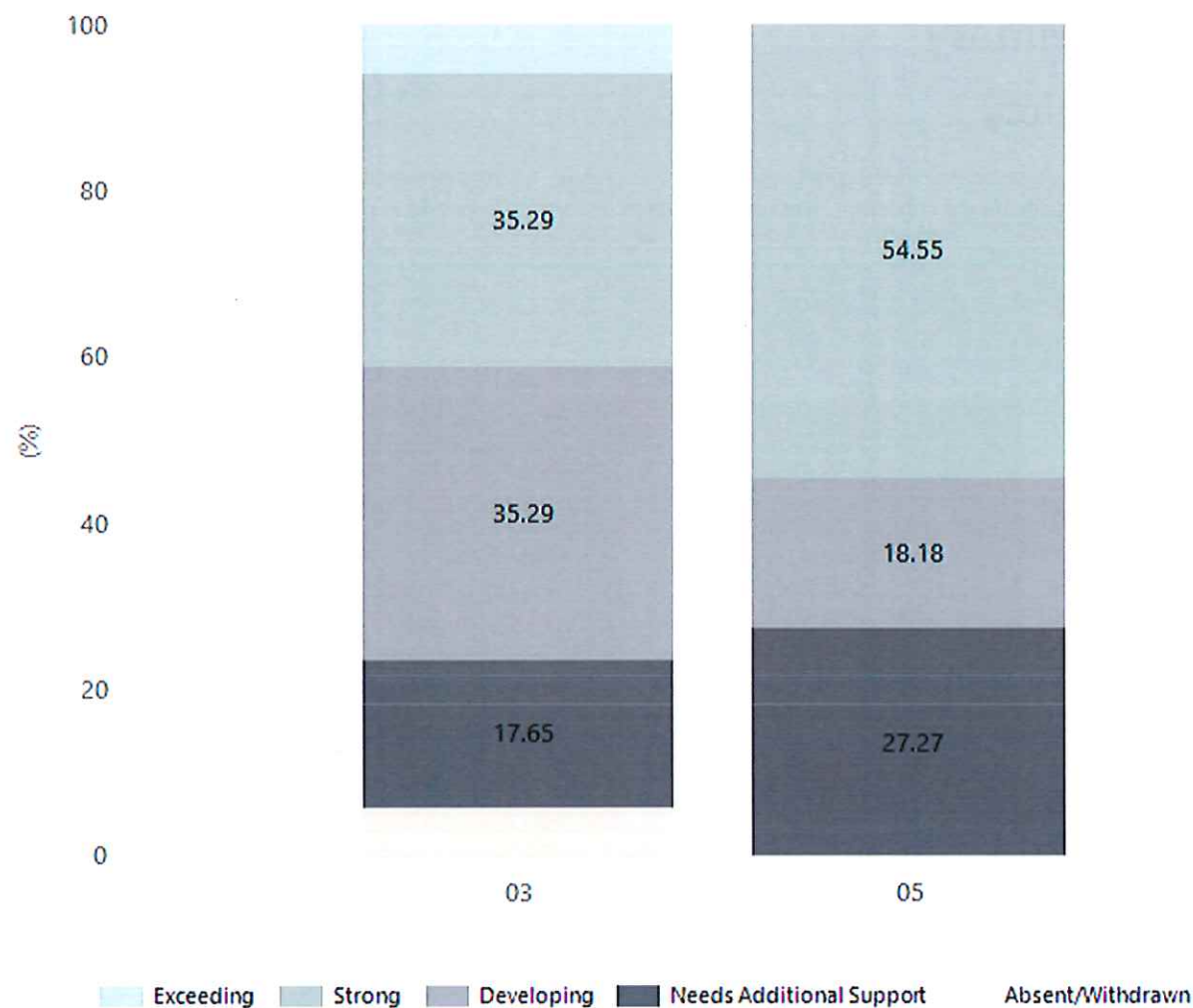
Numeracy



Year Level	03	05
Exceeding		1
Strong	8	5
Developing	4	2
Needs Additional Support	4	2
Absent/Withdrawn	1	1
Total	17	11

Data Source: Department for Education Assessment Data Holdings, 2024. If there are less than 6 students who sat NAPLAN in a school, no information will be shown. If a year level has less than 6 students, that year level will not be shown in NAPLAN results.

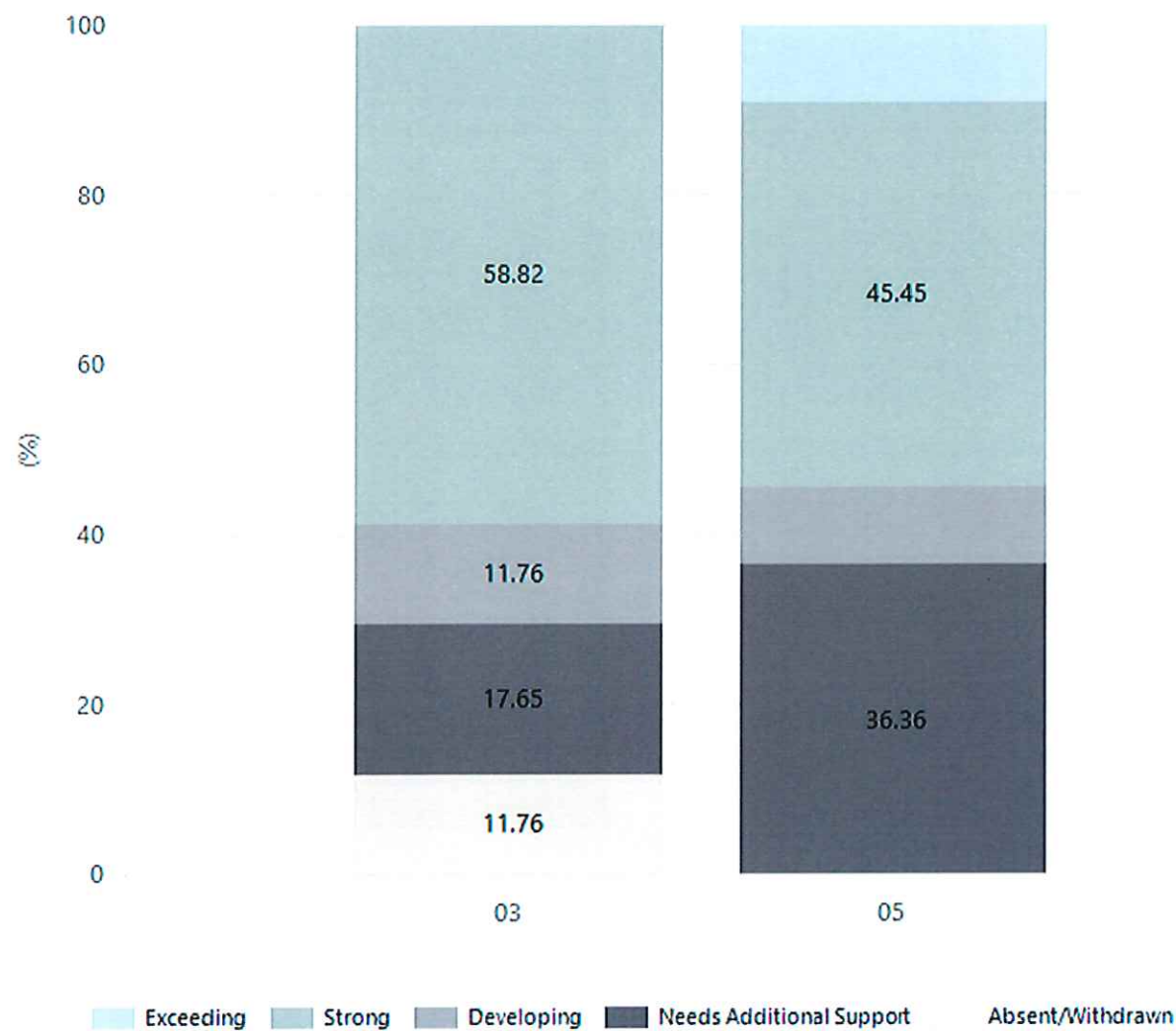
Reading



Year Level	03	05
Exceeding	1	
Strong	6	6
Developing	6	2
Needs Additional Support	3	3
Absent/Withdrawn	1	
Total	17	11

Data Source: Department for Education Assessment Data Holdings, 2024. If there are less than 6 students who sat NAPLAN in a school, no information will be shown. If a year level has less than 6 students, that year level will not be shown in NAPLAN results.

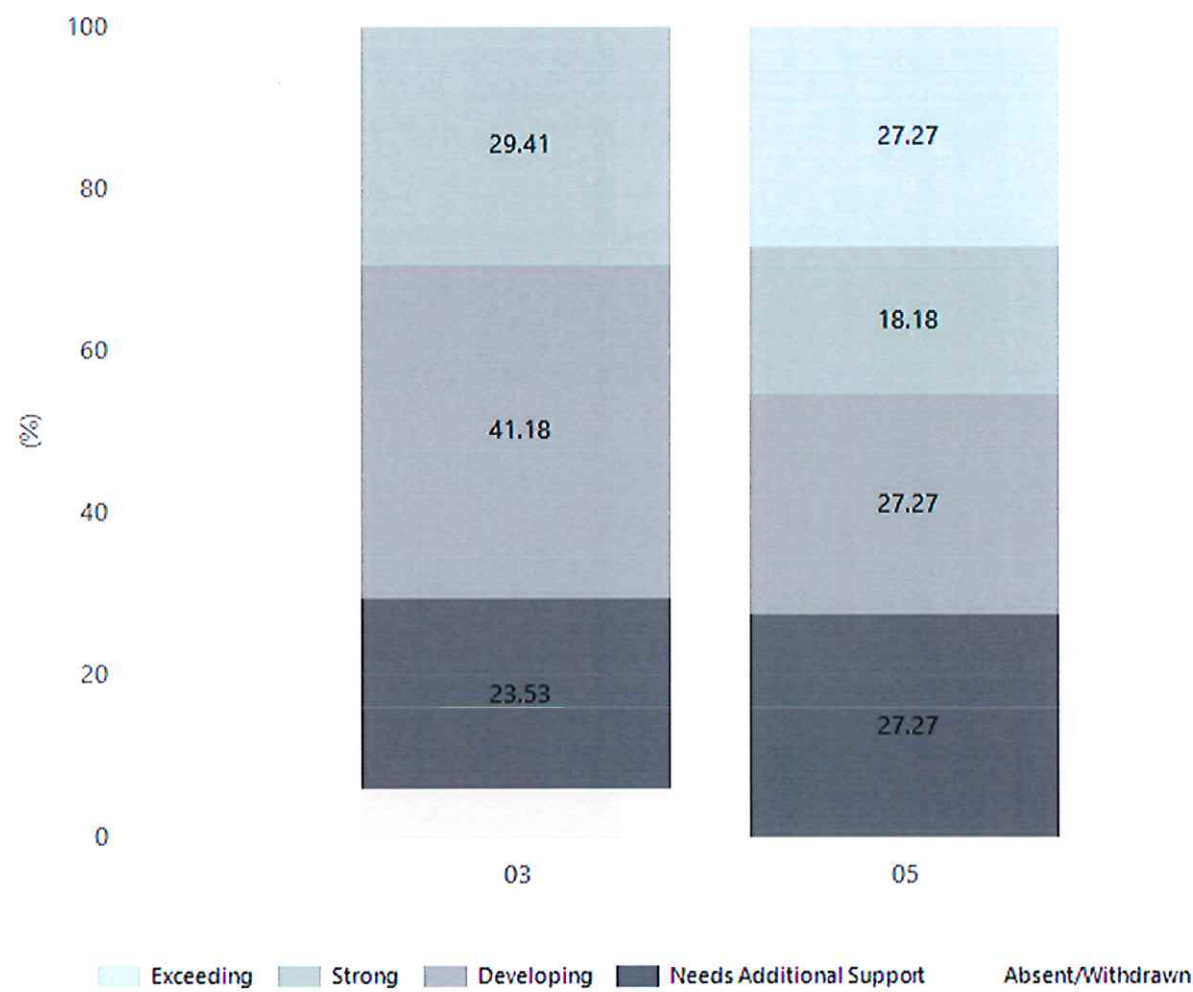
Writing



Year Level	03	05
Exceeding		1
Strong	10	5
Developing	2	1
Needs Additional Support	3	4
Absent/Withdrawn	2	
Total	17	11

Data Source: Department for Education Assessment Data Holdings, 2024. If there are less than 6 students who sat NAPLAN in a school, no information will be shown. If a year level has less than 6 students, that year level will not be shown in NAPLAN results.

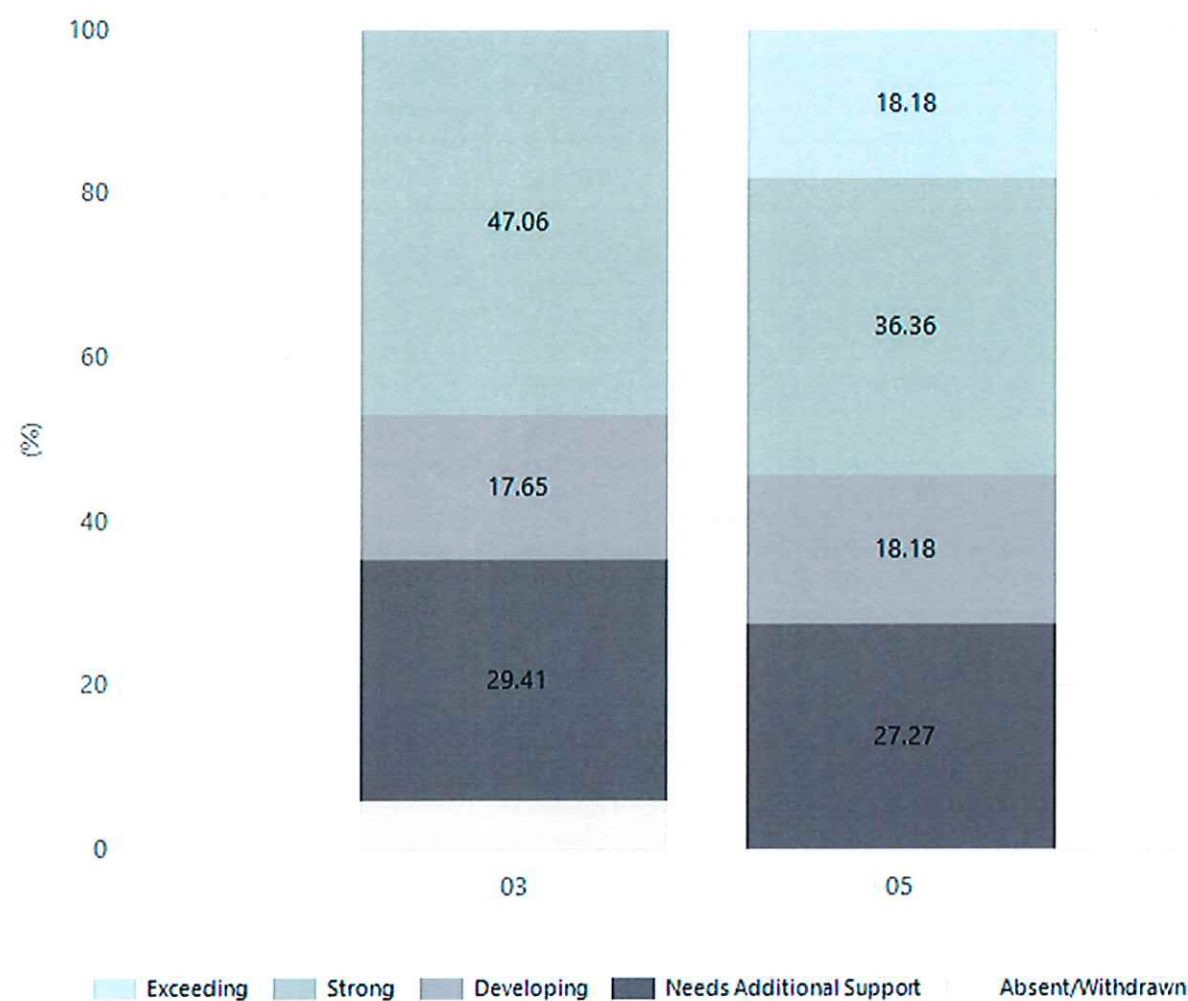
Grammar



Year Level	03	05
Exceeding		3
Strong	5	2
Developing	7	3
Needs Additional Support	4	3
Absent/Withdrawn	1	
Total	17	11

Data Source: Department for Education Assessment Data Holdings, 2024. If there are less than 6 students who sat NAPLAN in a school, no information will be shown. If a year level has less than 6 students, that year level will not be shown in NAPLAN results.

Spelling



Year Level	03	05
Exceeding		2
Strong	8	4
Developing	3	2
Needs Additional Support	5	3
Absent/Withdrawn	1	
Total	17	11

Data Source: Department for Education Assessment Data Holdings, 2024. If there are less than 6 students who sat NAPLAN in a school, no information will be shown. If a year level has less than 6 students, that year level will not be shown in NAPLAN results.

School Attendance

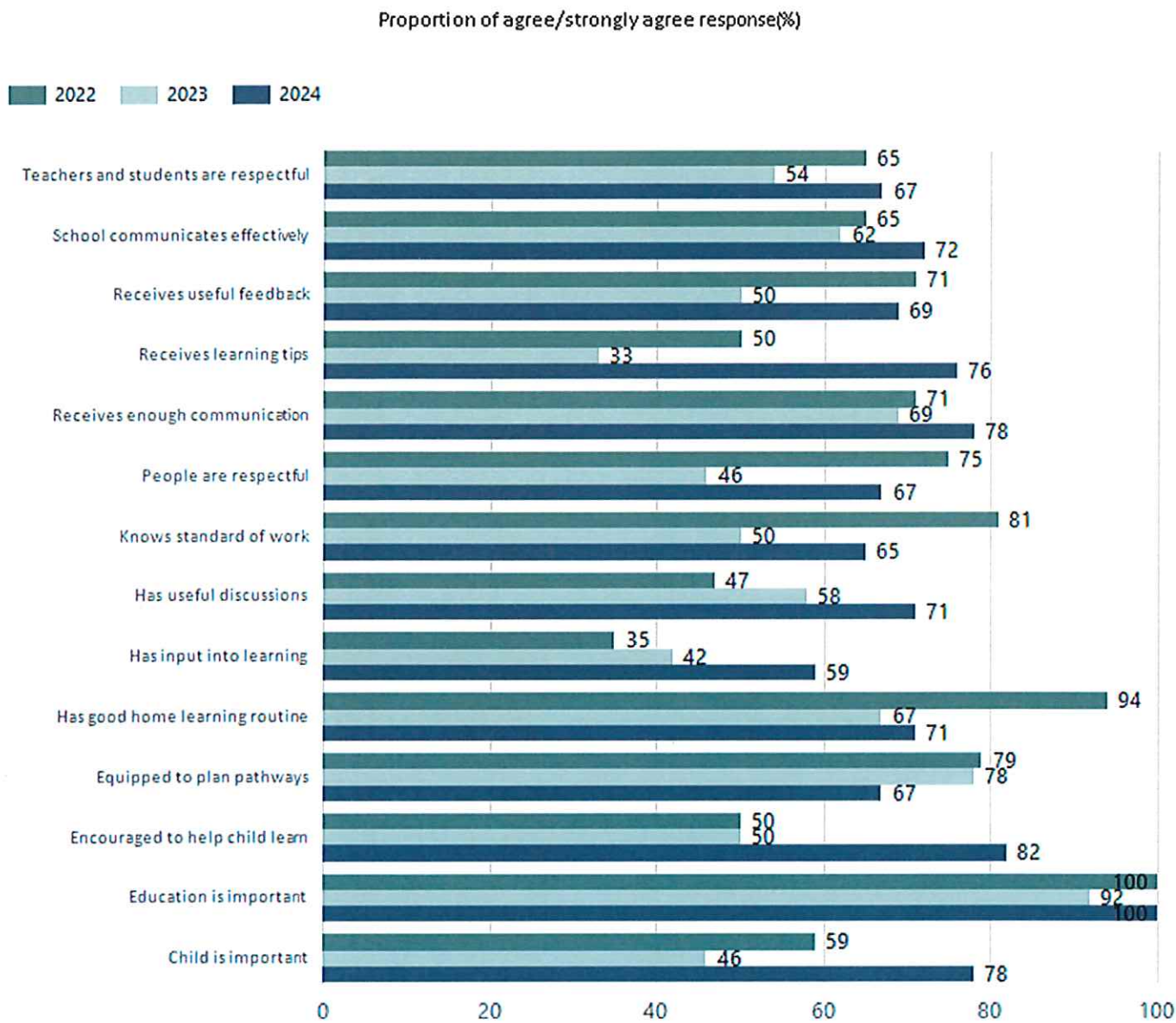
Year Level	2022	2023	2024
Reception	86.6%	86.2%	94.9%
Year 01	85.8%	75.8%	77.6%
Year 02	80.0%	89.6%	88.5%
Year 03	82.4%	83.6%	90.7%
Year 04	80.6%	84.4%	91.8%
Year 05	85.1%	83.6%	90.3%
Year 06	70.5%	80.4%	76.3%
Total	81.8%	83.5%	87.5%

Data Source: Department for Education Attendance Data, Semester 1 Report 2024. A blank cell indicates there we no students enrolled. 'Primary Other' includes students enrolled in specialised education options. 'Secondary Other' includes students who have already spent a year at Year 12 and elected to undertake further study at Year 12.

Attendance Comment

In South Australia, all children and young people must be in school from 6 years to 16 years old. They must attend a government or non-government school full time. From age 16 to 17 however, young people must attend school or an approved learning program (such as an apprenticeship, traineeship, accredited course or university). Schools and parents must encourage and support students to come to school every day. Parents and caregivers must make sure their child is enrolled in a school, and attends school all day and everyday it is open, unless a child is sick or has an approved exemption. Teachers and leaders actively follow up when a student misses school, including recording all absences and non-attendance. All schools in South Australia have local attendance procedures governed under the Education and Children's Services Regulations 2020.

School Parent Opinion Survey Results



Data Source: 2024 Department for Education Parent Opinions Survey, Term 3 2024.

Intended Destination

Leave Reason	Number	%
TG - TRANSFERRED TO SA GOVERNMENT SCHOOL	4	100.0%

Data Source: Department for Education Destination Data Report, 2024. Data extract term 3 2024. Data shows recorded destinations for students that left the school in the previous year. Data is uploaded by schools in term 3 and may not reflect final or total figures at time of report creation.

Highest Qualifications held by the teaching workforce and workforce composition

All teachers at this school are qualified and registered with the SA Teachers Registration Board.

Qualification Level	Number of Qualifications
Bachelor's degrees or Diplomas	7
Postgraduate Qualifications	2

Data Source: Data extracted from Mandatory Workforce Information Collections as on the last pay date of June 2024. As self-reported by staff in the system.

Please note: Data includes staff who are Actively employed and on extended paid leave. Please note only the highest qualification of the Teaching staff is reported. Excludes any number of other certifications earned.

Workforce composition including indigenous staff

	Teaching Staff		Non-Teaching Staff	
	Indigenous	Non-Indigenous	Indigenous	Non-Indigenous
Full-Time Equivalents	0.0	8.3	0.4	5.2
Persons	0.0	9.0	1.0	8.0

Data Source: Data extracted from Mandatory Workforce Information Collection as on the last pay date of June 2024.

Please note: Data includes staff who are actively employed and on extended paid leave. "Indigenous category" is self-reported by staff in the system.

Financial Statement

Funding Source	Amount
Grants: State	\$1,639,123.97
Grants: Commonwealth	Nil
Parent Contributions	\$18491.96
Fund Raising	\$7068.83
Other	
Facilities Hire	\$3635.97
Oval Joint Use Agreement	\$8942.02
OSHC Admin	\$13026.00

Data Source: School supplied data.

