

2024 annual report to the Community

Woodend Primary School

Woodend Primary School number: 1056

Partnership: Marion Coast



School principal:

Stephen Freeman



Signature

Date of endorsement:

24/02/2025



Context Statement

Woodend Primary School caters for students from R-6. At the time of this report, the enrolment in 2024 is 610. Woodend Primary School is classified as Category 7 on the Department for Education Index of Educational Disadvantage. At the time of this report, the school population includes 1% Aboriginal students, 8% students with disabilities. Further information about the school is available on the school's website (including its context statement), as well as the My School website.

Data Source: Department for Education data holdings from Mid census captured in AUGUST 2024.

Governing Council Report

WPS Governing Council Chairperson Report The 2024 Governing Council welcomed all returning members for an exciting and engaging year ahead.

Together as a strong school community, we are continuing to work hard to ensure safe habits around parking, using the crossings, kiss and go area and traffic flow. We continue to promote best practices for safety in these areas as human behaviour appears to be the issue to address. We appreciate the support and cooperation in keeping our school community safe and thank you for your understanding and commitment for the children's wellbeing.

Parent engagement is still a primary focus for our council. Engagement efforts included acquaintance night, book week parade, STEAM week, sports day, colour run, end of year performances, Kytons fundraiser, special thank you days and the parent workshop with Madhavi Nawana-Parker from Positive Minds Australia.

We, as a governing council, acknowledge and thank the many volunteers within our school community who engage in school committees such as parent network, grounds, healthy eating, sports, OSHC and more. Without these volunteers the many school events and initiatives throughout the year wouldn't go ahead.

Finally, thank you to the staff members and parents who volunteer their valuable time, energy and ideas to our Governing Council. We thank you for your service in 2024.

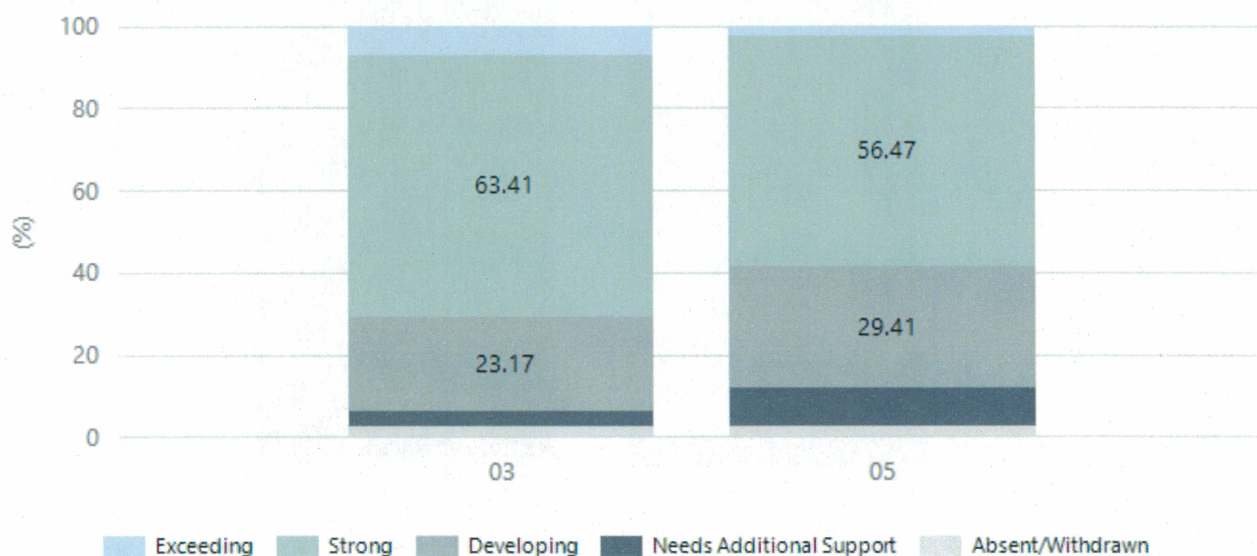
Jess Simmons Chairperson 2024

Performance Summary

NAPLAN Proficiency

In 2023 the Australian Curriculum, Assessment and Reporting Authority (ACARA) - a Commonwealth Independent statutory authority - announced changes to NAPLAN performance reporting. The new approach replaces the previous numerical NAPLAN bands and the national minimum standard.

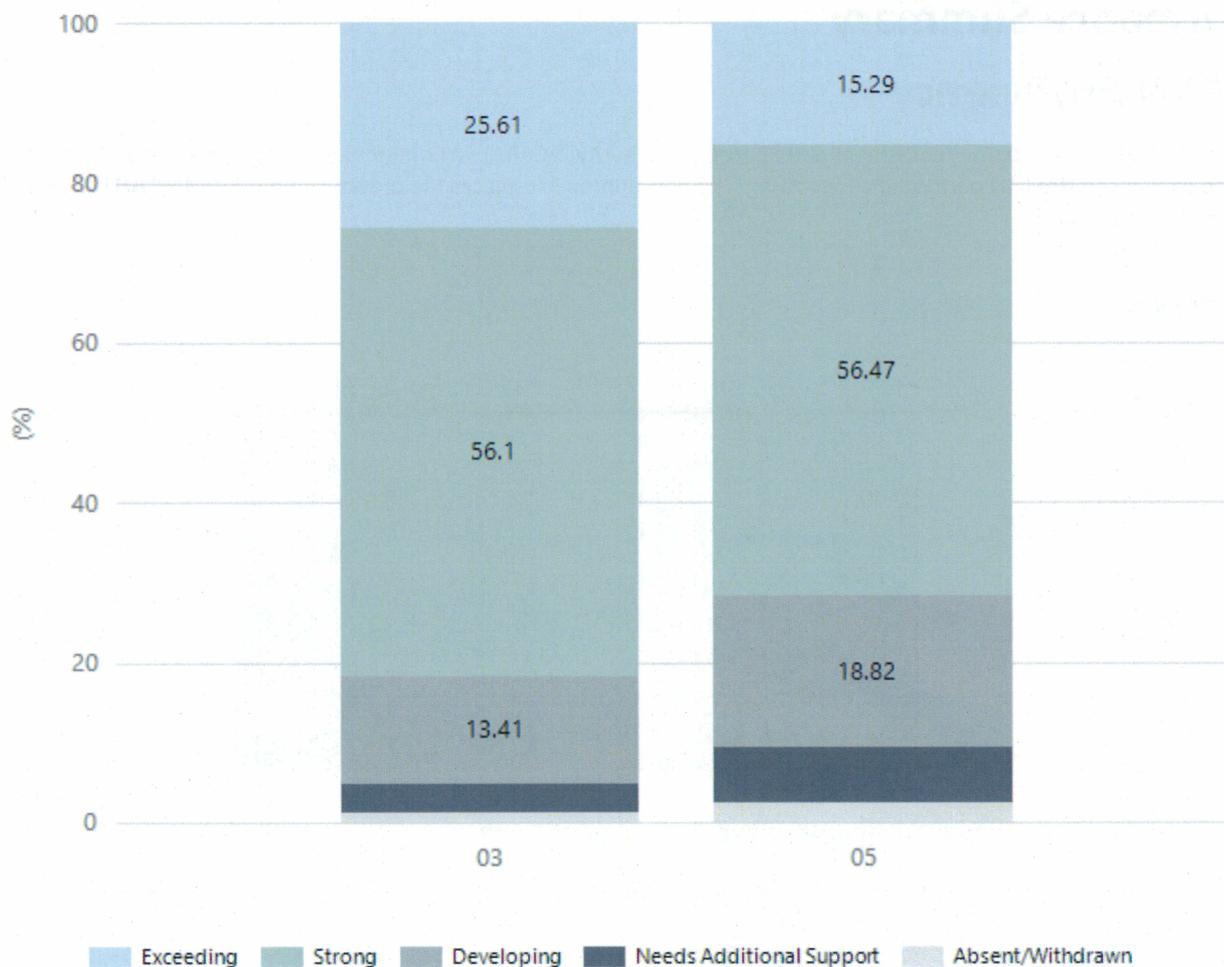
Numeracy



Year Level	03	05
Exceeding	6	2
Strong	52	48
Developing	19	25
Needs Additional Support	3	8
Absent/Withdrawn	2	2
Total	82	85

Data Source: Department for Education Assessment Data Holdings, 2024. If there are less than 6 students who sat NAPLAN in a school, no information will be shown. If a year level has less than 6 students, that year level will not be shown in NAPLAN results.

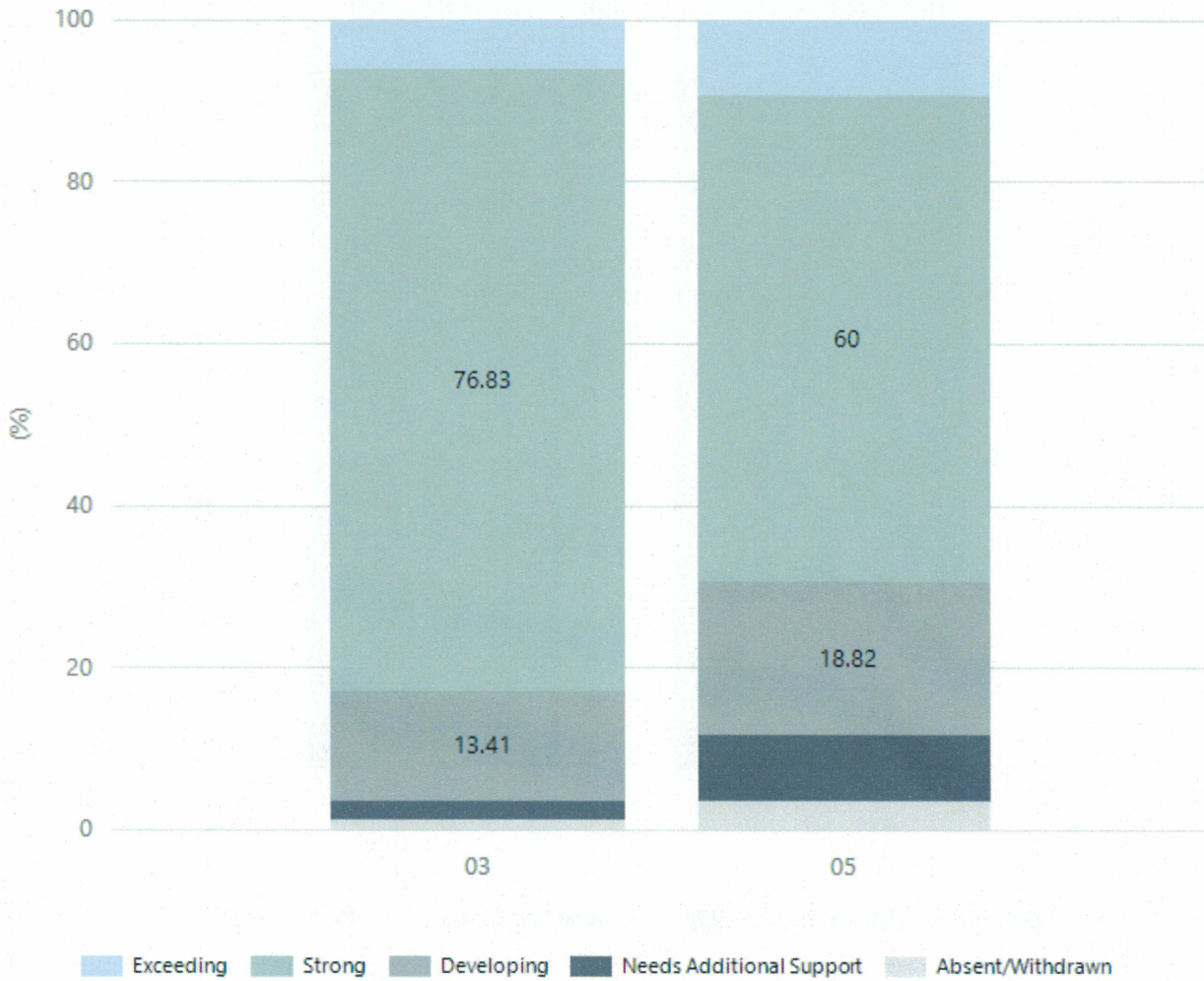
Reading



Year Level	03	05
Exceeding	21	13
Strong	46	48
Developing	11	16
Needs Additional Support	3	6
Absent/Withdrawn	1	2
Total	82	85

Data Source: Department for Education Assessment Data Holdings, 2024. If there are less than 6 students who sat NAPLAN in a school, no information will be shown. If a year level has less than 6 students, that year level will not be shown in NAPLAN results.

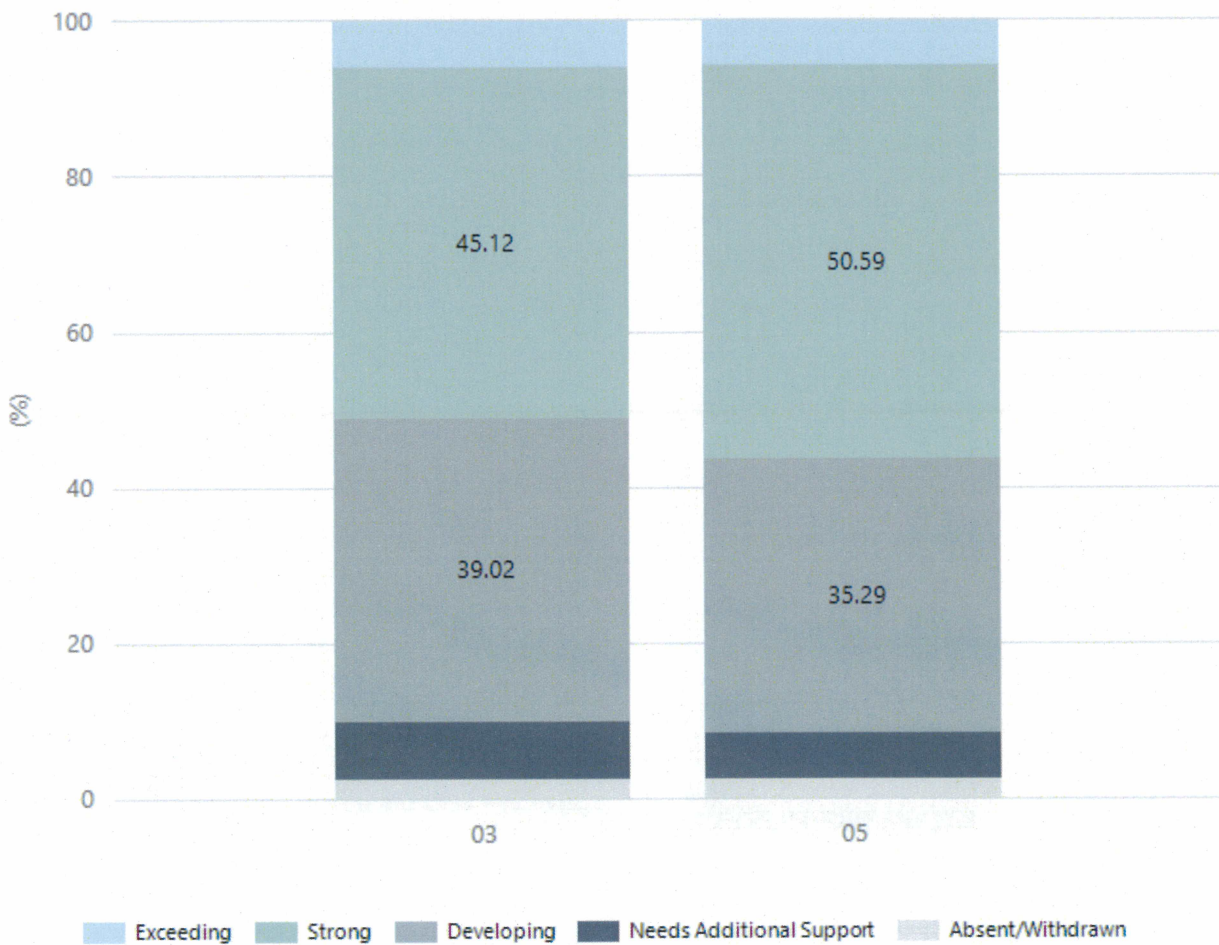
Writing



Year Level	03	05
Exceeding	5	8
Strong	63	51
Developing	11	16
Needs Additional Support	2	7
Absent/Withdrawn	1	3
Total	82	85

Data Source: Department for Education Assessment Data Holdings, 2024. If there are less than 6 students who sat NAPLAN in a school, no information will be shown. If a year level has less than 6 students, that year level will not be shown in NAPLAN results.

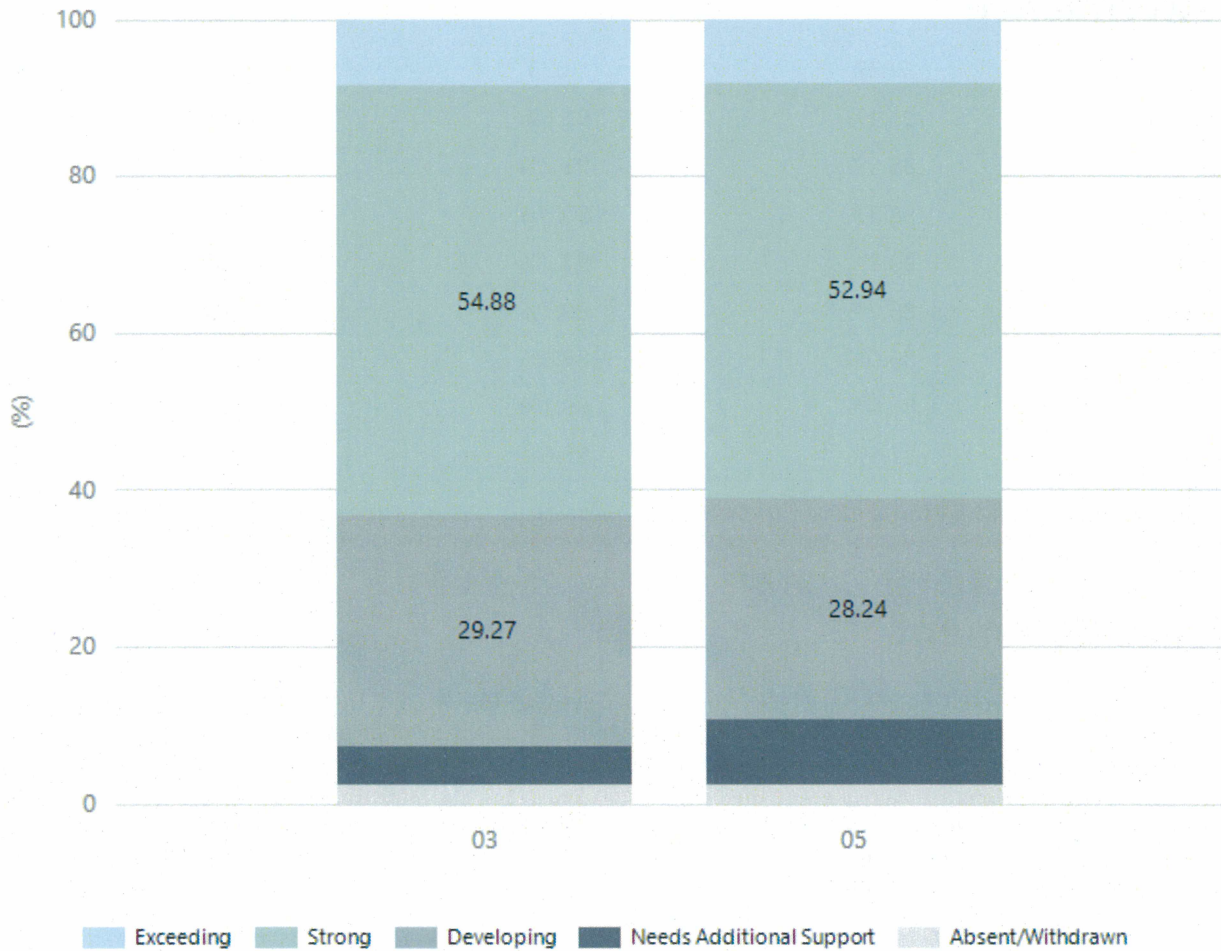
Grammar



Year Level	03	05
Exceeding	5	5
Strong	37	43
Developing	32	30
Needs Additional Support	6	5
Absent/Withdrawn	2	2
Total	82	85

Data Source: Department for Education Assessment Data Holdings, 2024. If there are less than 6 students who sat NAPLAN in a school, no information will be shown. If a year level has less than 6 students, that year level will not be shown in NAPLAN results.

Spelling



Year Level	03	05
Exceeding	7	7
Strong	45	45
Developing	24	24
Needs Additional Support	4	7
Absent/Withdrawn	2	2
Total	82	85

Data Source: Department for Education Assessment Data Holdings, 2024. If there are less than 6 students who sat NAPLAN in a school, no information will be shown. If a year level has less than 6 students, that year level will not be shown in NAPLAN results.

School Attendance

Year Level	2022	2023	2024
Reception	91.1%	91.6%	94.0%
Year 01	85.5%	91.2%	91.5%
Year 02	88.3%	90.3%	92.6%
Year 03	90.1%	92.2%	92.6%
Year 04	86.7%	89.7%	93.6%
Year 05	86.0%	89.3%	91.4%
Year 06	86.6%	89.1%	91.2%
Total	87.9%	90.6%	92.4%

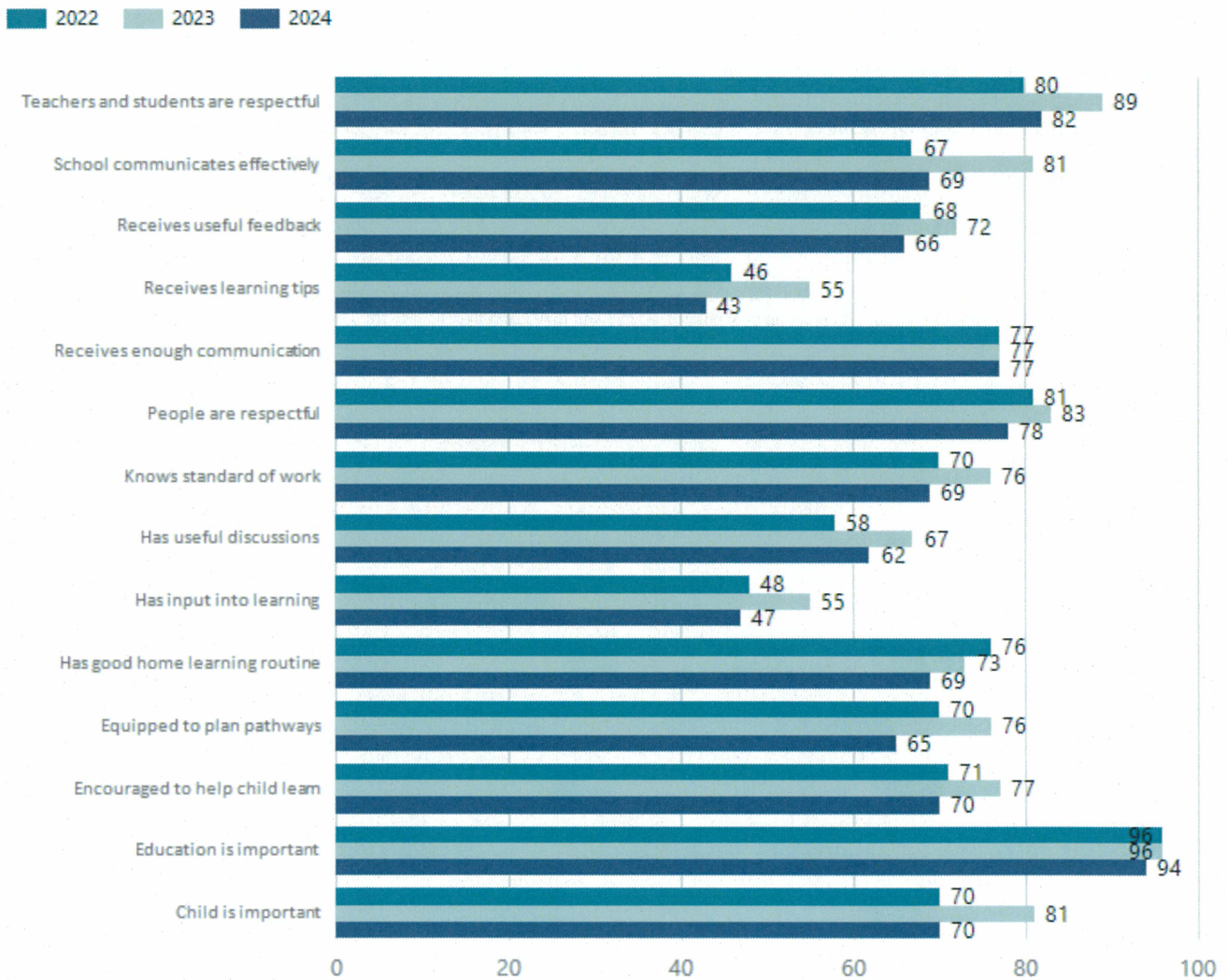
Data Source: Department for Education Attendance Data, Semester 1 Report 2024. A blank cell indicates there were no students enrolled. 'Primary Other' includes students enrolled in specialised education options. 'Secondary Other' includes students who have already spent a year at Year 12 and elected to undertake further study at Year 12.

Attendance Comment

In South Australia, all children and young people must be in school from 6 years to 16 years old. They must attend a government or non-government school full time. From age 16 to 17 however, young people must attend school or an approved learning program (such as an apprenticeship, traineeship, accredited course or university). Schools and parents must encourage and support students to come to school every day. Parents and caregivers must make sure their child is enrolled in a school, and attends school all day and everyday it is open, unless a child is sick or has an approved exemption. Teachers and leaders actively follow up when a student misses school, including recording all absences and non-attendance. All schools in South Australia have local attendance procedures governed under the Education and Children's Services Regulations 2020.

School Parent Opinion Survey Results

Proportion of agree/strongly agree response(%)



Data Source: 2024 Department for Education Parent Opinions Survey, Term 3 2024.

Intended Destination

Leave Reason	Number	%
NG - ATTENDING NON-GOV SCHOOL IN SA	4	40.0%
NS - LEFT SA FOR NSW	1	10.0%
TG - TRANSFERRED TO SA GOVERNMENT SCHOOL	4	40.0%
VI - LEFT SA FOR VIC	1	10.0%

Data Source: Department for Education Destination Data Report, 2024. Data extract term 3 2024. Data shows recorded destinations for students that left the school in the previous year. Data is uploaded by schools in term 3 and may not reflect final or total figures at time of report creation.

Highest Qualifications held by the teaching workforce and workforce composition

All teachers at this school are qualified and registered with the SA Teachers Registration Board.

Qualification Level	Number of Qualifications
Bachelor's degrees or Diplomas	32
Postgraduate Qualifications	9

Data Source: Data extracted from Mandatory Workforce Information Collections as on the last pay date of June 2024. As self-reported by staff in the system.

Please note: Data includes staff who are Actively employed and on extended paid leave. Please note only the highest qualification of the Teaching staff is reported. Excludes any number of other certifications earned.

Workforce composition including indigenous staff

	Teaching Staff		Non-Teaching Staff	
	Indigenous	Non-Indigenous	Indigenous	Non-Indigenous
Full-Time Equivalents	0.0	36.1	0.0	12.2
Persons	0.0	41.0	0.0	20.0

Data Source: Data extracted from Mandatory Workforce Information Collection as on the last pay date of June 2024.

Please note: Data includes staff who are actively employed and on extended paid leave. "Indigenous category" is self-reported by staff in the system.

Financial Statement

Funding Source	Amount
Grants: State	\$ 6,574,599
Grants: Commonwealth	\$ 4,826
Parent Contributions	\$ 524,185
Fund Raising	\$ 54,478
Other	\$127,899

Data Source: School supplied data.

