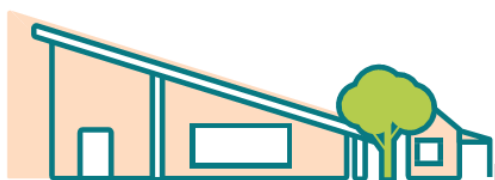


Actively creating the future

Para Hills West Primary School



2024 annual report to the Community

Para Hills West Primary School

Para Hills West Primary School number: 1045

Partnership: Montague



School principal:

Richard Noack

Date of endorsement:

11/02/2025



Government
of South Australia
Department for Education

Context Statement

Para Hills West Primary School caters for students from R-6. At the time of this report, the enrolment in 2024 is 270. Para Hills West Primary School is classified as Category 3 on the Department for Education Index of Educational Disadvantage. At the time of this report, the school population includes 6% Aboriginal students, 17% students with disabilities, 16% students with English as an additional language or dialect (EALD) funded background. Further information about the school is available on the school's website (including its context statement), as well as the My School website.

Data Source: Department for Education data holdings from Mid census captured in AUGUST 2024.

Governing Council Report

In my second year, I am honoured to have held the role of chairperson of the Para Hills West Primary School Governing Council. Most of our council has carried on from 2023 with the addition of a few new members to make up our team.

The Governing Council of our school is an important body made up of friends, parents, teachers and the leadership team of the school. It is responsible for the major decision making of how our school is run and to work through our policies and procedures to make for a smooth-running school.

2024 has been an exciting year as always with our usual events such as Sports Day, Concert, Book Week, Footsteps Dance, Wakakirri, Children's University, Festival of Music Choir as well as stalls for Mother's Day and Father's Day. The year 4,5,6 students attended a camp at Arbury Park which was a fabulous success and great to see students develop their skills in an environmental camp over three days. PHWPS also participated in SAPSASA events including Netball, Football and Tag Rugby to name a few.

During 2024, the School Improvement Plan continued the focus on improving student achievement and outcomes in both Reading and Mathematics. The staff have been engaged in professional learning in developing an effective structure in mathematics where daily Maths Chats are an integral part of the student's learning. The shift from Running records to DIBELS ORF and Maze was also being trialled by staff. The school has also begun to work with the Department for Education's New Strategy – Children and Student's Learning and Thriving. This is an exciting time for the Governing Council as they will explore this Strategy further in 2025.

The IELC continued to grow with the creation of 5 classes and saw the number students increase rapidly from 45 students to 70 by the end of the year. This is a wonderful opportunity for our school to add another dimension to our school community and embracing the rich cultures from across the world.

This year our school canteen remained open for two days per week, thanks to Anita Ryall. She has volunteered in our canteen for the past 3 years and it is sad to say that she will no longer be able to continue in 2025. We are currently seeking other parent volunteers to take over and help keep our canteen open as a service to our school community. On behalf of the Governing Council, I would like to thank Anita for the wonderful work and commitment she has given our school.

We, as the governing council, are always happy to have additional members and we will look forward to welcoming new members at the AGM in 2025. I would also like to take this opportunity to thank all the Governing Council members for their commitment and hard work this year and in particular, all who volunteer their time during many of the events on the school calendar.

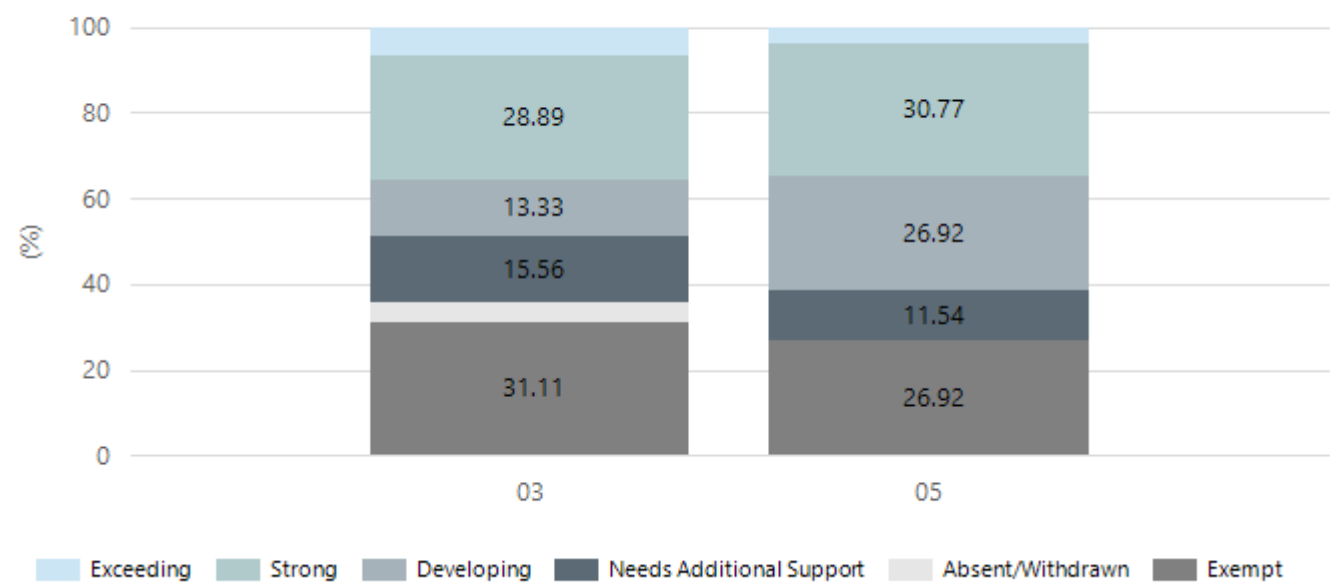
Steven Bradshaw Chairperson Governing Council 2024

Performance Summary

NAPLAN Proficiency

In 2023 the Australian Curriculum, Assessment and Reporting Authority (ACARA) - a Commonwealth Independent statutory authority - announced changes to NAPLAN performance reporting. The new approach replaces the previous numerical NAPLAN bands and the national minimum standard.

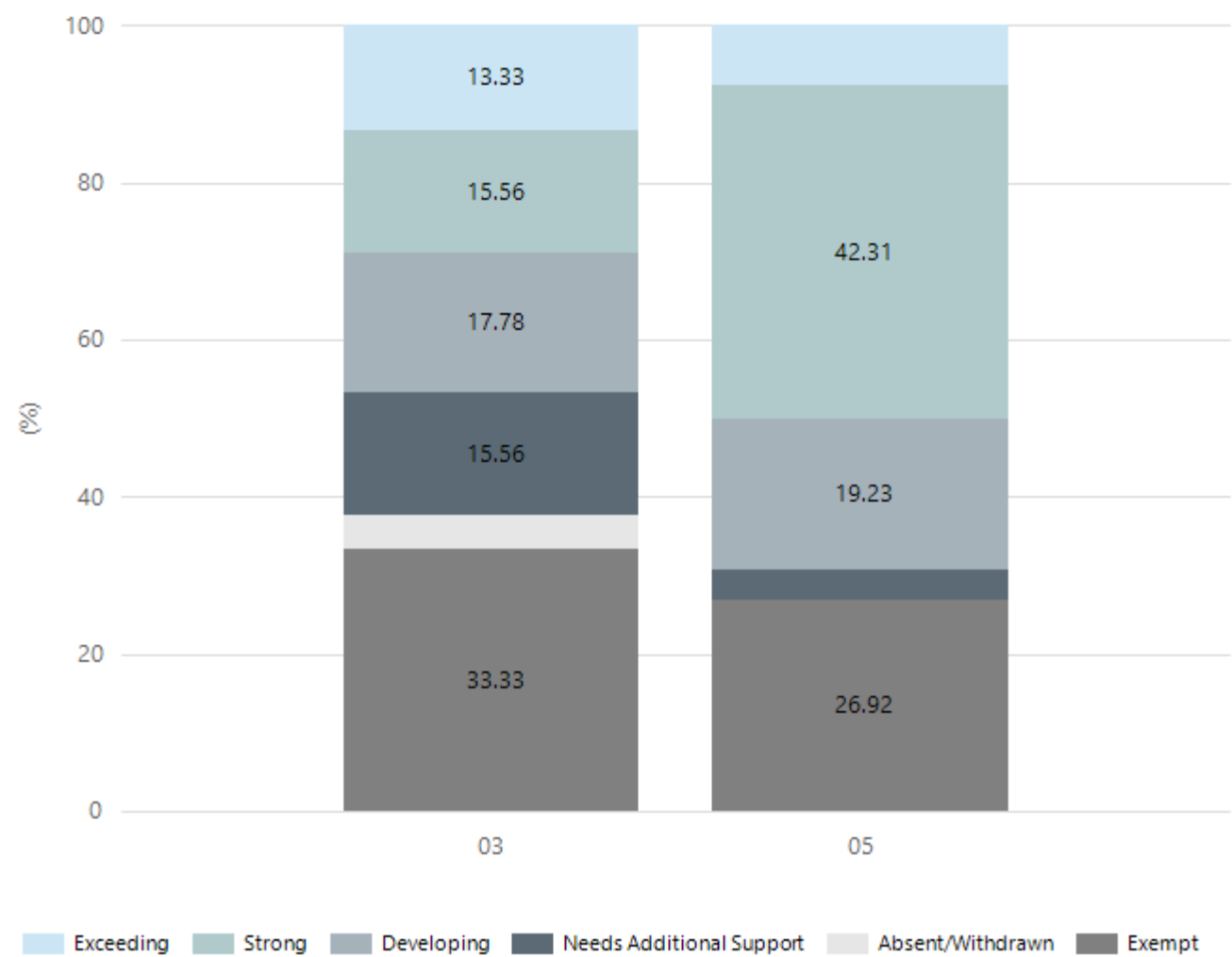
Numeracy



Year Level	03	05
Exceeding	3	1
Strong	13	8
Developing	6	7
Needs Additional Support	7	3
Absent/Withdrawn	2	
Exempt	14	7
Total	45	26

Data Source: Department for Education Assessment Data Holdings, 2024. If there are less than 6 students who sat NAPLAN in a school, no information will be shown. If a year level has less than 6 students, that year level will not be shown in NAPLAN results.

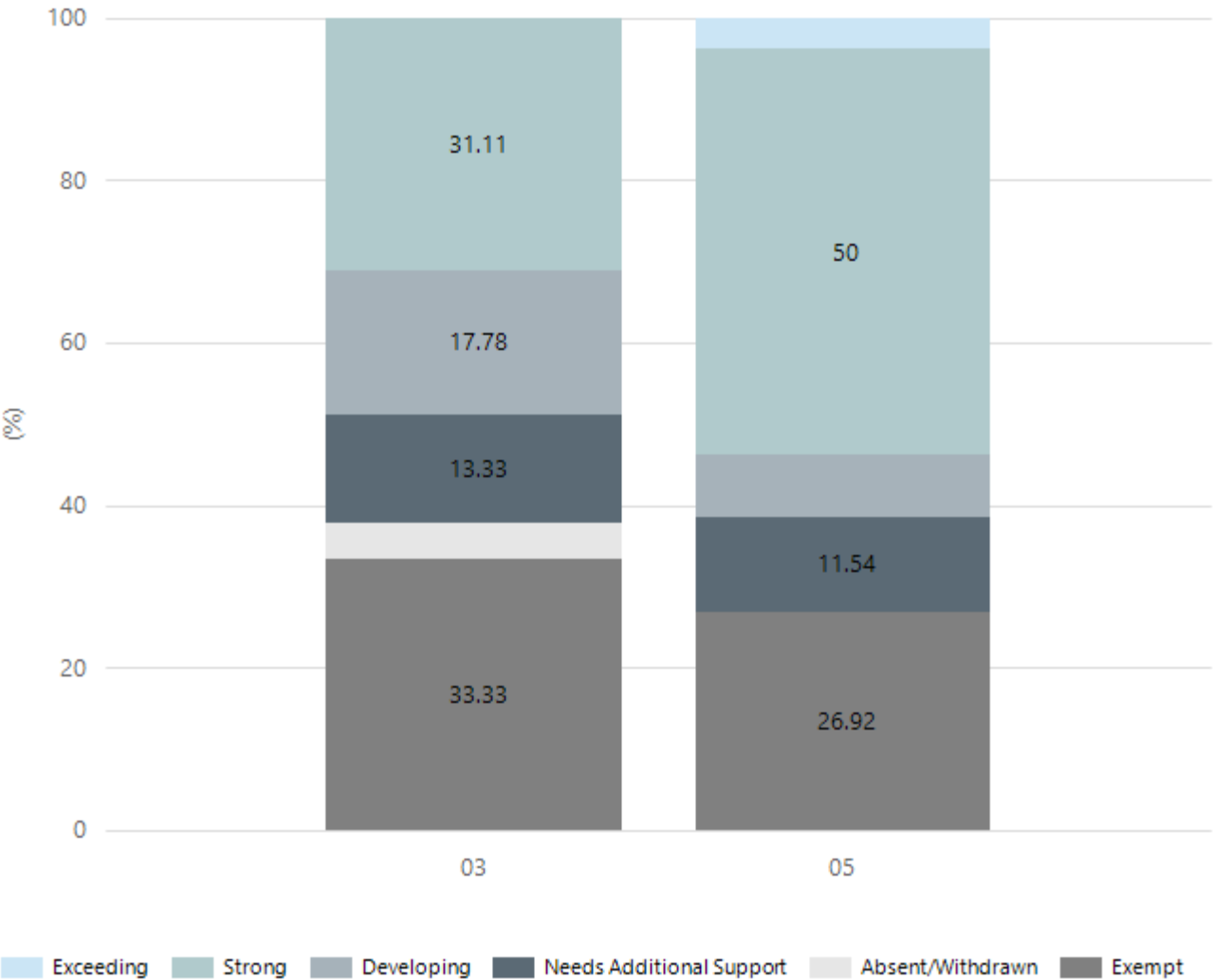
Reading



Year Level	03	05
Exceeding	6	2
Strong	7	11
Developing	8	5
Needs Additional Support	7	1
Absent/Withdrawn	2	
Exempt	15	7
Total	45	26

Data Source: Department for Education Assessment Data Holdings, 2024. If there are less than 6 students who sat NAPLAN in a school, no information will be shown. If a year level has less than 6 students, that year level will not be shown in NAPLAN results.

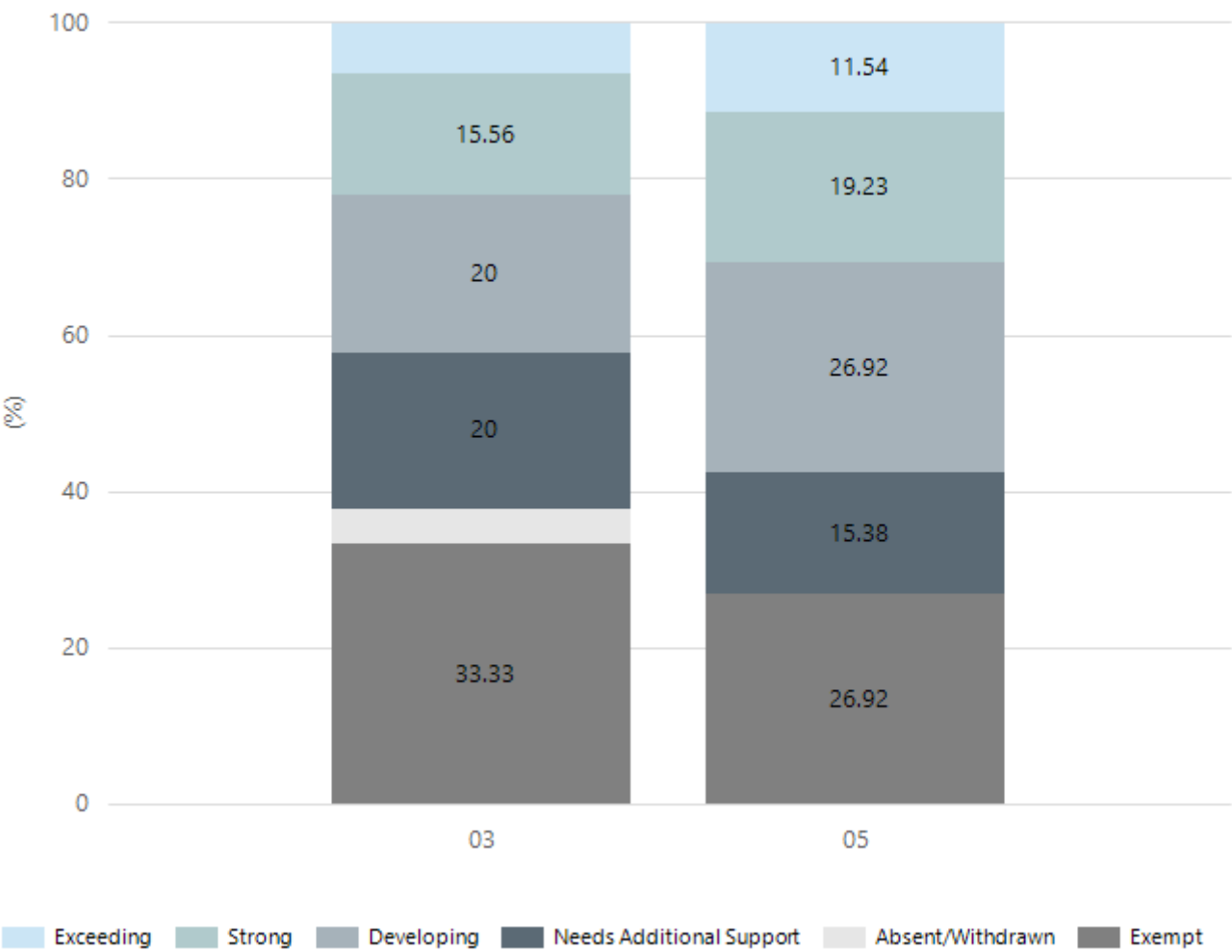
Writing



Year Level	03	05
Exceeding		1
Strong	14	13
Developing	8	2
Needs Additional Support	6	3
Absent/Withdrawn	2	
Exempt	15	7
Total	45	26

Data Source: Department for Education Assessment Data Holdings, 2024. If there are less than 6 students who sat NAPLAN in a school, no information will be shown. If a year level has less than 6 students, that year level will not be shown in NAPLAN results.

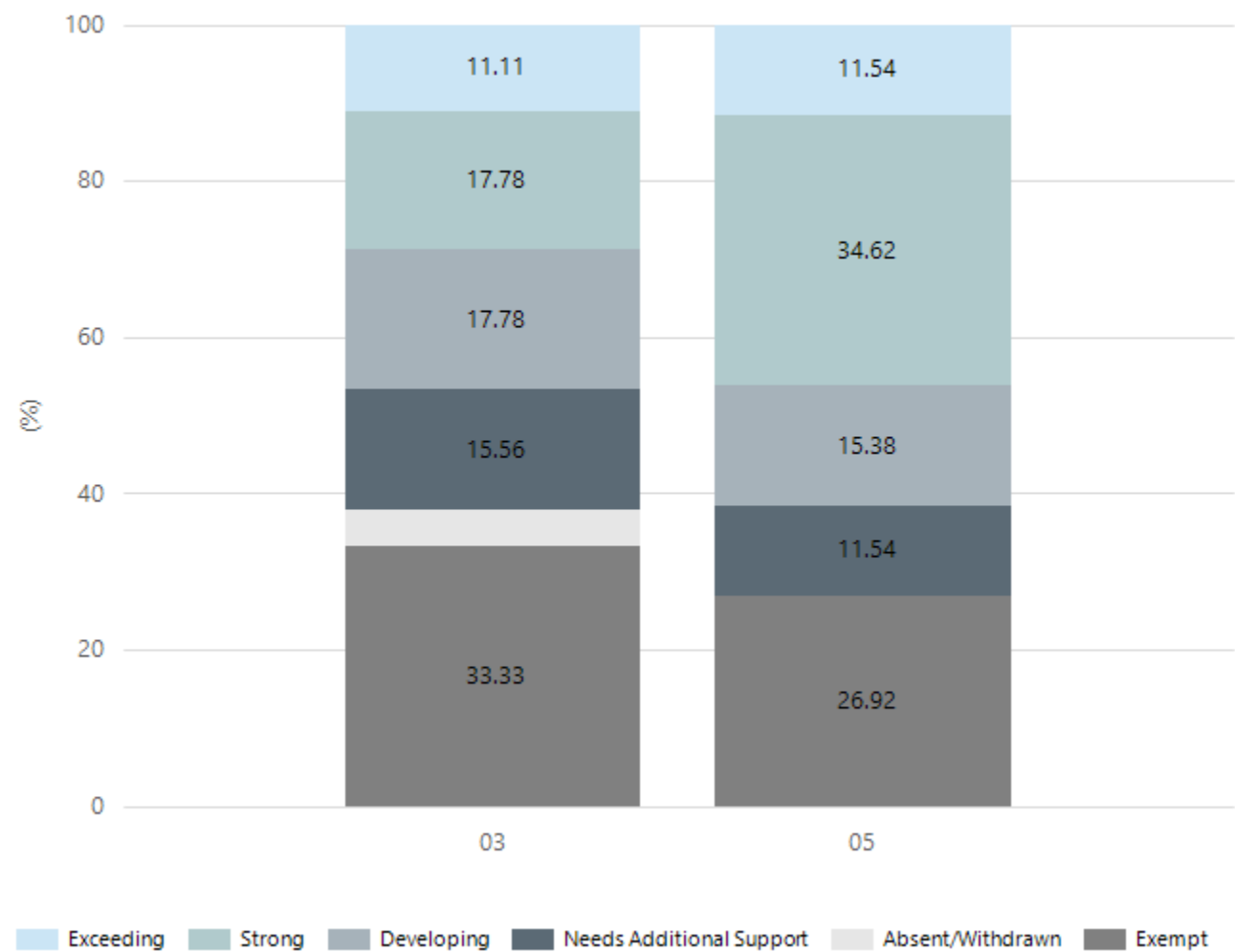
Grammar



Year Level	03	05
Exceeding	3	3
Strong	7	5
Developing	9	7
Needs Additional Support	9	4
Absent/Withdrawn	2	
Exempt	15	7
Total	45	26

Data Source: Department for Education Assessment Data Holdings, 2024. If there are less than 6 students who sat NAPLAN in a school, no information will be shown. If a year level has less than 6 students, that year level will not be shown in NAPLAN results.

Spelling



Year Level	03	05
Exceeding	5	3
Strong	8	9
Developing	8	4
Needs Additional Support	7	3
Absent/Withdrawn	2	
Exempt	15	7
Total	45	26

Data Source: Department for Education Assessment Data Holdings, 2024. If there are less than 6 students who sat NAPLAN in a school, no information will be shown. If a year level has less than 6 students, that year level will not be shown in NAPLAN results.

School Attendance

Year Level	2022	2023	2024
Reception	81.9%	80.3%	85.9%
Year 01	82.5%	79.9%	83.7%
Year 02	84.2%	82.8%	89.1%
Year 03	86.4%	85.5%	83.7%
Year 04	78.6%	82.2%	85.5%
Year 05	76.1%	84.1%	83.4%
Year 06	73.8%	80.0%	89.8%
Primary Other		90.4%	90.6%
Total	80.3%	83.6%	86.9%

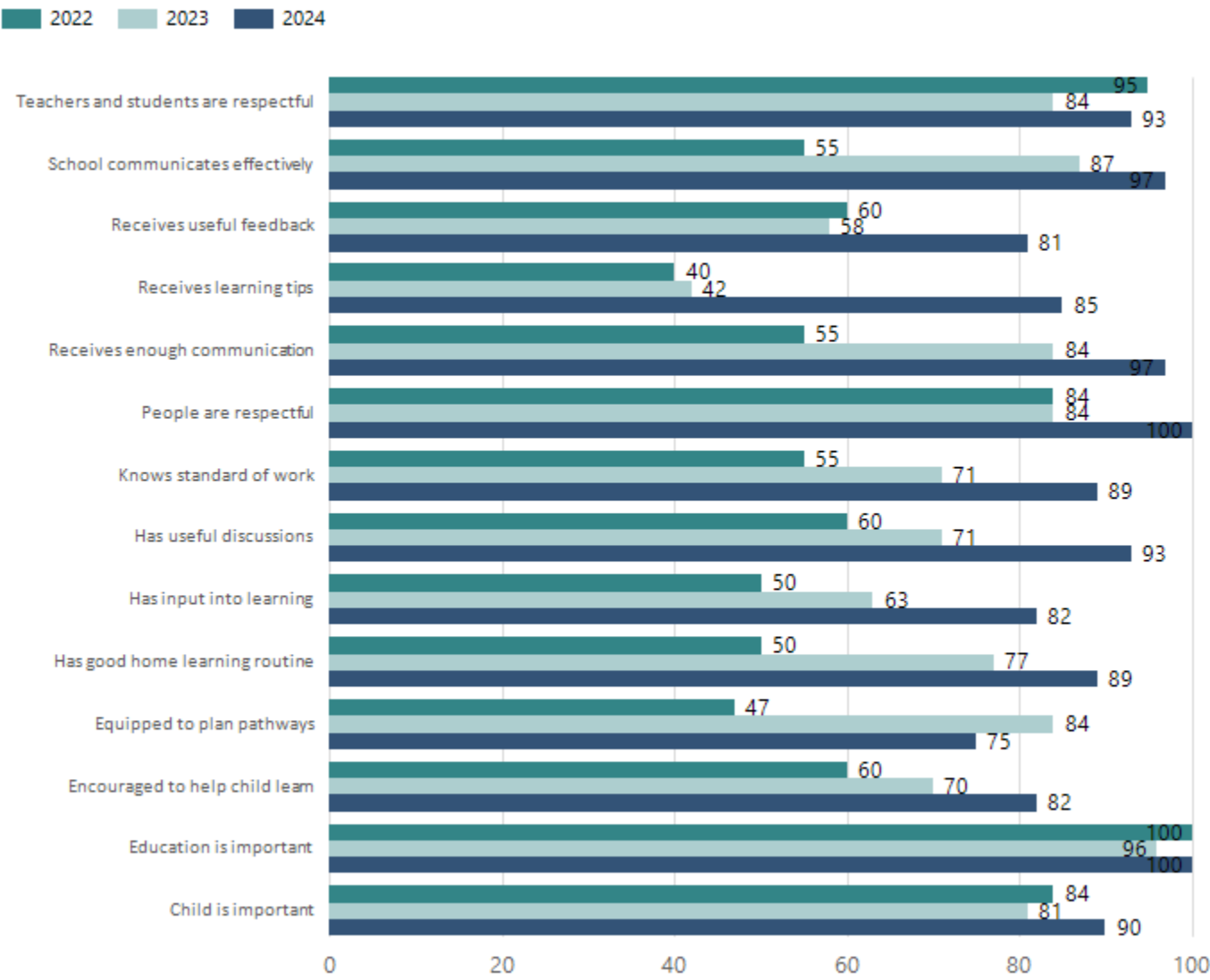
Data Source: Department for Education Attendance Data, Semester 1 Report 2024. A blank cell indicates there we no students enrolled. 'Primary Other' includes students enrolled in specialised education options. 'Secondary Other' includes students who have already spent a year at Year 12 and elected to undertake further study at Year 12.

Attendance Comment

In South Australia, all children and young people must be in school from 6 years to 16 years old. They must attend a government or non-government school full time. From age 16 to 17 however, young people must attend school or an approved learning program (such as an apprenticeship, traineeship, accredited course or university). Schools and parents must encourage and support students to come to school every day. Parents and caregivers must make sure their child is enrolled in a school, and attends school all day and everyday it is open, unless a child is sick or has an approved exemption. Teachers and leaders actively follow up when a student misses school, including recording all absences and non-attendance. All schools in South Australia have local attendance procedures governed under the Education and Children's Services Regulations 2020.

School Parent Opinion Survey Results

Proportion of agree/strongly agree response(%)



Data Source: 2024 Department for Education Parent Opinions Survey, Term 3 2024.

Intended Destination

Leave Reason	Number	%
NG - ATTENDING NON-GOV SCHOOL IN SA	3	12.0%
NS - LEFT SA FOR NSW	1	4.0%
TG - TRANSFERRED TO SA GOVERNMENT SCHOOL	21	81.0%
VI - LEFT SA FOR VIC	1	4.0%

Data Source: Department for Education Destination Data Report, 2024. Data extract term 3 2024. Data shows recorded destinations for students that left the school in the previous year. Data is uploaded by schools in term 3 and may not reflect final or total figures at time of report creation.

Highest Qualifications held by the teaching workforce and workforce composition

All teachers at this school are qualified and registered with the SA Teachers Registration Board.

Qualification Level	Number of Qualifications
Bachelor's degrees or Diplomas	15
Postgraduate Qualifications	7

Data Source: Data extracted from Mandatory Workforce Information Collections as on the last pay date of June 2024. As self-reported by staff in the system.

Please note: Data includes staff who are Actively employed and on extended paid leave. Please note only the highest qualification of the Teaching staff is reported. Excludes any number of other certifications earned.

Workforce composition including indigenous staff

	Teaching Staff		Non-Teaching Staff	
	Indigenous	Non-Indigenous	Indigenous	Non-Indigenous
Full-Time Equivalents	0.0	20.3	0.3	13.1
Persons	0.0	23.0	1.0	18.0

Data Source: Data extracted from Mandatory Workforce Information Collection as on the last pay date of June 2024.

Please note: Data includes staff who are actively employed and on extended paid leave. "Indigenous category" is self-reported by staff in the system.

Financial Statement

Funding Source	Amount
Grants: State	\$4,003,769.53
Grants: Commonwealth	\$8,461.00
Parent Contributions	\$59,908.75
Fund Raising	3623.55
Other	11,934.00

Data Source: School supplied data.