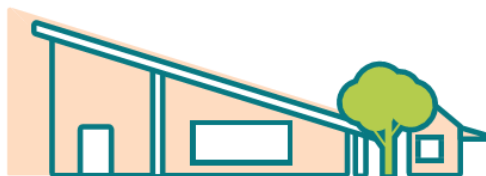




2024 Annual Report to the Community

Grange Primary School

Grange Primary School number: 1022
 Partnership: Western Adelaide Shores



School principal:

Grant Small

Date of endorsement:

10/02/2025



Government of South Australia
 Department for Education

Context Statement

Grange Primary School caters for students from R-6. At the time of this report, the enrolment in 2024 is 721. Grange Primary School is classified as Category 6 on the Department for Education Index of Educational Disadvantage. At the time of this report, the school population includes 3% Aboriginal students, 7% students with disabilities, 11% students with English as an additional language or dialect (EALD) funded background, 1% children/young people in care. Further information about the school is available on the school's website (including its context statement), as well as the My School website.

Data Source: Department for Education data holdings from Mid census captured in AUGUST 2024.

Governing Council Report

In 2024, we were delighted to welcome back Grant Small, our long-term Principal, following his secondment as Director for Curriculum Support within the Department for Education, which began in early 2023.

The Governing Council acknowledges the dedication of our talented and passionate teaching staff and SSOs. We express our heartfelt gratitude for their unwavering commitment to our students, ensuring positive learning outcomes for all, regardless of their starting point. Our school values—Show Respect, Best Effort, and Be Kind—were evident throughout the year, embraced by both students and the broader school community. This collective commitment fostered a cohesive, collaborative, and safe environment where students could thrive.

One of the year's highlights was the launch of Spotlight News, which not only connected our entire school community but also provided a fantastic learning opportunity for our Year 6 students. We extend our gratitude to Daniel Moyle, Lori Maresca, and Jacob Rudd for their outstanding efforts in bringing this initiative to life.

Our Out of School Hours Care (OSHC) service has seen great success this year. Jasminka Huskic and her team continue to provide an outstanding service for our school community, and we commend them for their great work. The decision to recruit additional OSHC staff has allowed us to expand and enhance the service even further. Another significant milestone was Jasminka's well-deserved long break. We are pleased she had the opportunity to take time for herself, as we all recognize her incredible commitment to her role.

In the canteen, Jo Owen has done an exceptional job, ensuring smooth and efficient operations. The decision to have the canteen cater for our OSHC students has been a great success. As most of you know, we farewelled Jo, our long-standing Canteen Manager, at the end of 2024. We sincerely thank her for her hard work and dedication over the years, she has done an outstanding job and left the service in an excellent position. We are pleased to welcome Polly Jarret as our new Canteen Manager in 2025. We were fortunate to secure her in late 2024, and with her extensive experience, including managing the Hallett Cove Primary School Canteen, we are confident she will continue Jo's great work.

On behalf of the Governing Council, I also want to thank Jess, our Business Manager, for her tireless work throughout the year. Her dedication and expertise in managing the school's finances, particularly with the introduction of the new EMS system, have been invaluable.

I would also like to acknowledge Grant and Sophia for their outstanding work on the planning and development of the new school perimeter fence. This project, funded by the Department, has significantly reduced vandalism and is a fantastic addition that complements the overall design of our school.

A major highlight of the year was the official opening of the Grant Small Building in May, a significant milestone in our school's history. The event was attended by members of the Governing Council and school staff, key project stakeholders, Minister for Education the Honourable Blair Boyer, local MP the Honourable Matt Cowdrey, and Uncle Frank, who conducted a Welcome to Country and smoking ceremony. Most importantly, a cross-section of students from all year levels participated in the celebration. The building, which houses three classrooms and our Innovation Centre, Tirkanthi Kuu (Our Place of Learning), will benefit our students for years to come. We sincerely thank everyone who contributed to and attended this special occasion.

Lastly, I want to express my gratitude to all our committee members for your ongoing support and commitment throughout the year. Thank you for giving your time, working hard, and contributing to another successful and rewarding year for Grange Primary School.

Thank you.

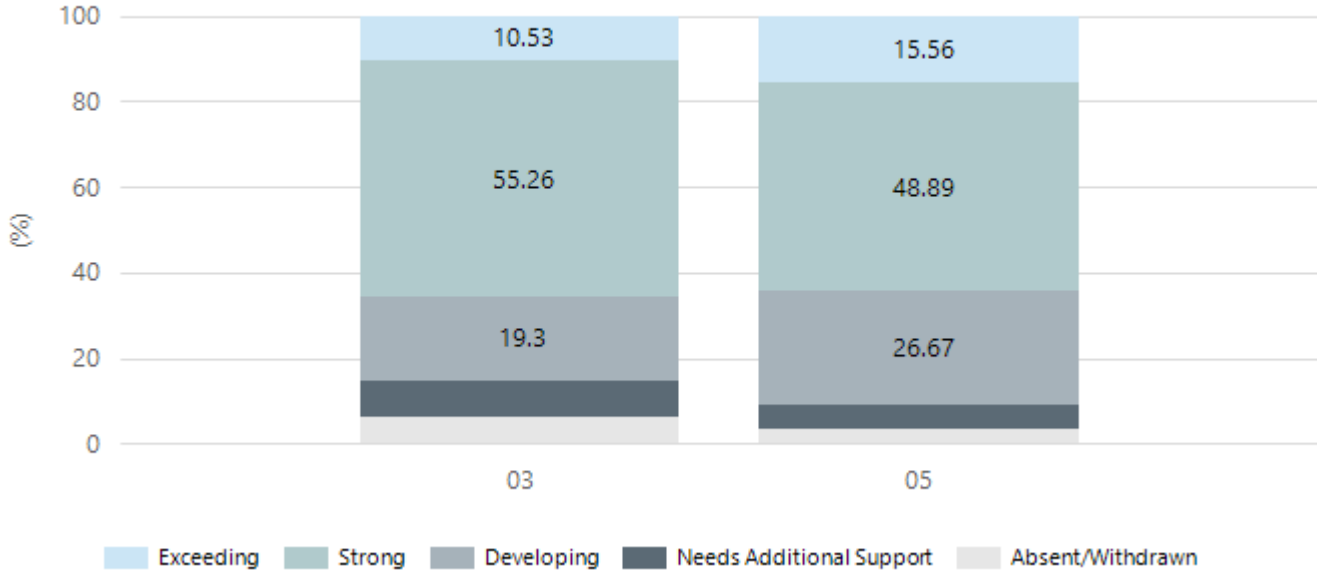
Chris White
Chairperson, 2024.

Performance Summary

NAPLAN Proficiency

In 2023 the Australian Curriculum, Assessment and Reporting Authority (ACARA) - a Commonwealth Independent statutory authority - announced changes to NAPLAN performance reporting. The new approach replaces the previous numerical NAPLAN bands and the national minimum standard.

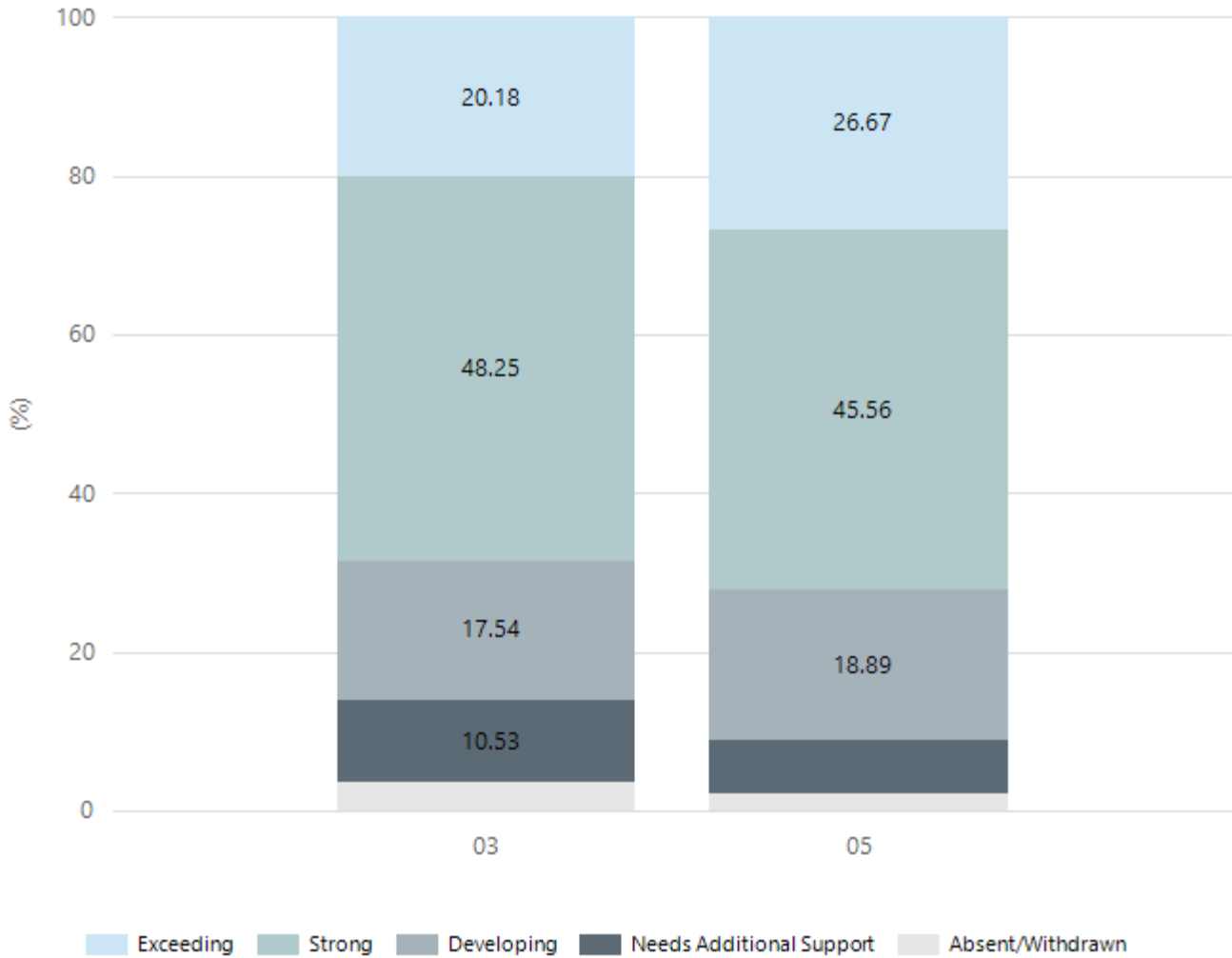
Numeracy



Year Level	03	05
Exceeding	12	14
Strong	63	44
Developing	22	24
Needs Additional Support	10	5
Absent/Withdrawn	7	3
Total	114	90

Data Source: Department for Education Assessment Data Holdings, 2024. If there are less than 6 students who sat NAPLAN in a school, no information will be shown. If a year level has less than 6 students, that year level will not be shown in NAPLAN results.

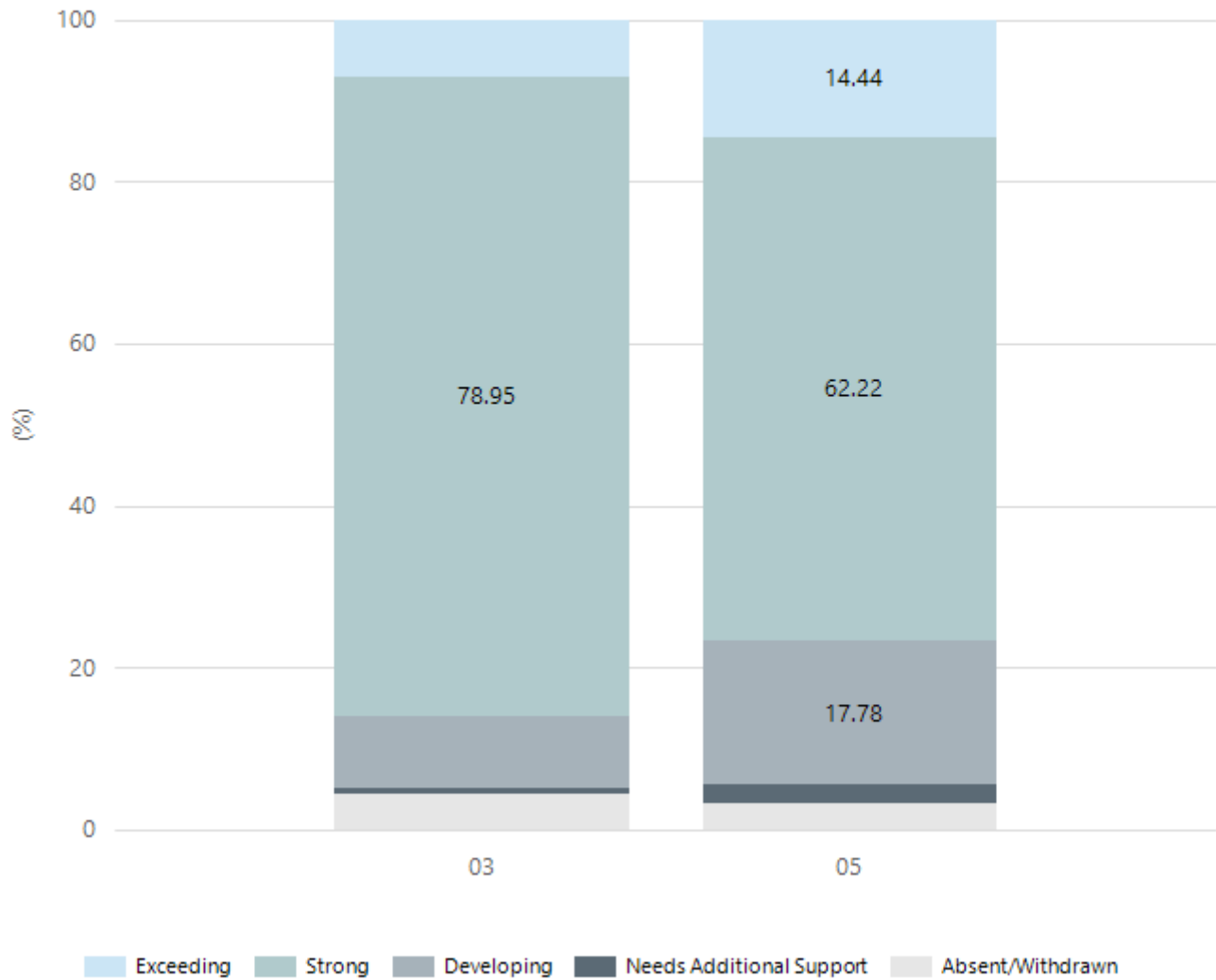
Reading



Year Level	03	05
Exceeding	23	24
Strong	55	41
Developing	20	17
Needs Additional Support	12	6
Absent/Withdrawn	4	2
Total	114	90

Data Source: Department for Education Assessment Data Holdings, 2024. If there are less than 6 students who sat NAPLAN in a school, no information will be shown. If a year level has less than 6 students, that year level will not be shown in NAPLAN results.

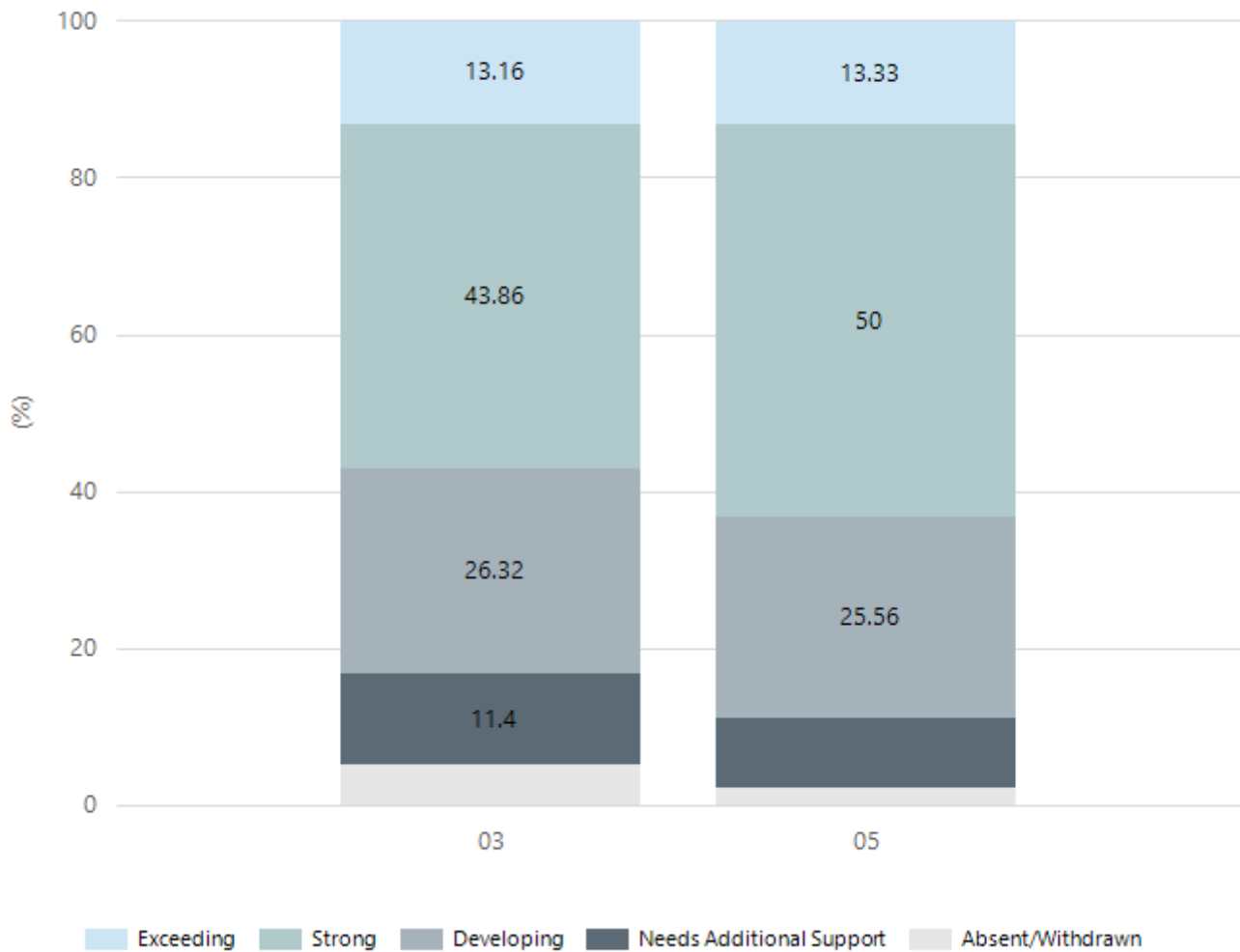
Writing



Year Level	03	05
Exceeding	8	13
Strong	90	56
Developing	10	16
Needs Additional Support	1	2
Absent/Withdrawn	5	3
Total	114	90

Data Source: Department for Education Assessment Data Holdings, 2024. If there are less than 6 students who sat NAPLAN in a school, no information will be shown. If a year level has less than 6 students, that year level will not be shown in NAPLAN results.

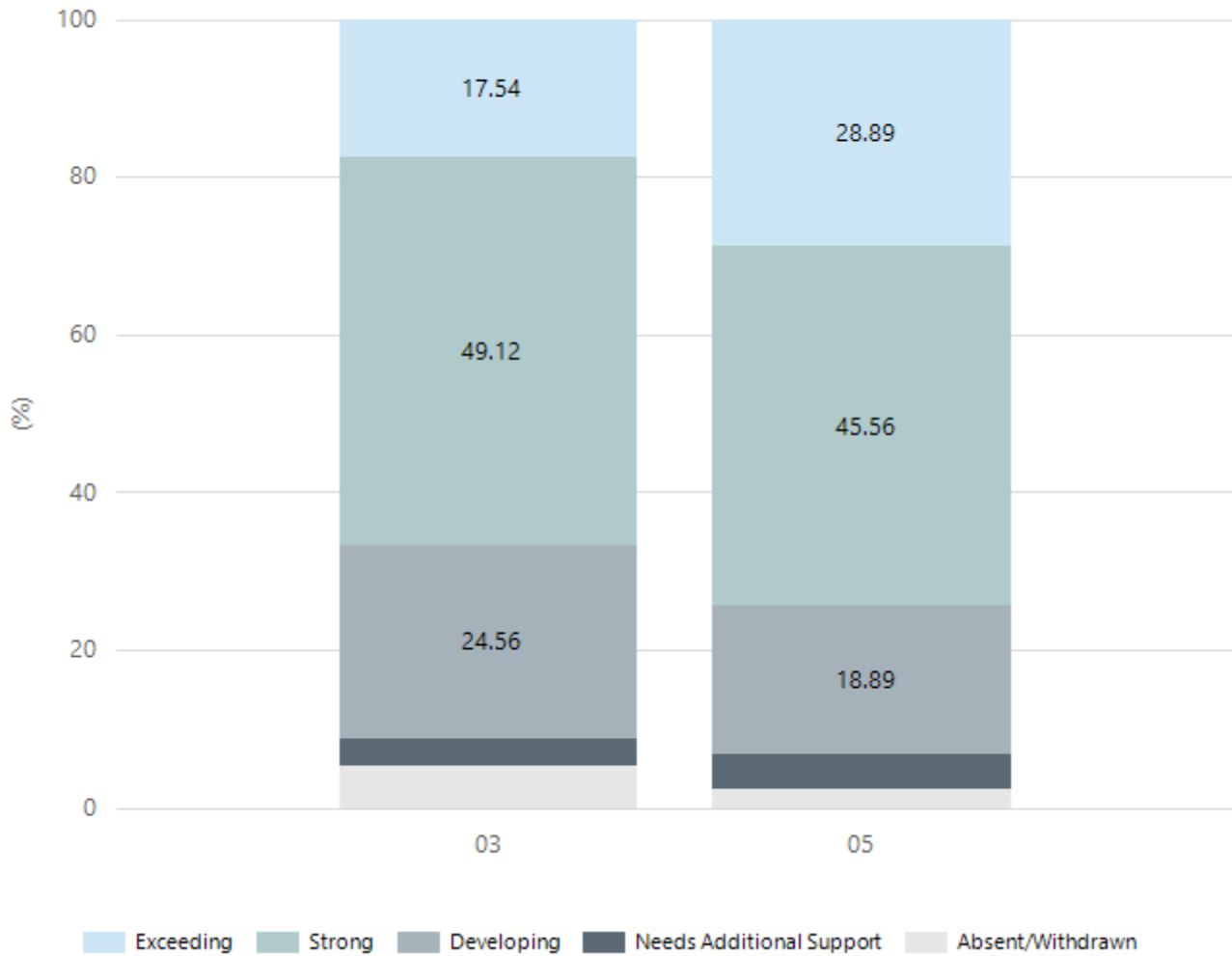
Grammar



Year Level	03	05
Exceeding	15	12
Strong	50	45
Developing	30	23
Needs Additional Support	13	8
Absent/Withdrawn	6	2
Total	114	90

Data Source: Department for Education Assessment Data Holdings, 2024. If there are less than 6 students who sat NAPLAN in a school, no information will be shown. If a year level has less than 6 students, that year level will not be shown in NAPLAN results.

Spelling



Year Level	03	05
Exceeding	20	26
Strong	56	41
Developing	28	17
Needs Additional Support	4	4
Absent/Withdrawn	6	2
Total	114	90

Data Source: Department for Education Assessment Data Holdings, 2024. If there are less than 6 students who sat NAPLAN in a school, no information will be shown. If a year level has less than 6 students, that year level will not be shown in NAPLAN results.

School Attendance

Year Level	2022	2023	2024
Reception	90.1%	92.2%	94.5%
Year 01	89.4%	92.6%	92.6%
Year 02	89.4%	91.1%	93.0%
Year 03	86.4%	91.1%	91.7%
Year 04	87.8%	90.1%	92.2%
Year 05	89.0%	89.5%	91.2%
Year 06	88.2%	90.8%	88.7%
Primary Other	100.0%	84.4%	
Total	88.6%	91.0%	91.9%

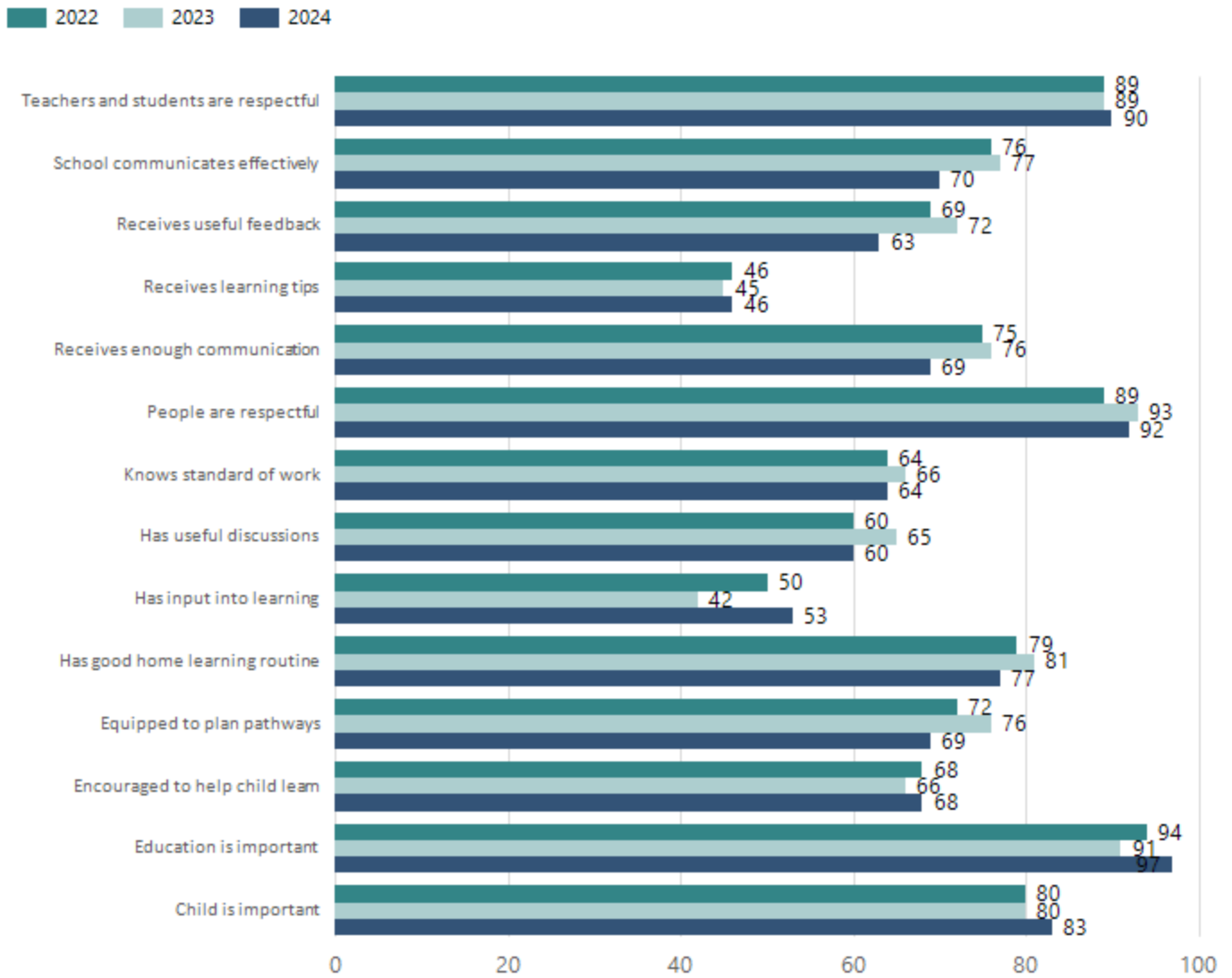
Data Source: Department for Education Attendance Data, Semester 1 Report 2024. A blank cell indicates there we no students enrolled. 'Primary Other' includes students enrolled in specialised education options. 'Secondary Other' includes students who have already spent a year at Year 12 and elected to undertake further study at Year 12.

Attendance Comment

In South Australia, all children and young people must be in school from 6 years to 16 years old. They must attend a government or non-government school full time. From age 16 to 17 however, young people must attend school or an approved learning program (such as an apprenticeship, traineeship, accredited course or university). Schools and parents must encourage and support students to come to school every day. Parents and caregivers must make sure their child is enrolled in a school, and attends school all day and everyday it is open, unless a child is sick or has an approved exemption. Teachers and leaders actively follow up when a student misses school, including recording all absences and non-attendance. All schools in South Australia have local attendance procedures governed under the Education and Children's Services Regulations 2020.

School Parent Opinion Survey Results

Proportion of agree/strongly agree response(%)



Data Source: 2024 Department for Education Parent Opinions Survey, Term 3 2024.

Intended Destination

Leave Reason	Number	%
IS - INTERSTATE	11	39.0%
NG - ATTENDING NON-GOV SCHOOL IN SA	2	7.0%
OV - LEFT SA FOR OVERSEAS	5	18.0%
TG - TRANSFERRED TO SA GOVERNMENT SCHOOL	1	4.0%
U - UNKNOWN	9	32.0%

Data Source: Department for Education Destination Data Report, 2024. Data extract term 3 2024. Data shows recorded destinations for students that left the school in the previous year. Data is uploaded by schools in term 3 and may not reflect final or total figures at time of report creation.

Highest Qualifications held by the teaching workforce and workforce composition

All teachers at this school are qualified and registered with the SA Teachers Registration Board.

Qualification Level	Number of Qualifications
Bachelor's degrees or Diplomas	34
Postgraduate Qualifications	16

Data Source: Data extracted from Mandatory Workforce Information Collections as on the last pay date of June 2024. As self-reported by staff in the system.

Please note: Data includes staff who are Actively employed and on extended paid leave. Please note only the highest qualification of the Teaching staff is reported. Excludes any number of other certifications earned.

Workforce composition including indigenous staff

	Teaching Staff		Non-Teaching Staff	
	Indigenous	Non-Indigenous	Indigenous	Non-Indigenous
Full-Time Equivalents	0.0	42.1	0.4	17.2
Persons	0.0	50.0	1.0	24.0

Data Source: Data extracted from Mandatory Workforce Information Collection as on the last pay date of June 2024.

Please note: Data includes staff who are actively employed and on extended paid leave. "Indigenous category" is self-reported by staff in the system.

Financial Statement

Funding Source	Amount
Grants: State	\$6,925,422.96
Grants: Commonwealth	NIL
Parent Contributions	\$334,051.71
Fund Raising	\$41,302.51
Other	\$126,437.83

Data Source: School supplied data.