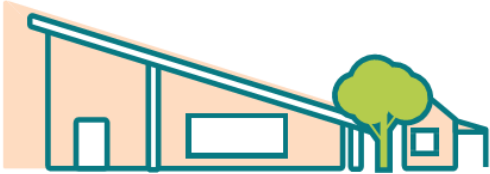




Adelaide East  
Education Centre



Honesty Kindness Courage



2023 annual report to the  
Community

# Adelaide East Education Centre

Adelaide East Education Centre : 0997  
Partnership: Campbell



School principal:

Sasikala Sivakumar

*Sasi*



Government  
of South Australia  
Department for Education

Date of endorsement:

12/02/2024

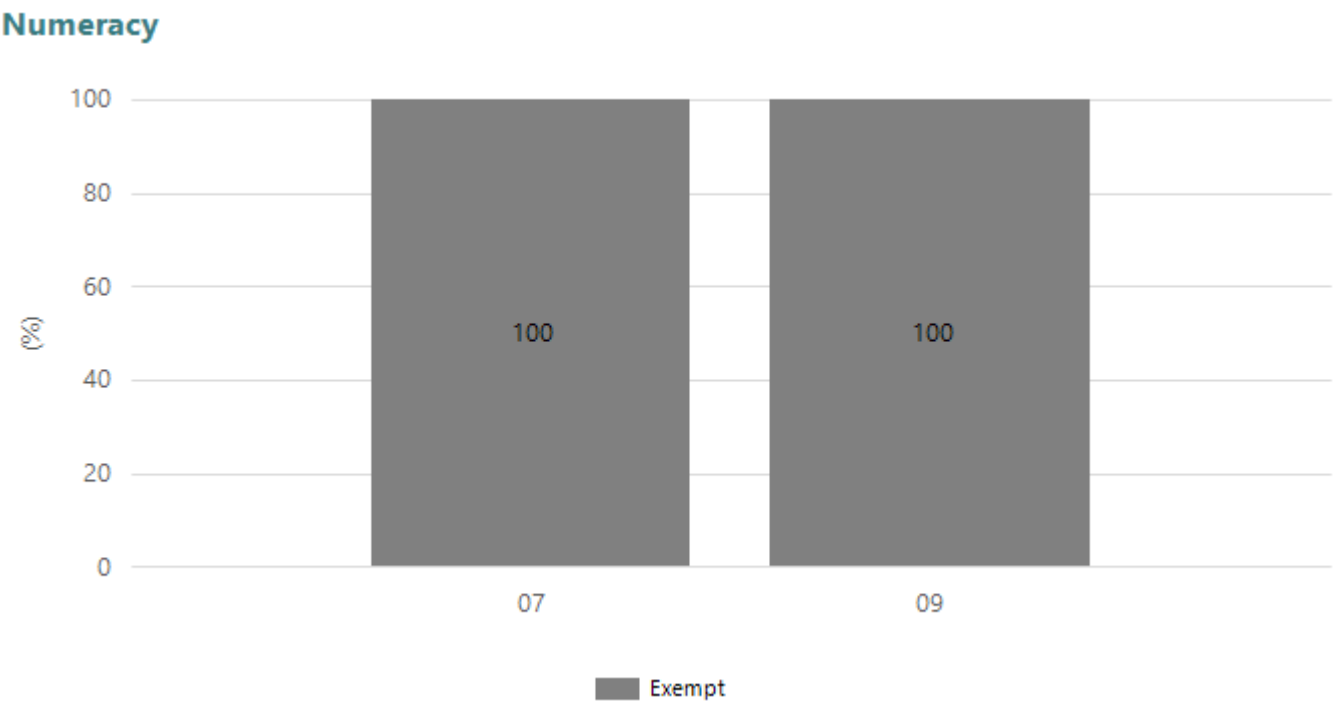
# Context Statement

Adelaide East Education Centre caters for students from 7-12. At the time of this report, the enrolment in 2023 is 61. Adelaide East Education Centre is classified as Category 6 on the Department for Education Index of Educational Disadvantage. At the time of this report, the school population includes 3% Aboriginal students, 100% students with disabilities, 2% children/young people in care. Further information about the school is available on the school's website (including its context statement), as well as the My School website.

## Performance Summary

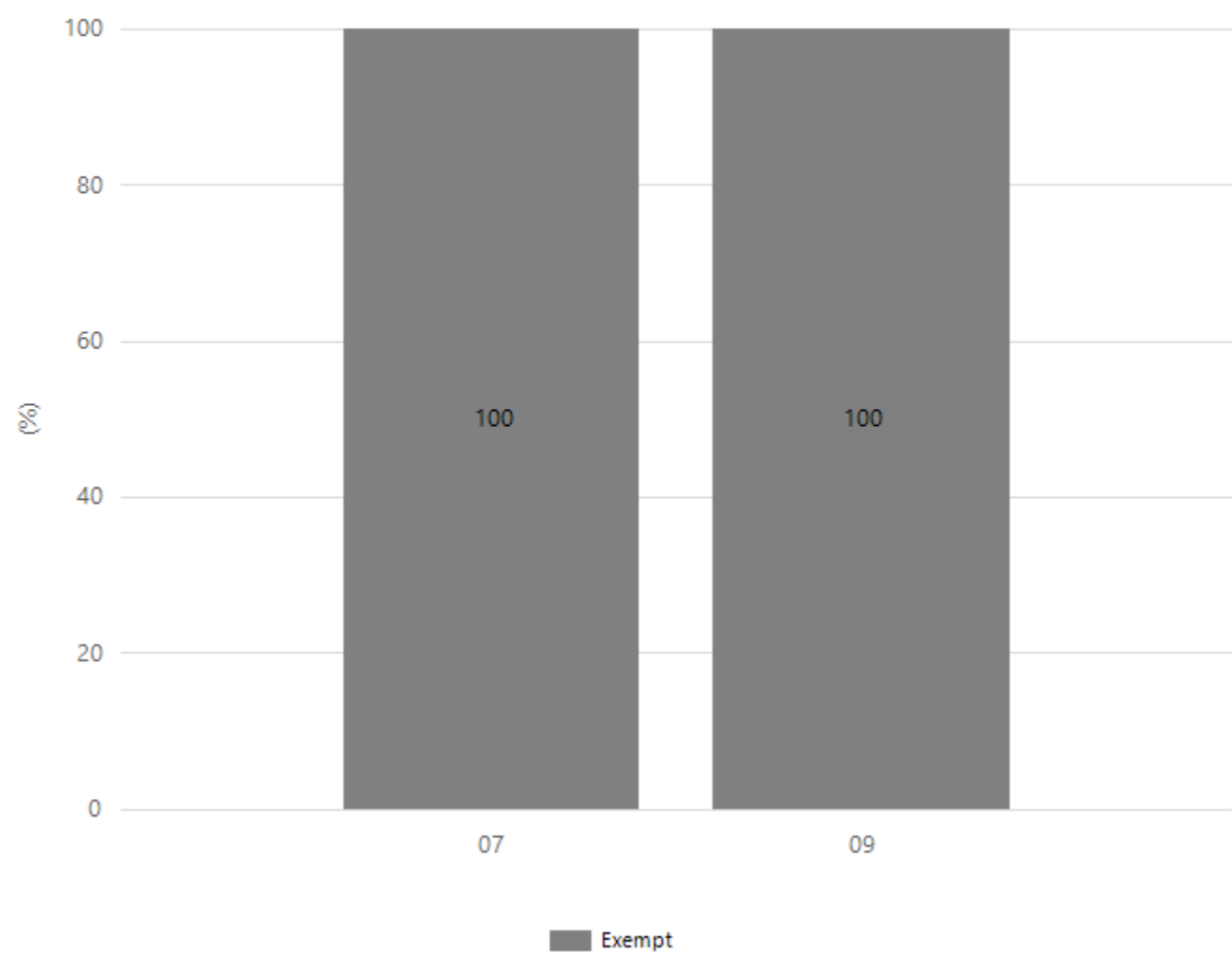
### NAPLAN Proficiency

In 2023, the Australian Curriculum, Assessment and Reporting Authority (ACARA) - a Commonwealth Independent statutory authority - announced changes to NAPLAN performance reporting. This new way of reporting by ACARA that NAPLAN results from 2023 will not be comparable to previous years. The new approach replaces the previous numerical NAPLAN bands and the national minimum standard.



Data Source: Department for Education Assessment Data Holdings, 2023. When there are less than six students in a cohort, no data is supplied.

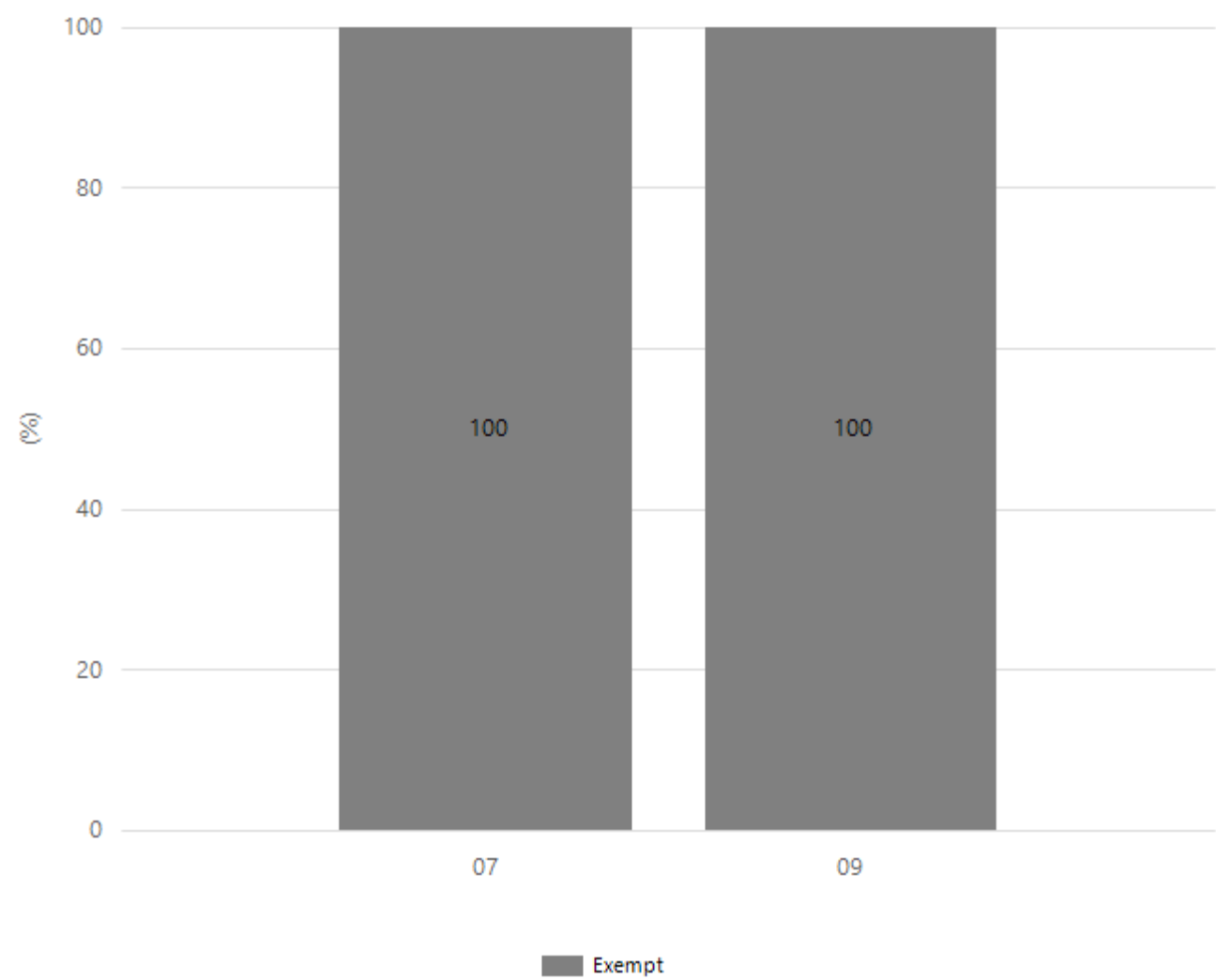
Reading



Year Level	07	09
Exempt	8	7
Total	8	7

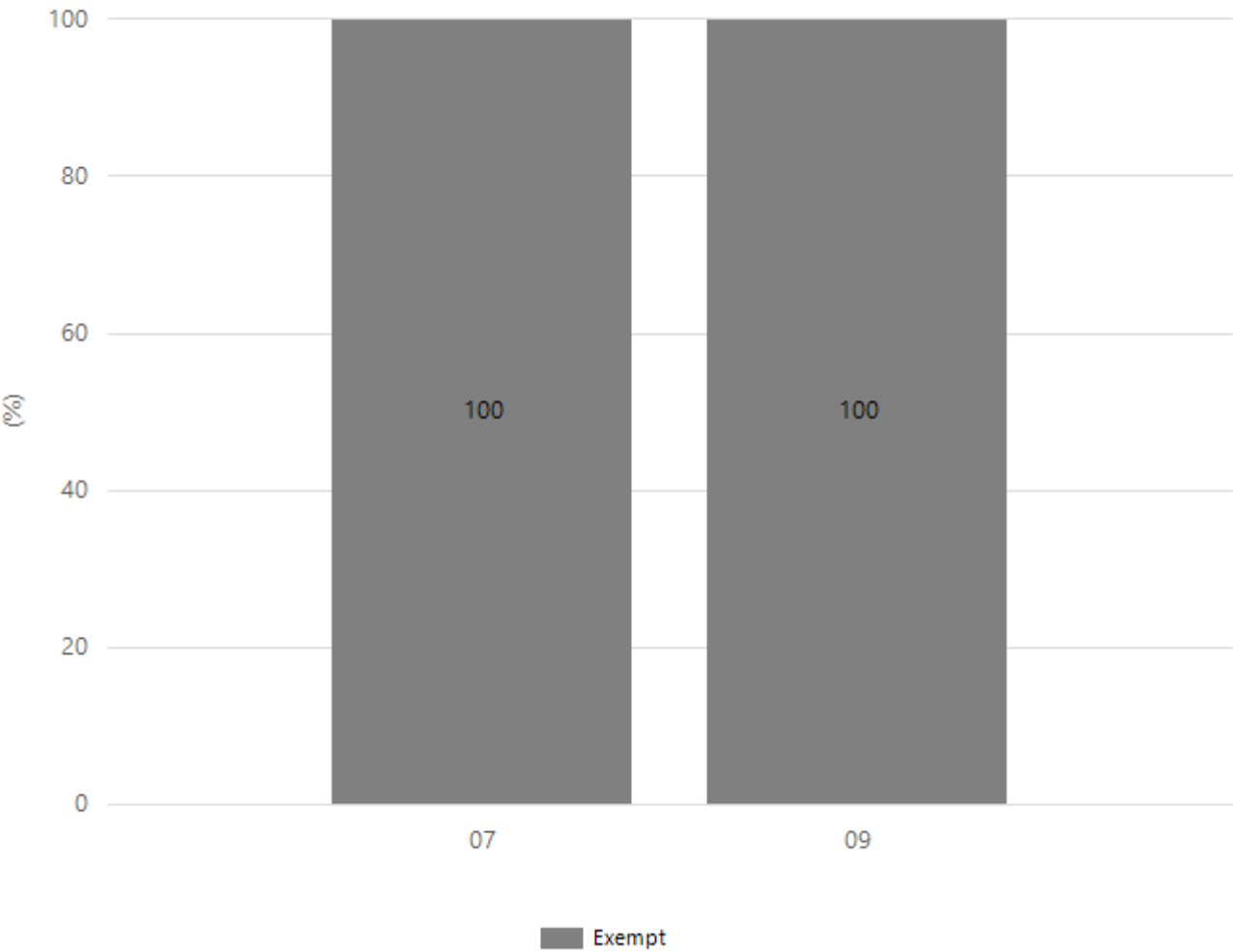
Data Source: Department for Education Assessment Data Holdings, 2023. When there are less than six students in a cohort, no data is supplied.

Writing



Year Level	07	09
Exempt	8	7
Total	8	7

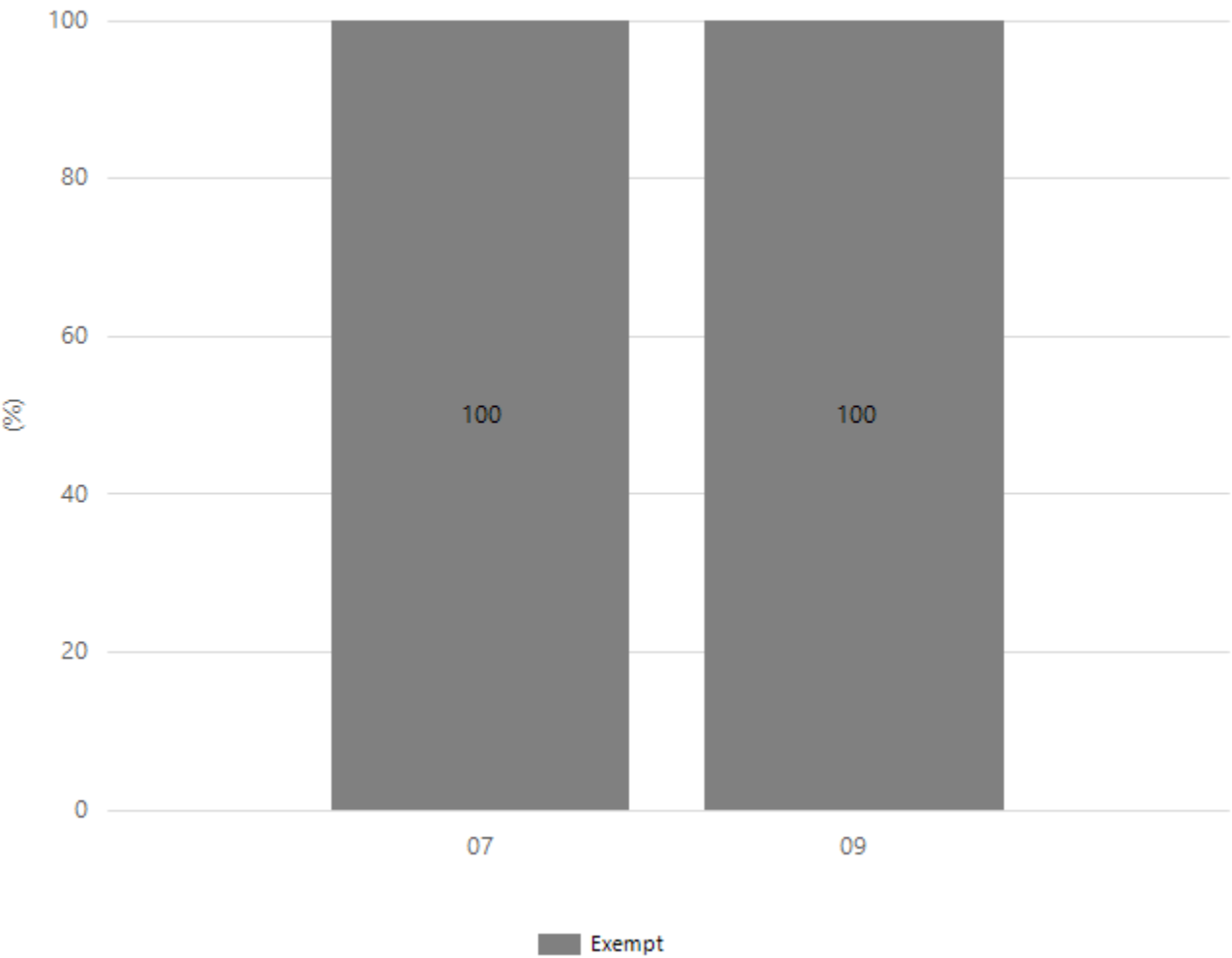
Data Source: Department for Education Assessment Data Holdings, 2023. When there are less than six students in a cohort, no data is supplied.



Year Level	07	09
Exempt	8	7
Total	8	7

Data Source: Department for Education Assessment Data Holdings, 2023. When there are less than six students in a cohort, no data is supplied.

Spelling



Year Level	07	09
Exempt	8	7
Total	8	7

Data Source: Department for Education Assessment Data Holdings, 2023. When there are less than six students in a cohort, no data is supplied.

# South Australian Certificate of Education - SACE

## SACE Stage 2 Grades - Percentage of grades that are C- or above for attempted SACE subjects (SEA)

2023
Nil

Data Source: SACE School Data Reports, as of February 2023 for 2020-2022. 2023 SACE results are School supplied data. When there are less than six students, no data is supplied. Due to rounding of percentages, total results may not add up to 100%.

## SACE Stage 2 Grade Distribution

Grade	2023
-------	------

Data Source: SACE School Data Reports, as of February 2023 for 2020-2022. 2023 SACE results are School supplied data. When there are less than six students, no data is supplied. Due to rounding of percentages, total results may not add up to 100%.

## SACE Completion - Percentage of completers out of those students who had the potential to complete their SACE in October that year

2023
Nil

Data Source: SACE School Data Reports, as of February 2023 for 2020-2022. 2023 SACE results are School supplied data. When there are less than six students, no data is supplied. Due to rounding of percentages, total results may not add up to 100%.

## Year 12 Students undertaking Vocational or Trade Training (VET)

	2021	2022	2023
Percentage of Year 12 students undertaking Vocational Training or Trade Training			
Percentage of Year 12 students attaining a Year 12 certificate or equivalent VET qualification	1/58	1/58	6/62

Data Source: School supplied data



# School Attendance

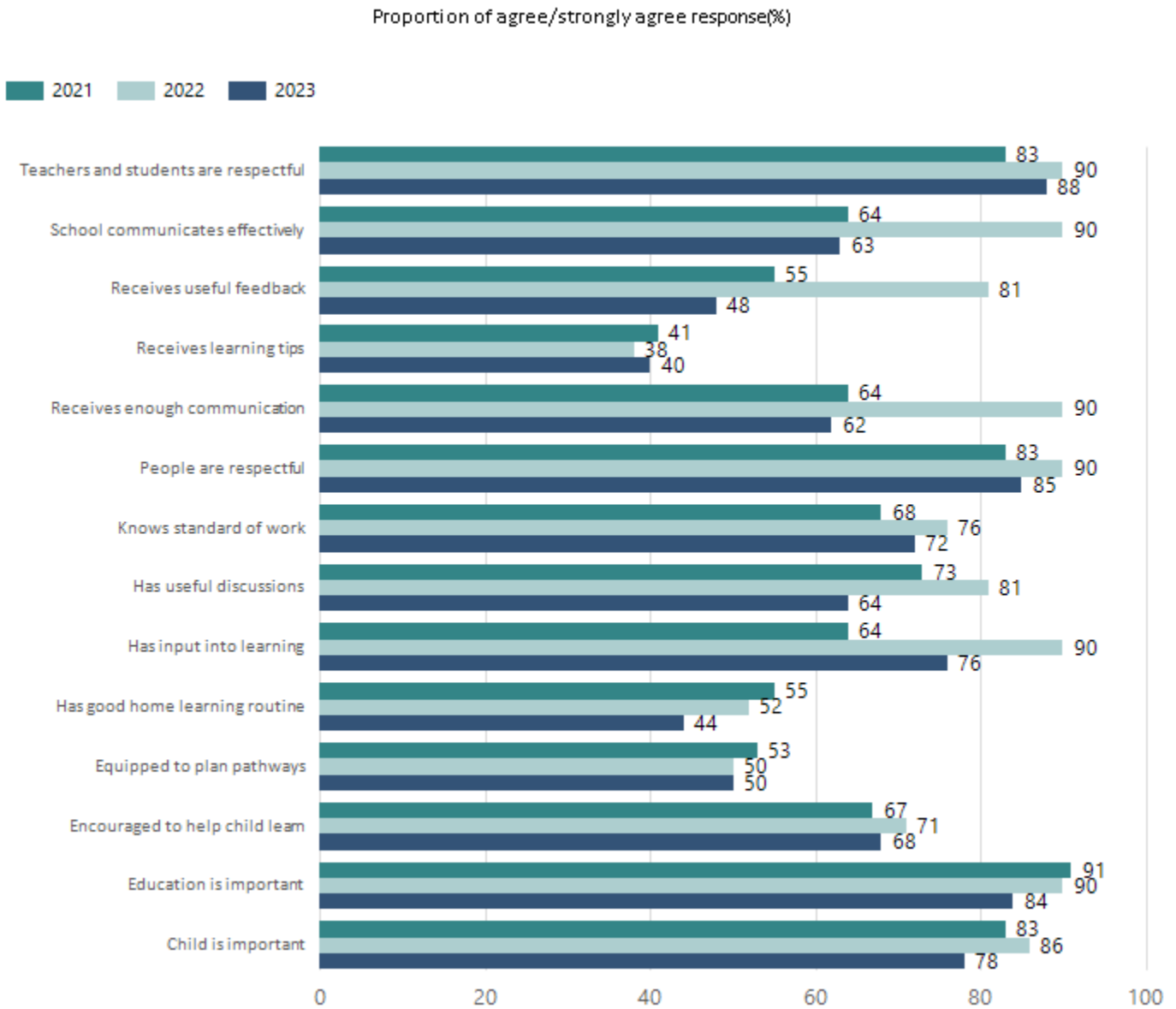
Year Level	2021	2022	2023
Year 08	80.5%		
Secondary Other	87.6%	80.7%	84.5%
Total	84.0%	80.7%	84.5%

Data Source: Department for Education Attendance Data, Semester 1 Report 2023. A blank cell indicates there were no students enrolled. 'Primary Other' includes students enrolled in specialised education options. 'Secondary Other' includes students who have already spent a year at Year 12 and elected to undertake further study at Year 12.

## Attendance Comment

In South Australia, all children and young people must be in school from 6 years to 16 years old. They must attend a government or non-government school full time. From age 16 to 17 however, young people must attend school or an approved learning program (such as an apprenticeship, traineeship, accredited course or university). Schools and parents must encourage and support students to come to school every day. Parents and caregivers must make sure their child is enrolled in a school, and attends school all day and everyday it is open, unless a child is sick or has an approved exemption. Teachers and leaders actively follow up when a student misses school, including recording all absences and non-attendance. All schools in South Australia have local attendance procedures governed under the Education and Children's Services Regulations 2020.

# Parent Opinion Survey Results



Data Source: 2023 Department for Education Parent Opinions Survey, Term 3 2023.

# Intended Destination

Leave Reason	Number	%
U - UNKNOWN	1	100.0%

Data Source: Department for Education Destination Data Report, 2023. Data extract term 3 2023. Data shows recorded destinations for students that left the school in the previous year. Data is uploaded by schools in term 3 and may not reflect final or total figures at time of report creation.

# Highest Qualifications held by the teaching workforce and workforce composition

All teachers at this school are qualified and registered with the SA Teachers Registration Board.

Qualification Level	Number of Qualifications
Bachelor's degrees or Diplomas	6
Postgraduate Qualifications	7

Data Source: Data extracted from Mandatory Workforce Information Collections as on the last pay date of June 2023. As self-reported by staff in the system.

Please note: Data includes staff who are Actively employed and on extended paid leave. Please note only the highest qualification of the Teaching staff is reported. Excludes any number of other certifications earned.

## Workforce composition including indigenous staff

	Teaching Staff		Non-Teaching Staff	
	Indigenous	Non-Indigenous	Indigenous	Non-Indigenous
Full-Time Equivalents	0.0	12.5	0.0	14.8
Persons	0.0	13.0	0.0	24.0

Data Source: Data extracted from Mandatory Workforce Information Collection as on the last pay date of June 2023.

Please note: Data includes staff who are actively employed and on extended paid leave. "Indigenous category" is self-reported by staff in the system.

# Financial Statement

Funding Source	Amount
Grants: State	\$3199244.90
Grants: Commonwealth	\$ \$10,000.00
Parent Contributions	\$27235.00
Fund Raising	\$371.00
Other	

Data Source: School supplied data.

## 2023 Governing Council Report

It was my pleasure to take on the role of Governing Council Chair for the first time in 2023. A mix of new and experienced members met regularly throughout the year via Microsoft Teams.

The year began with the school welcoming 7 new students with a number of new students joining the community throughout the year and concluded with 16 students graduating with Modified SACE. A number of new staff were also welcomed and we bid farewell to others.

In 2023 Governing Council has focused on decision making regarding the running of the school. Perhaps the most noticeable decision being a move from using the QKR App for school payments to now using EFTPOS facilities. This has resulted in more efficient processes for receipt of payments, students gaining skills and a sense of independence in being able to pay for cafe and excursions using their card, plus a saving on the overall cost to the school.

Fundraising this year was coordinated by staff - including a number of Schnitzel Nights at the Paradise Hotel, plus the sale of confectionery as ordered by students throughout the year. The largest of these fundraisers was the Paint & Sip Night, organised by Shellee, where well over \$600 was raised. All fundraising was to be put towards students attending the Operation Flinders Camp in October 2023. Unfortunately, this camp was postponed so funds have been held over to support students attending in 2024.

A special thanks must go to Sasi and all the staff at Adelaide East Education Centre who worked hard to support the students, not only with their learning, but with other challenges faced throughout the year, including the forced four-day closure due to a COVID outbreak in October.

Finally, I would like to thank the other members of the Governing Council for 2023, Michele, Nicki, Chelsea and Josh. A very big thank you must go to Brenton Altschwager who over the past years has taken responsibility for a number of roles on Governing Council, including Chairperson and Treasurer. Brenton, your contribution has been greatly appreciated.