



2023 annual report to the Community

Willunga High School

Willunga High School number: 909

Partnership: Sea & Vines



School principal:

Anthony van Ruiten

Date of endorsement:

04/04/2024



Government
of South Australia
Department for Education

Context Statement

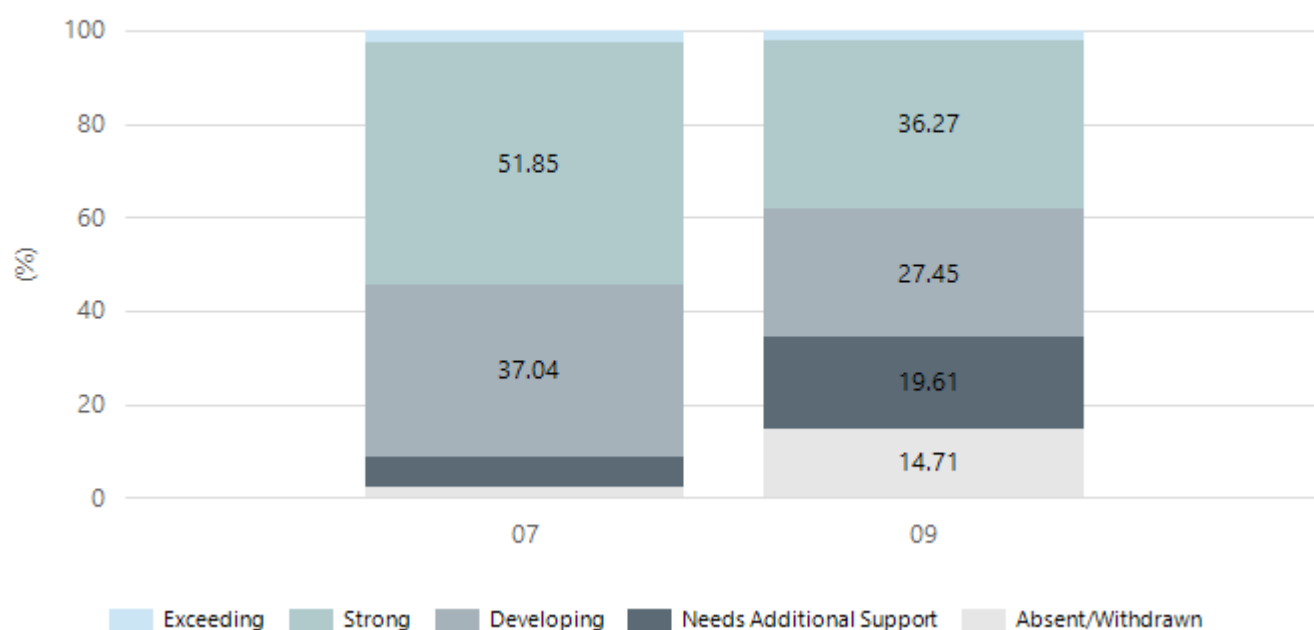
Willunga High School caters for students from 7-12. At the time of this report, the enrolment in 2023 is 777. Willunga High School is classified as Category 5 on the Department for Education Index of Educational Disadvantage. At the time of this report, the school population includes 4% Aboriginal students, 17% students with disabilities, 2% children/young people in care. Further information about the school is available on the school's website (including its context statement), as well as the My School website.

Performance Summary

NAPLAN Proficiency

In 2023, the Australian Curriculum, Assessment and Reporting Authority (ACARA) - a Commonwealth Independent statutory authority - announced changes to NAPLAN performance reporting. This new way of reporting by ACARA that NAPLAN results from 2023 will not be comparable to previous years. The new approach replaces the previous numerical NAPLAN bands and the national minimum standard.

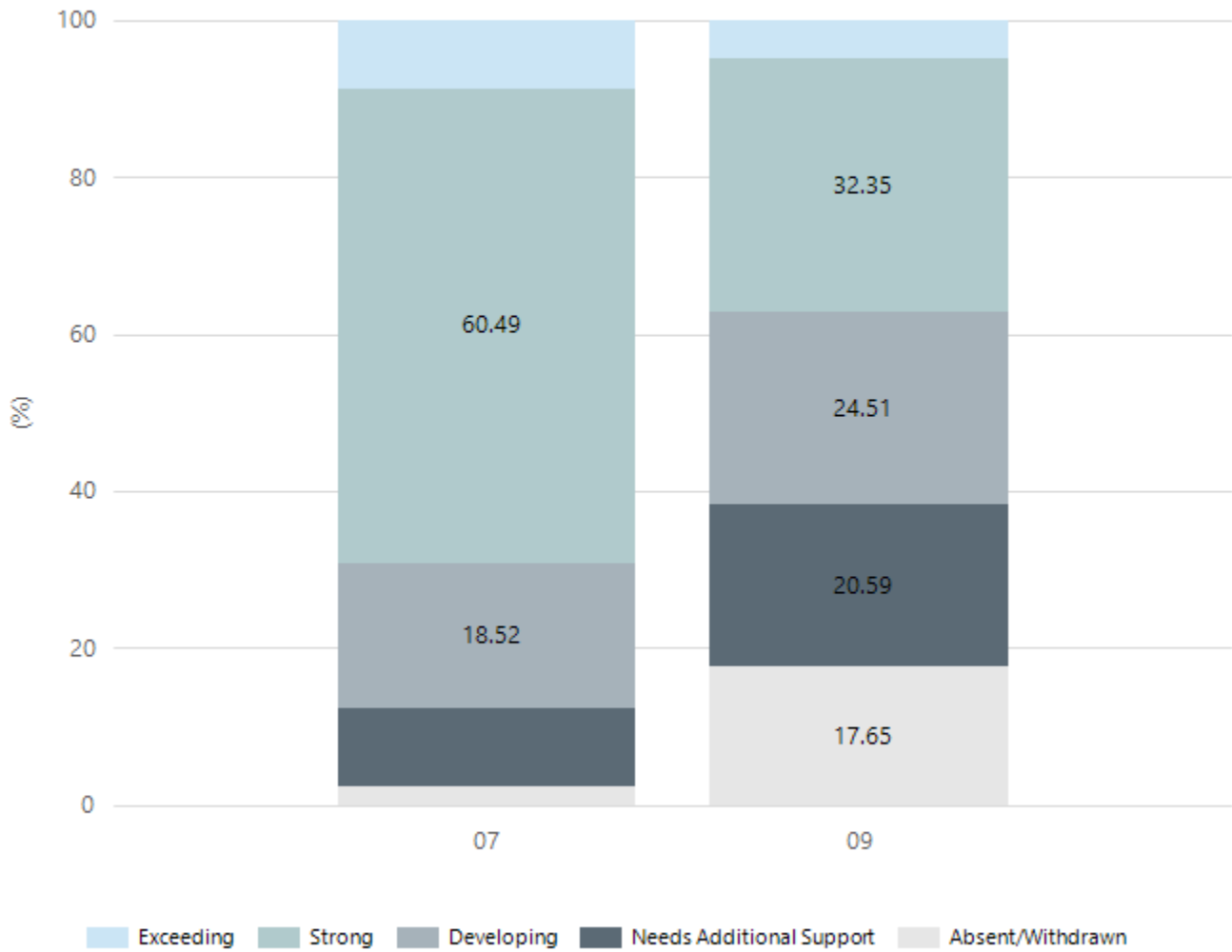
Numeracy



Year Level	07	09
Exceeding	2	2
Strong	42	37
Developing	30	28
Needs Additional Support	5	20
Absent/Withdrawn	2	15
Total	81	102

Data Source: Department for Education Assessment Data Holdings, 2023. When there are less than six students in a cohort, no data is supplied.

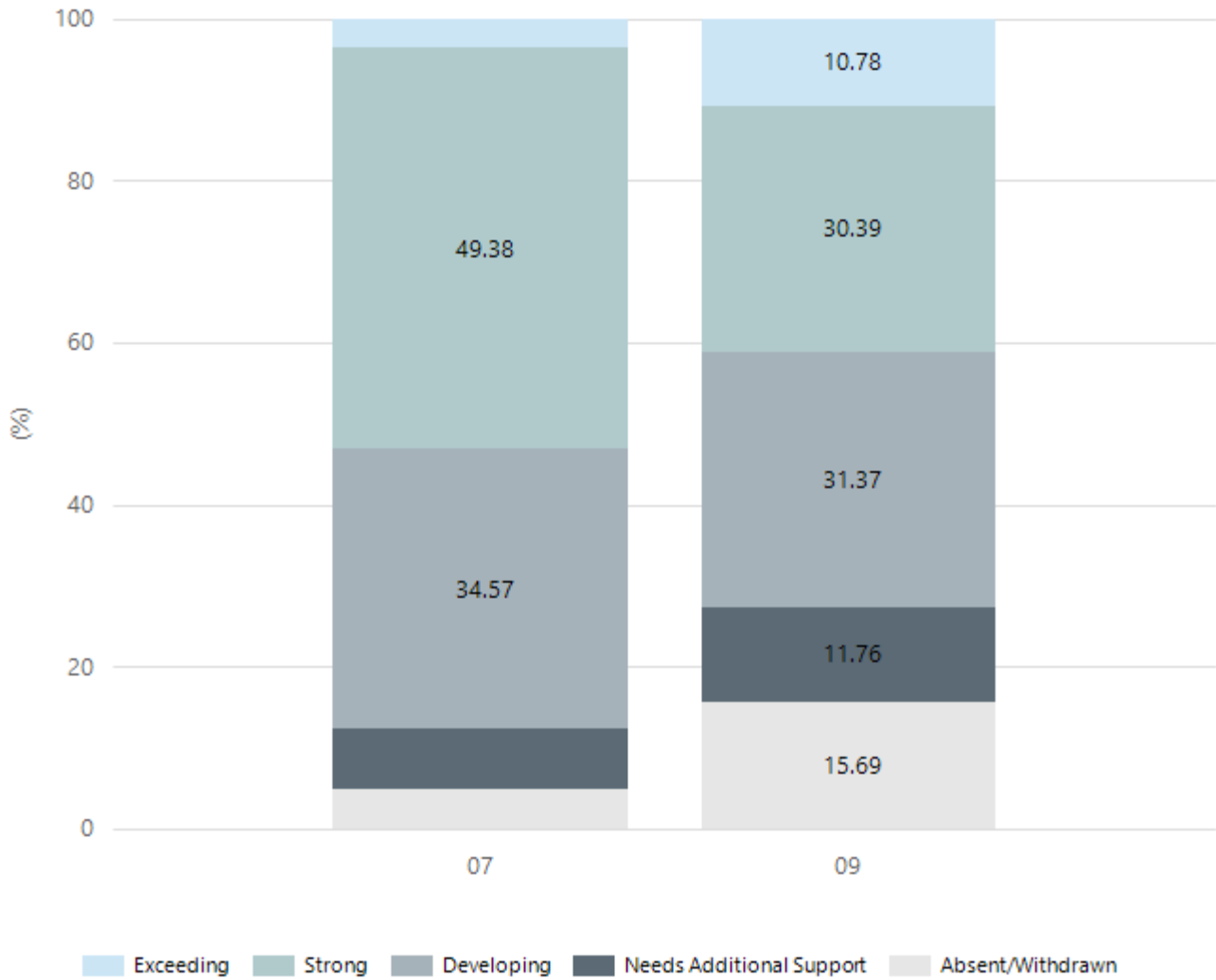
Reading



Year Level	07	09
Exceeding	7	5
Strong	49	33
Developing	15	25
Needs Additional Support	8	21
Absent/Withdrawn	2	18
Total	81	102

Data Source: Department for Education Assessment Data Holdings, 2023. When there are less than six students in a cohort, no data is supplied.

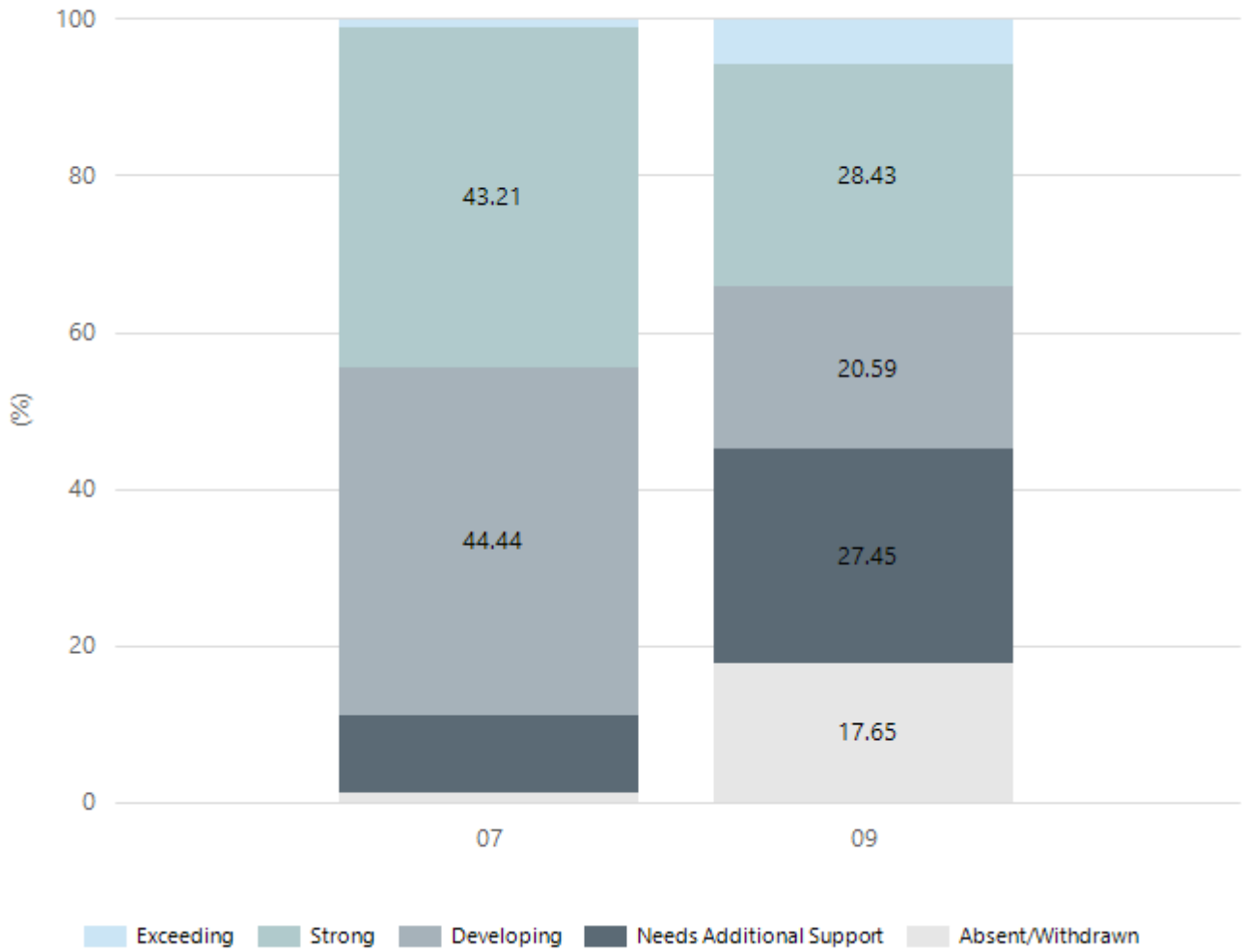
Writing



Year Level	07	09
Exceeding	3	11
Strong	40	31
Developing	28	32
Needs Additional Support	6	12
Absent/Withdrawn	4	16
Total	81	102

Data Source: Department for Education Assessment Data Holdings, 2023. When there are less than six students in a cohort, no data is supplied.

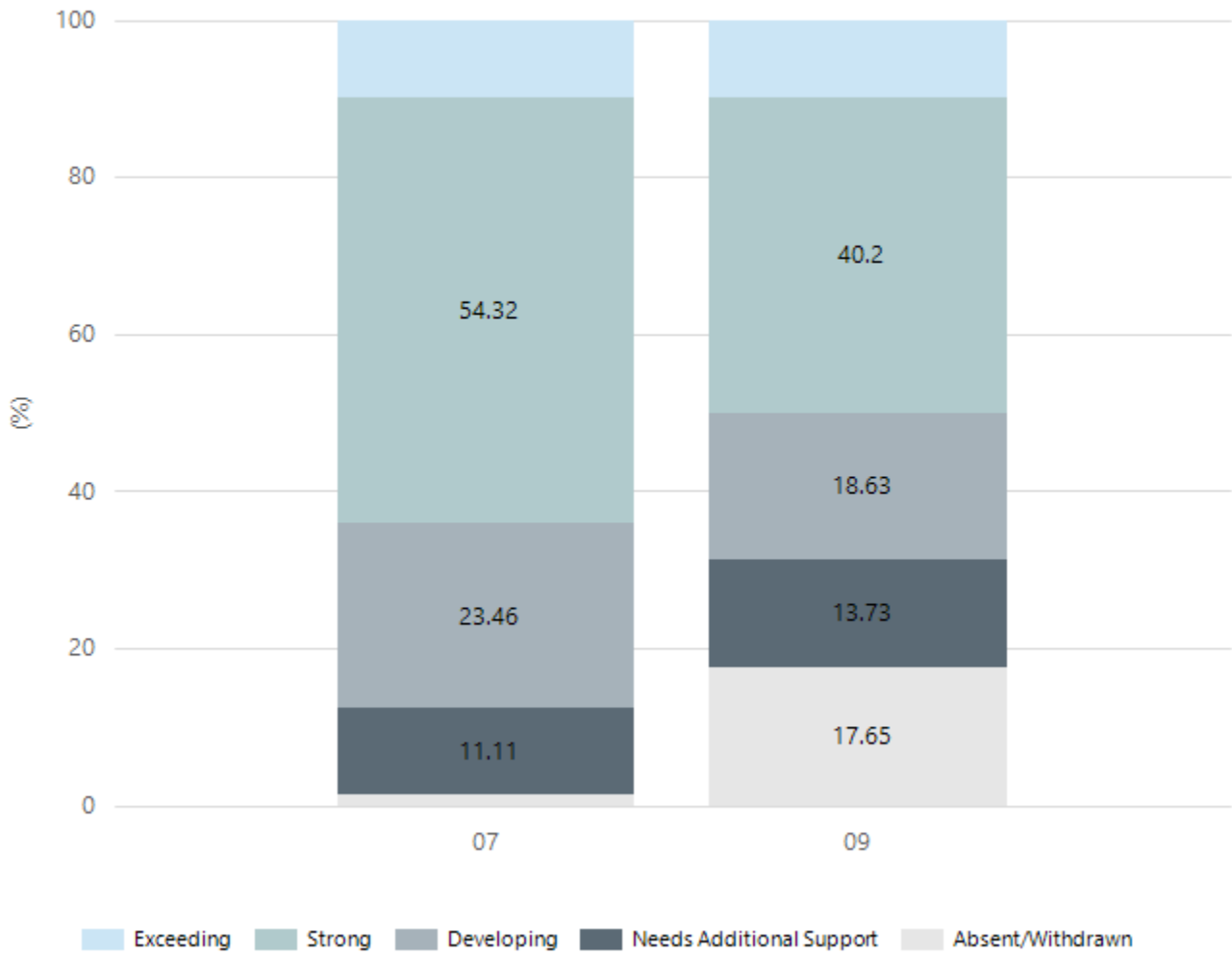
Grammar



Year Level	07	09
Exceeding	1	6
Strong	35	29
Developing	36	21
Needs Additional Support	8	28
Absent/Withdrawn	1	18
Total	81	102

Data Source: Department for Education Assessment Data Holdings, 2023. When there are less than six students in a cohort, no data is supplied.

Spelling



Year Level	07	09
Exceeding	8	10
Strong	44	41
Developing	19	19
Needs Additional Support	9	14
Absent/Withdrawn	1	18
Total	81	102

Data Source: Department for Education Assessment Data Holdings, 2023. When there are less than six students in a cohort, no data is supplied.

South Australian Certificate of Education - SACE

SACE Stage 2 Grades - Percentage of grades that are C- or above for attempted SACE subjects (SEA)

2020	2021	2022	2023
96%	96%	92%	95%

Data Source: SACE School Data Reports, as of February 2023 for 2020-2022. 2023 SACE results are School supplied data. When there are less than six students, no data is supplied. Due to rounding of percentages, total results may not add up to 100%.

SACE Stage 2 Grade Distribution

Grade	2020	2021	2022	2023
A+	1%	1%	0%	1%
A	7%	7%	5%	4%
A-	9%	10%	8%	7%
B+	11%	11%	10%	10%
B	16%	14%	12%	11%
B-	15%	15%	15%	16%
C+	15%	17%	16%	18%
C	15%	16%	18%	20%
C-	8%	5%	8%	8%
D+	2%	2%	4%	2%
D	1%	1%	1%	2%
D-	1%	0%	1%	1%
E+	1%	1%	0%	0%
E	0%	0%	1%	1%
E-	0%	0%	0%	0%

Data Source: SACE School Data Reports, as of February 2023 for 2020-2022. 2023 SACE results are School supplied data. When there are less than six students, no data is supplied. Due to rounding of percentages, total results may not add up to 100%.

SACE Completion - Percentage of completers out of those students who had the potential to complete their SACE in October that year

2020	2021	2022	2023
93%	96%	91%	96%

Data Source: SACE School Data Reports, as of February 2023 for 2020-2022. 2023 SACE results are School supplied data. When there are less than six students, no data is supplied. Due to rounding of percentages, total results may not add up to 100%.

Year 12 Students undertaking Vocational or Trade Training (VET)

	2021	2022	2023
Percentage of Year 12 students undertaking Vocational Training or Trade Training	14.5%	24%	45%
Percentage of Year 12 students attaining a Year 12 certificate or equivalent VET qualification	34%	26%	44%

Data Source: School supplied data

School Attendance

Year Level	2021	2022	2023
Year 07		83.9%	90.6%
Year 08	84.3%	82.7%	83.4%
Year 09	82.7%	76.4%	80.8%
Year 10	81.1%	75.4%	79.5%
Year 11	81.4%	76.0%	82.0%
Year 12	76.7%	80.7%	78.4%
Secondary Other	84.8%	71.1%	69.7%
Total	81.5%	78.1%	81.6%

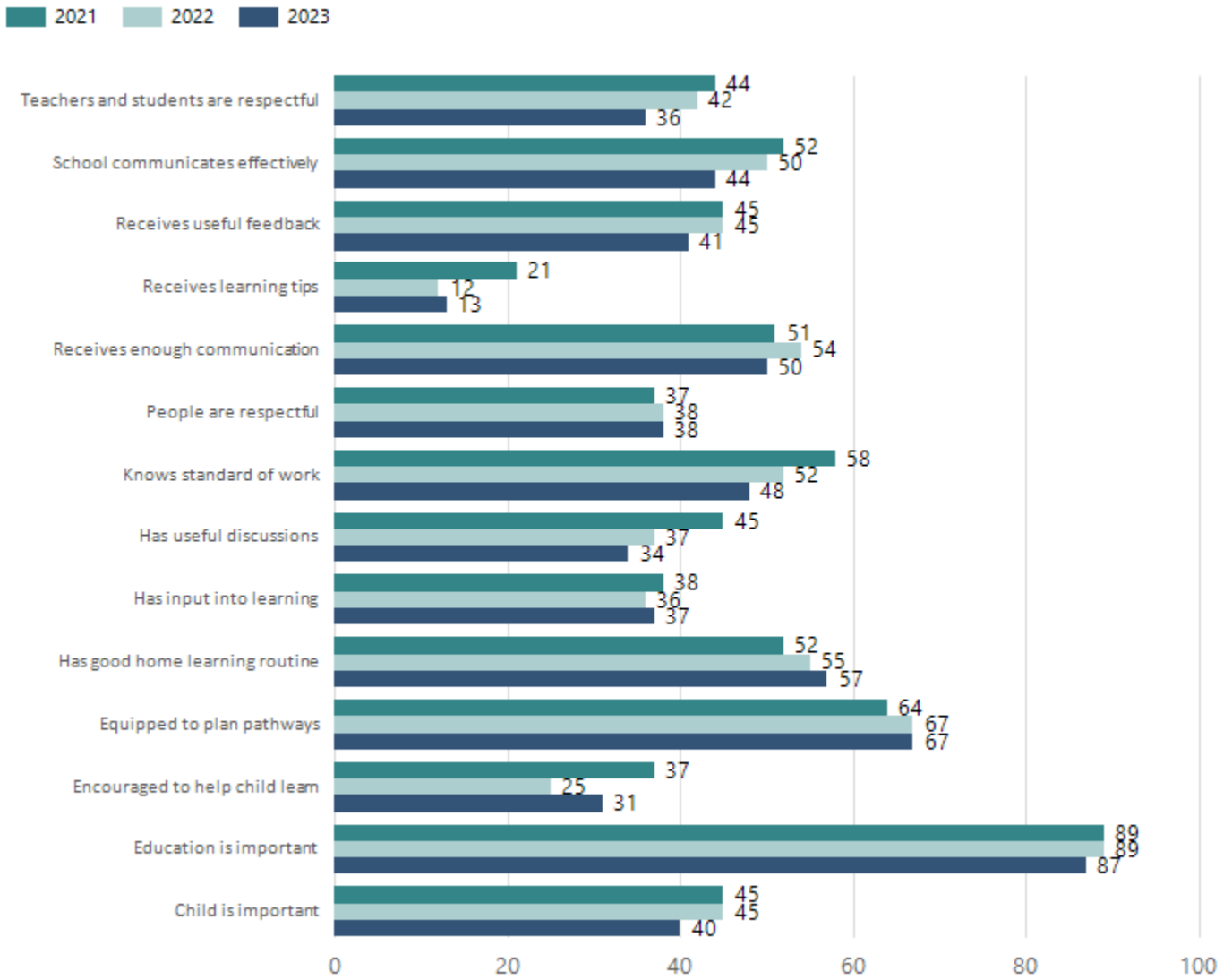
Data Source: Department for Education Attendance Data, Semester 1 Report 2023. A blank cell indicates there were no students enrolled. 'Primary Other' includes students enrolled in specialised education options. 'Secondary Other' includes students who have already spent a year at Year 12 and elected to undertake further study at Year 12.

Attendance Comment

In South Australia, all children and young people must be in school from 6 years to 16 years old. They must attend a government or non-government school full time. From age 16 to 17 however, young people must attend school or an approved learning program (such as an apprenticeship, traineeship, accredited course or university). Schools and parents must encourage and support students to come to school every day. Parents and caregivers must make sure their child is enrolled in a school, and attends school all day and everyday it is open, unless a child is sick or has an approved exemption. Teachers and leaders actively follow up when a student misses school, including recording all absences and non-attendance. All schools in South Australia have local attendance procedures governed under the Education and Children's Services Regulations 2020.

Parent Opinion Survey Results

Proportion of agree/strongly agree response(%)



Data Source: 2023 Department for Education Parent Opinions Survey, Term 3 2023.

Intended Destination

Leave Reason	Number	%
NG - ATTENDING NON-GOV SCHOOL IN SA	17	18.0%
OV - LEFT SA FOR OVERSEAS	3	3.0%
PE - PAID EMPLOYMENT IN SA	29	30.0%
SM - SEEKING EMPLOYMENT IN SA	20	21.0%
TG - TRANSFERRED TO SA GOVERNMENT SCHOOL	23	24.0%

Data Source: Department for Education Destination Data Report, 2023. Data extract term 3 2023. Data shows recorded destinations for students that left the school in the previous year. Data is uploaded by schools in term 3 and may not reflect final or total figures at time of report creation.

Highest Qualifications held by the teaching workforce and workforce composition

All teachers at this school are qualified and registered with the SA Teachers Registration Board.

Qualification Level	Number of Qualifications
Bachelor's degrees or Diplomas	32
Postgraduate Qualifications	29

Data Source: Data extracted from Mandatory Workforce Information Collections as on the last pay date of June 2023. As self-reported by staff in the system.

Please note: Data includes staff who are Actively employed and on extended paid leave. Please note only the highest qualification of the Teaching staff is reported. Excludes any number of other certifications earned.

Workforce composition including indigenous staff

	Non-Teaching Staff		Teaching Staff	
	Indigenous	Non-Indigenous	Indigenous	Non-Indigenous
Full-Time Equivalents	3.1	25.8	0.8	56.3
Persons	4.0	30.0	1.0	60.0

Data Source: Data extracted from Mandatory Workforce Information Collection as on the last pay date of June 2023.

Please note: Data includes staff who are actively employed and on extended paid leave. "Indigenous category" is self-reported by staff in the system.

Financial Statement

Funding Source	Amount
Grants: State	\$11,003,644
Grants: Commonwealth	\$48,055
Parent Contributions	\$618,668
Fund Raising	\$0
Other	\$88,134

Data Source: School supplied data.



GOVERNING COUNCIL REPORT

The Willunga High School Governing Council is a volunteer group of parents of Willunga High School students, teacher representatives, public officials and the school Leadership team who donate their time to attend meetings twice a term. Governing Council has roles in financial accountability, Canteen operations and in the overview of site and student improvement and growth, student and staff welfare, policy review, school branding and the community perception of the school and our students.

Some of the actions taken by Governing Council this year:

- Advocating for, and achieving, the installation of a “School Zone” speed limit in front of the school to greatly improve the safety for our students and families.
- Reviewing and endorsing policy changes including
- Enrolment and Admissions Policy
- Inclusion Policy
- Feedback, Assessment, Reporting and Monitoring Policy
- Languages Policy

In preparation for our accreditation assessment by a team from the International Baccalaureate Organisation for our endorsement as an International Baccalaureate Middle Year Program school.

- Ongoing review of school uniform - continuing to seek student feedback for expanding the options available to students while still adhering to the recently reviewed uniform policy.
- Review and set Materials & Services charges for 2024
- Ongoing review and reflection of the improvement progress the school is making alongside the our alignment with the Strategy for Public Education in South Australia

Future activities of the Governing Council will reflect the ongoing challenges that result from changes in the school population due to the opening of the Aldinga school, ongoing advocacy for improvements in the school facilities and infrastructure and supporting the operations of the school to improve our students and families educational experiences.

The Governing Council is open to all parents of Willunga High School students and there is no requirement to hold an elected position. Parents, students and members of the community are invited to attend any meeting of the Governing Council and contribute to their school community.

I would like to thank all members of the 2023 Governing Council for their dedication to the role, for their support of the school leadership, staff and students of Willunga High School.

In 2024 the Governing Council will have important roles as the parent representatives with regards to the accreditation visit for the IBMYP and the ongoing advocacy to ensure our students are able to equitable access modern and safe learning environments. Ongoing review of reporting processes and school growth measures will form an important part of the Governing Council’s responsibilities.

Sincerely,

Katherine Loney
Governing Council Chairperson



239 Main Road,
Willunga SA 5172

p: 08 8557 0100

e: dl.0909.info@schools.sa.edu.au