

2024 annual report to the Community

# Klemzig Primary School and Auslan Early Learning Program

Klemzig Primary School number: 0898

Auslan Early Learning Program number: 7080

Partnership: Torrens



School principal:

Michele Smith

Date of endorsement:

10/02/2025



# Context Statement

Klemzig Primary School caters for students from R-6. At the time of this report, the enrolment in 2024 is 192. Klemzig Primary School is classified as Category 4 on the Department for Education Index of Educational Disadvantage. At the time of this report, the school population includes 10% Aboriginal students, 14% students with disabilities, 32% students with English as an additional language or dialect (EALD) funded background, 2% children/young people in care. The school includes a Centre of Deaf Education. Further information about the school is available on the school's website (including its context statement), as well as the My School website.

Information about Auslan Early Learning Program is available on the centres website, as well as the Australian Children's Education and Care Quality Authority (ACECQA) website.

Data Source: Department for Education data holdings from Mid census captured in AUGUST 2024.

## Governing Council Report

### Governing Council Chairperson's Report for 2024 Annual Report

2024 was a year of continued growth and success for our school community. In Semester 1, we were fortunate to have Nikola Haskell as Principal, and in Semester 2, we welcomed Michele Smith back to Klemzig. It's been a smooth transition, and we appreciate the leadership they've both brought to our school.

In 2024, we also welcomed a new group of Reception students as part of the mid-year intake. Our new students settled in well, and we've seen them thrive as they adjust to the school environment.

Our Colour Explosion Fun Run was enjoyed by all. Students had a great time, and as a community, we raised a good amount of money. The funds went toward the new path from the rear gate, providing easier access.

Our Governing Council met twice each term in 2024. Council members contribute to overseeing school operations and the canteen, as well as being actively involved in community and fundraising efforts. We would like to thank all the volunteers who supported the school in various ways—whether it was reading with students, helping at BBQs, working in the canteen, or supporting us in countless other ways. A special thank you goes to the Parents & Friends group, who did an outstanding job sourcing prizes for the end-of-year raffle. The raffle was a great success, raising nearly five thousand dollars, with all proceeds going towards outdoor equipment that students had selected. Our Parents & Friends committee were acknowledged with the volunteer of the year award, presented by Dana Wortley.

Throughout the year, students participated in many exciting whole-school events. Highlights included the Colour Explosion Fun Run, Dusty Feet Mob, The Silly Scientist, Upper Primary Camp, Aquatics and Water Safety, and a range of science speakers and sports clinics, to name just a few. Book Week and the Scholastic Book Fair continued to promote literacy across the school.

As a Governing council, we supported the teachers of the Deaf to attend the National Australia & New Zealand conference for Educators of the Deaf (ANZCED), where they gained new insights and strategies to better support our Deaf students' learning and wellbeing. This professional development is invaluable, ensuring that our staff continue to provide the best support for all our students. As a highlight, Sandra Kelly, (2024 CDE leader), presented at the conference, the emerging Language & Literacy programme developed here at Klemzig CDE, alongside Meg Phiddian, Speech Therapist.

In 2024, a special acknowledgement goes to Sandra Kelly, who, after forty years supporting Deaf learners across three countries retired. She leaves an amazing legacy specifically in Early Language development for young Deaf learners and support for their families.

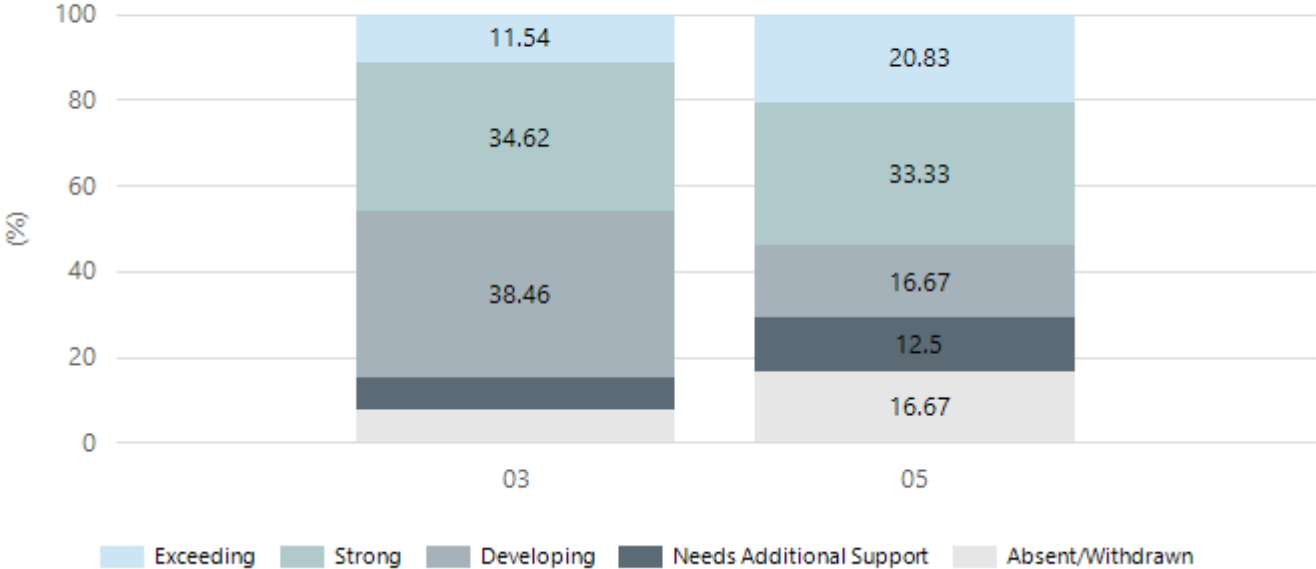
Thank you again to everyone who contributed to Klemzig school in 2024.

# Performance Summary

## NAPLAN Proficiency

In 2023 the Australian Curriculum, Assessment and Reporting Authority (ACARA) - a Commonwealth Independent statutory authority - announced changes to NAPLAN performance reporting. The new approach replaces the previous numerical NAPLAN bands and the national minimum standard.

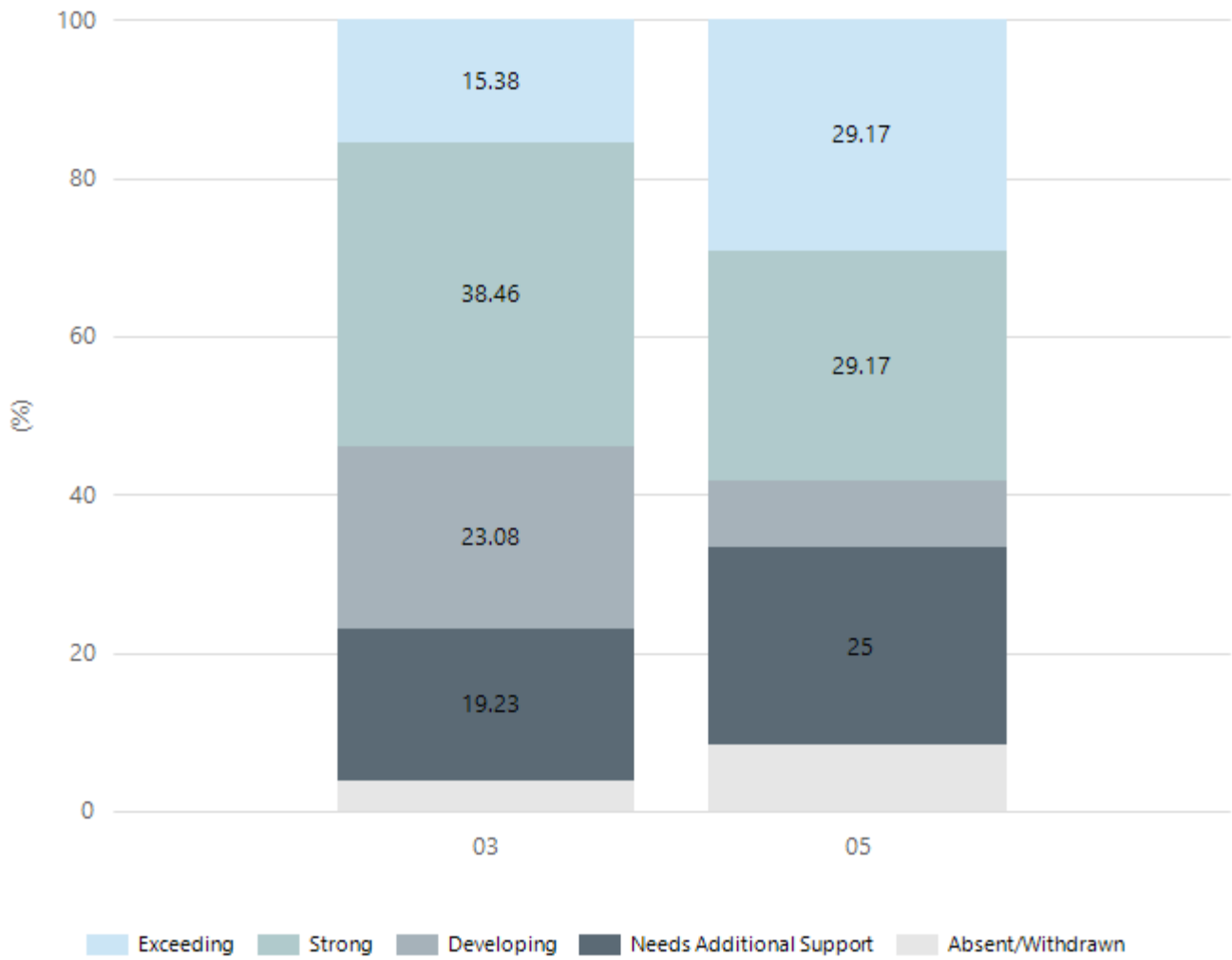
### Numeracy



Year Level	03	05
Exceeding	3	5
Strong	9	8
Developing	10	4
Needs Additional Support	2	3
Absent/Withdrawn	2	4
Total	26	24

Data Source: Department for Education Assessment Data Holdings, 2024. If there are less than 6 students who sat NAPLAN in a school, no information will be shown. If a year level has less than 6 students, that year level will not be shown in NAPLAN results.

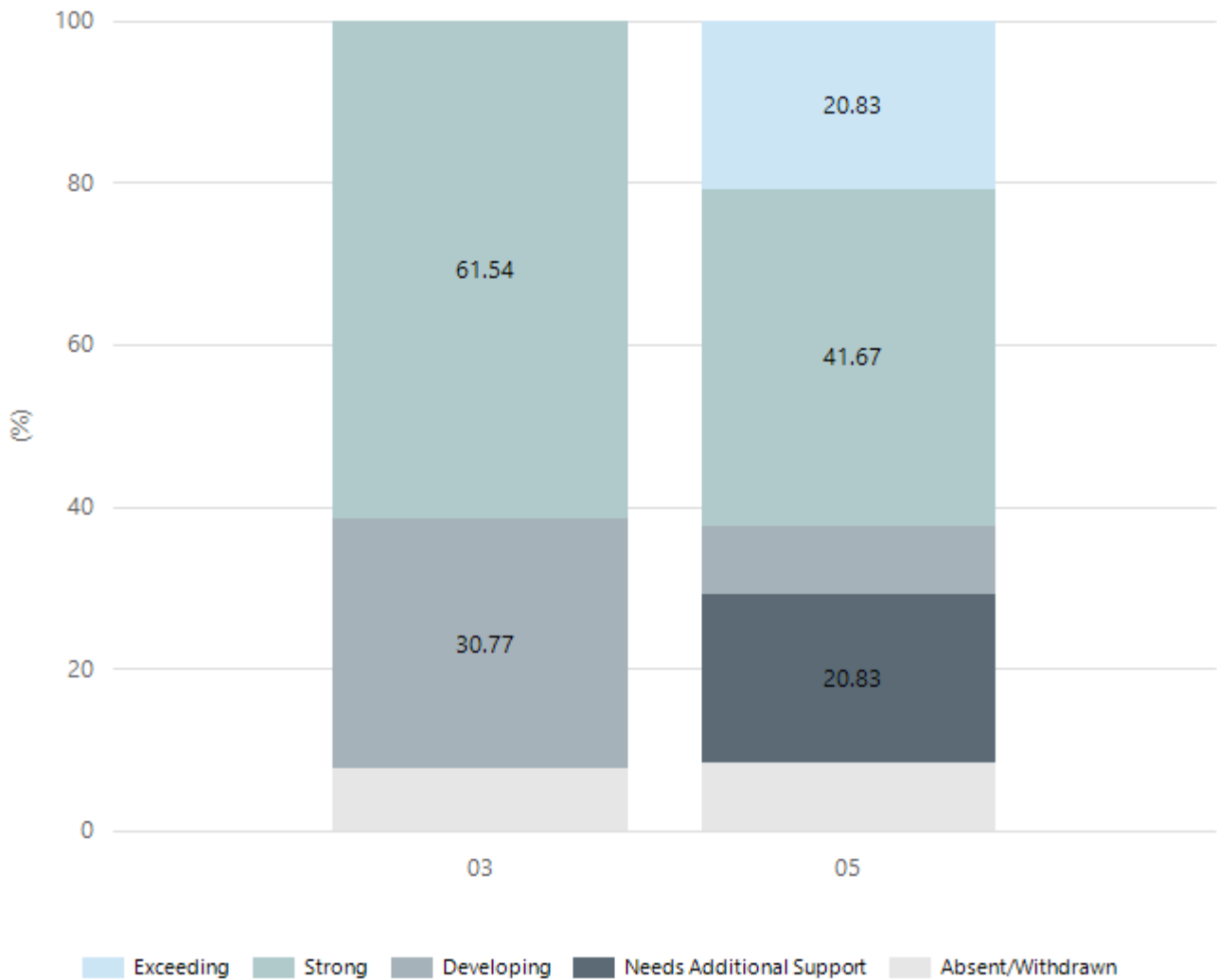
## Reading



Year Level	03	05
Exceeding	4	7
Strong	10	7
Developing	6	2
Needs Additional Support	5	6
Absent/Withdrawn	1	2
Total	26	24

Data Source: Department for Education Assessment Data Holdings, 2024. If there are less than 6 students who sat NAPLAN in a school, no information will be shown. If a year level has less than 6 students, that year level will not be shown in NAPLAN results.

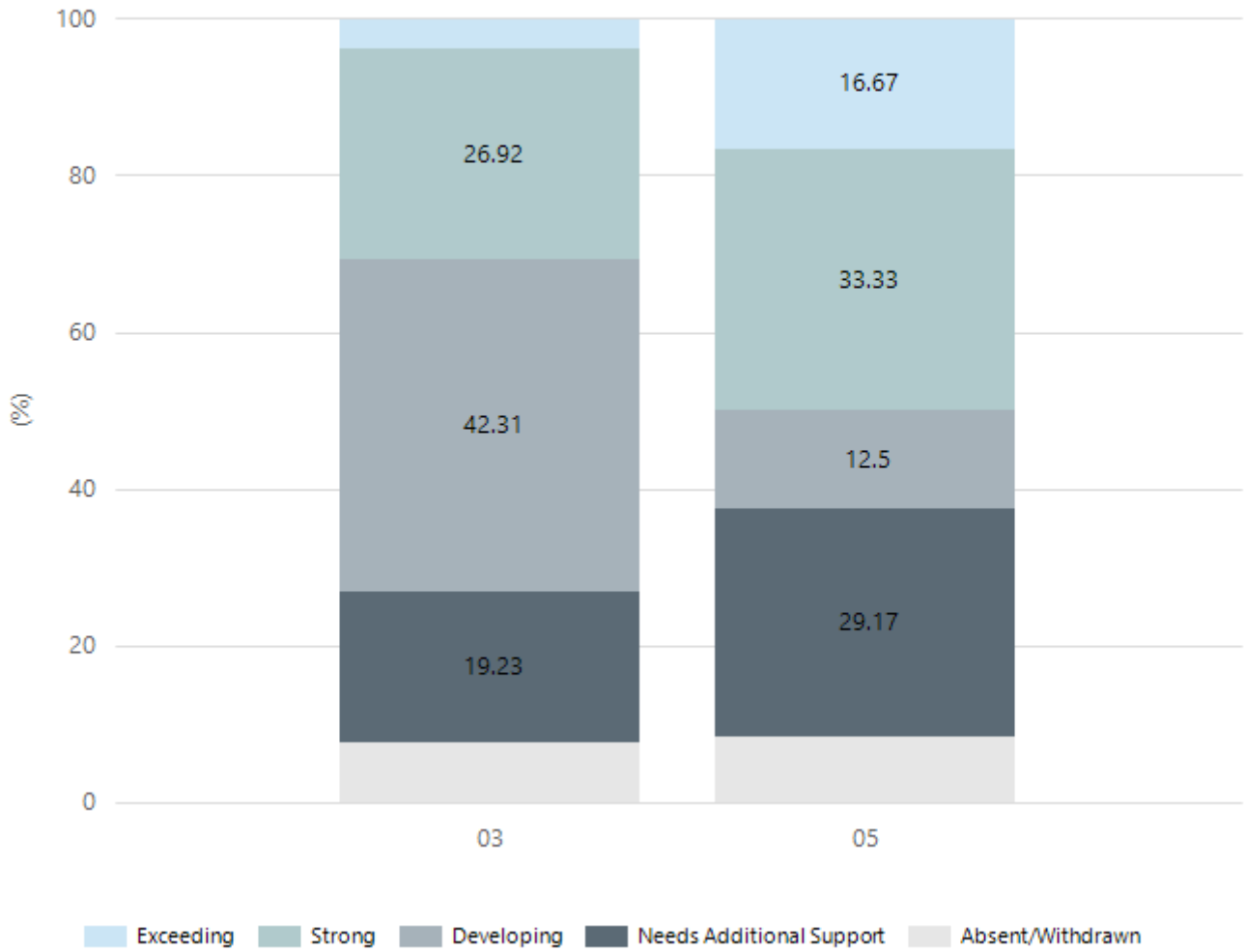
## Writing



Year Level	03	05
Exceeding		5
Strong	16	10
Developing	8	2
Needs Additional Support		5
Absent/Withdrawn	2	2
Total	26	24

Data Source: Department for Education Assessment Data Holdings, 2024. If there are less than 6 students who sat NAPLAN in a school, no information will be shown. If a year level has less than 6 students, that year level will not be shown in NAPLAN results.

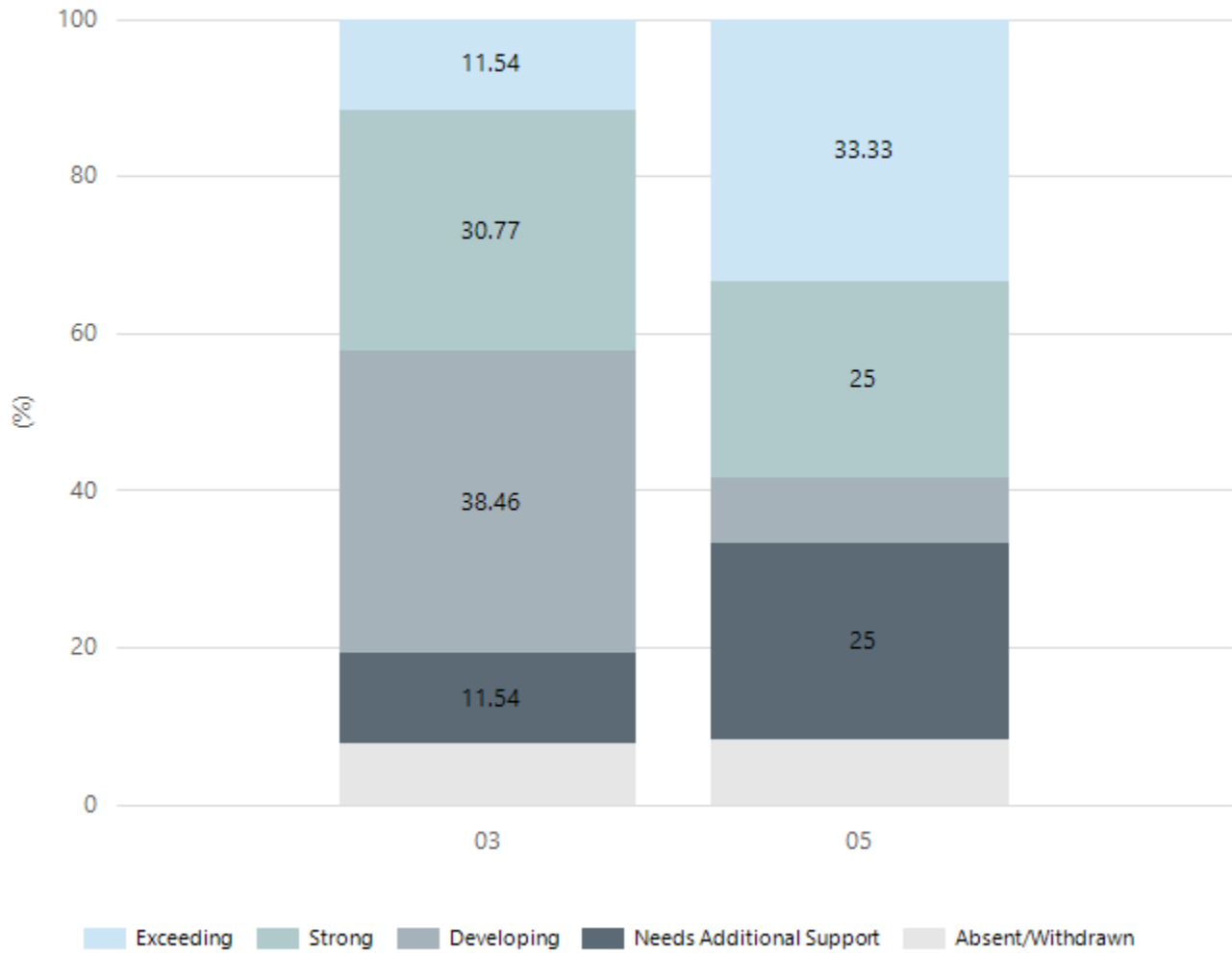
## Grammar



Year Level	03	05
Exceeding	1	4
Strong	7	8
Developing	11	3
Needs Additional Support	5	7
Absent/Withdrawn	2	2
Total	26	24

Data Source: Department for Education Assessment Data Holdings, 2024. If there are less than 6 students who sat NAPLAN in a school, no information will be shown. If a year level has less than 6 students, that year level will not be shown in NAPLAN results.

## Spelling



Year Level	03	05
Exceeding	3	8
Strong	8	6
Developing	10	2
Needs Additional Support	3	6
Absent/Withdrawn	2	2
Total	26	24

Data Source: Department for Education Assessment Data Holdings, 2024. If there are less than 6 students who sat NAPLAN in a school, no information will be shown. If a year level has less than 6 students, that year level will not be shown in NAPLAN results.

## Preschool Attendance

	Term 1	Term 2	Term 3	Term 4
2021 centre	90%	92.2%	91.1%	93.3%
2022 centre	60%	85%	76.7%	85.7%
2023 centre	75%	83.3%	100%	100%
2024 centre	88.1%		77%	

Based on attendances recorded in the two-week reference period each term. Data for eligible enrolments as described in the department's Enrolment policy. Attendance rates may differ to previous reporting with the transfer from calculations based on deemed attendance to actual attendance using booked hours divided by attended hours. Data Source: Department for Education Attendance Data, Semester 1 Report 2024. A blank cell indicates there we no students enrolled.

## School Attendance

Year Level	2022	2023	2024
Reception	85.7%	90.6%	87.8%
Year 01	83.9%	90.6%	87.9%
Year 02	87.1%	86.8%	90.0%
Year 03	82.9%	90.8%	88.1%
Year 04	83.7%	83.9%	91.4%
Year 05	84.1%	88.1%	86.0%
Year 06	92.9%	85.4%	88.3%
Primary Other	82.8%	86.6%	91.8%
Total	85.1%	88.1%	88.8%

Data Source: Department for Education Attendance Data, Semester 1 Report 2024. A blank cell indicates there we no students enrolled. 'Primary Other' includes students enrolled in specialised education options. 'Secondary Other' includes students who have already spent a year at Year 12 and elected to undertake further study at Year 12.

## Attendance Comment

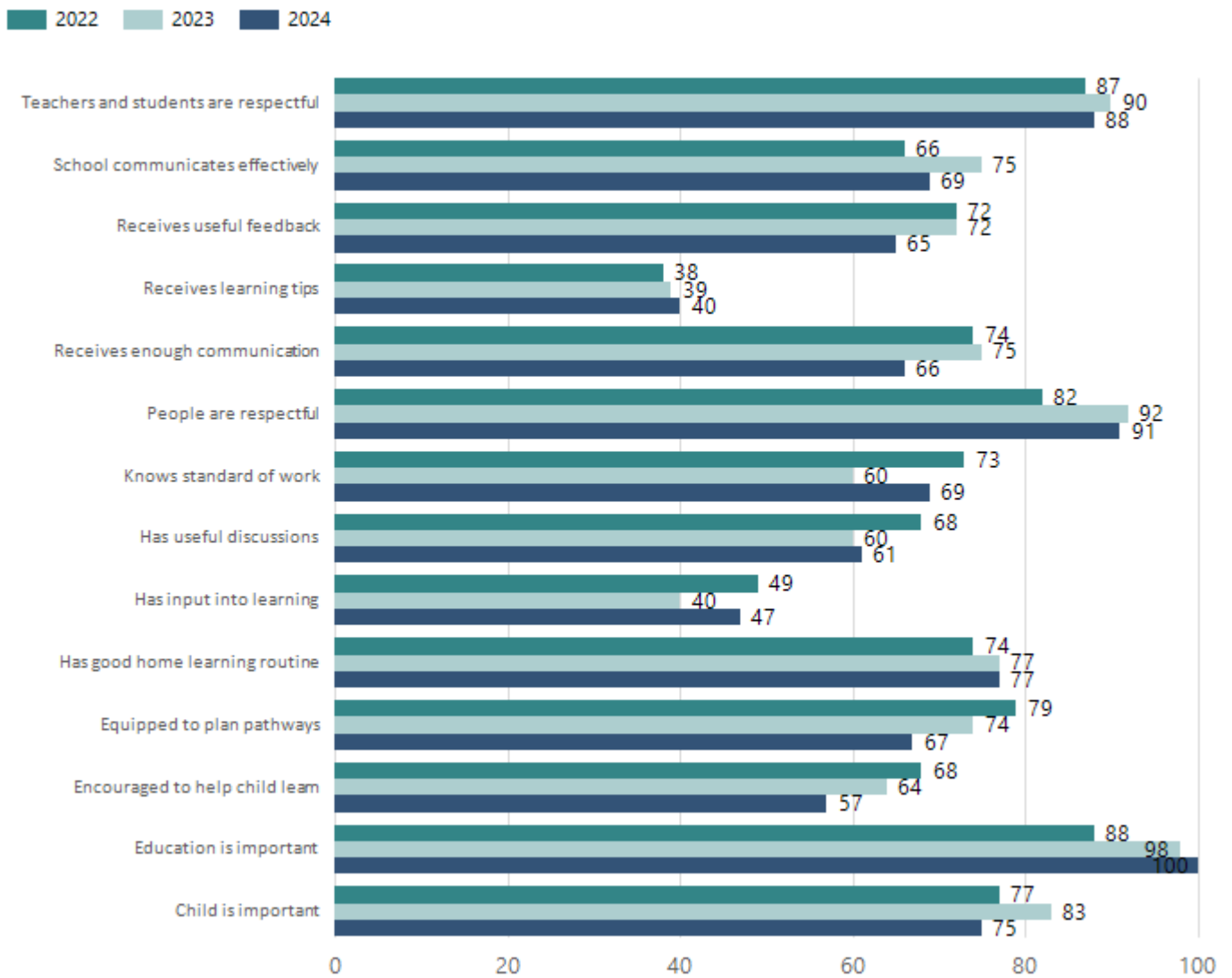
In South Australia, preschool attendance is not compulsory, but it is strongly encouraged. Preschool gives children the best opportunity to develop skills, which prepare them for school. These benefits include establishing positive routines and habits, friendships and connections as well as developing communication, problem-solving and creative skills. All children are entitled to access a preschool program over 4 terms the year before they start school.

In South Australia, all children and young people must be in school from 6 years to 16 years old. They must attend a government or non-government school full time. From age 16 to 17 however, young people must attend school or an approved learning program (such as an apprenticeship, traineeship, accredited course or university). Schools and parents must encourage and support students to come to school every day. Parents and caregivers must make sure their child is enrolled in a school, and attends school all day and everyday it is open, unless a child is sick or has an approved exemption. Teachers and leaders actively follow up when students miss school, including recording all absences and non-attendance. All schools in South Australia have local attendance procedures governed under the Education and Children's Services Regulations 2020.



# School Parent Opinion Survey Results

Proportion of agree/strongly agree response(%)



Data Source: 2024 Department for Education Parent Opinions Survey, Term 3 2024.

## Destination Schools

Feeder Schools (Site number - Name)	2022	2023	2024
0160 - Greenock Primary School		20.0%	11.1%
0898 - Klemzig Primary School		20.0%	11.1%
1317 - Klemzig Centre of Deaf Education	66.7%	60.0%	22.2%
6026 - Christian Brothers' College: Junior School	33.3%		
9999 - Unknown			55.6%

Note: The data is collected in term 3. It does not reflect actual schools enrolled in by existing preschool children. A blank cell indicates there was no data for students enrolled.

Data Source: Department for Education Destination Data Report, 2024.

## Intended Destination

Leave Reason	Number	%
NG - ATTENDING NON-GOV SCHOOL IN SA	9	23.0%
OV - LEFT SA FOR OVERSEAS	5	13.0%
TG - TRANSFERRED TO SA GOVERNMENT SCHOOL	25	64.0%

Data Source: Department for Education Destination Data Report, 2024. Data extract term 3 2024. Data shows recorded destinations for students that left the school in the previous year. Data is uploaded by schools in term 3 and may not reflect final or total figures at time of report creation.

## Highest Qualifications held by the teaching workforce and workforce composition

All teachers at this school are qualified and registered with the SA Teachers Registration Board.

Qualification Level	Number of Qualifications
Bachelor's degrees or Diplomas	19
Postgraduate Qualifications	12

Data Source: Data extracted from Mandatory Workforce Information Collections as on the last pay date of June 2024. As self-reported by staff in the system.

Please note: Data includes staff who are Actively employed and on extended paid leave. Please note only the highest qualification of the Teaching staff is reported. Excludes any number of other certifications earned.

### Workforce composition including indigenous staff

	Teaching Staff		Non-Teaching Staff	
	Indigenous	Non-Indigenous	Indigenous	Non-Indigenous
Full-Time Equivalents	0.0	26.8	0.9	8.9
Persons	0.0	31.0	2.0	16.0

Data Source: Data extracted from Mandatory Workforce Information Collection as on the last pay date of June 2024.

Please note: Data includes staff who are actively employed and on extended paid leave. "Indigenous category" is self-reported by staff in the system.

## Financial Statement

Funding Source	Amount
Grants: State	\$4,181,379.03
Grants: Commonwealth	\$6,200.00
Parent Contributions	\$57,304.86
Fund Raising	\$5,436.09
Other	\$58,082.75

Data Source: School supplied data.