



2023 Annual Report to the Community

Elizabeth Grove Primary School

Elizabeth Grove Primary School number: 897

Partnership: Elizabeth



School principal:

Julie Brown

Date of endorsement:

06/02/2024



Government
of South Australia
Department for Education

Context Statement

Elizabeth Grove Primary School caters for students from R-6. At the time of this report, the enrolment in 2023 is 235. Elizabeth Grove Primary School is classified as Category 1 on the Department for Education Index of Educational Disadvantage. At the time of this report, the school population includes 17% Aboriginal students, 31% students with disabilities, 18% students with English as an additional language or dialect (EALD) funded background, 1% children/young people in care. Further information about the school is available on the school's website (including its context statement), as well as the My School website.

Governing Council Report

The Governing Council identified the following as key achievements for 2023:

There was a significant contribution from the Governing Council in organising successful events across the school year, including Mothers and Father's Day Stall, Book Week Parade, Sports Day, Showcase Concert, Community Fun Day, and Christmas Raffle. We have been energised by the continued increase in community engagement across all aspects of the school. Parents have connected more with teachers using communication methods and have had a strong presence at our school events.

The OSHC was successfully managed by the Governing Council and continued to experience high enrolment numbers. The Governing Council also farewelled our OSHC Director to retirement and appointed a new Director to start in 2024.

The Governing Council have also overlooked the refurbishment of our library roof and supported our grant application to Way To Go which has provided us funds for a new bike/scooter enclosure, bike education and a new school crossing.

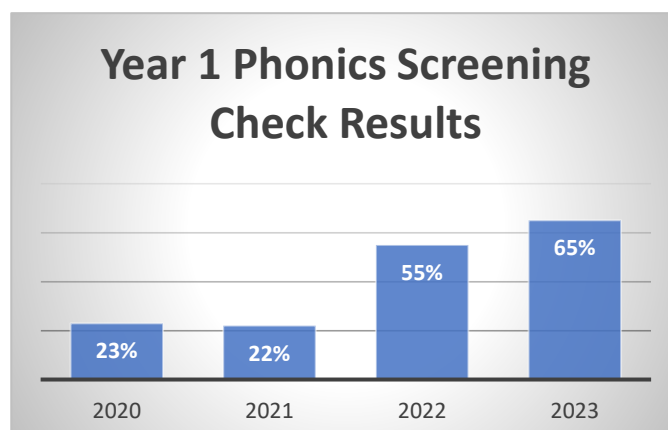
They also contributed to our successful External School Review Process in term 4.

The school is extremely grateful to all our Governing Council Members and volunteers for their unrelenting support. Members not only give their time to the important job of taking our school forward, but to all the other tasks they undertake that ensure that a safe and caring learning environment for our students is maintained.

Performance Summary

Year One Phonics Screening Check

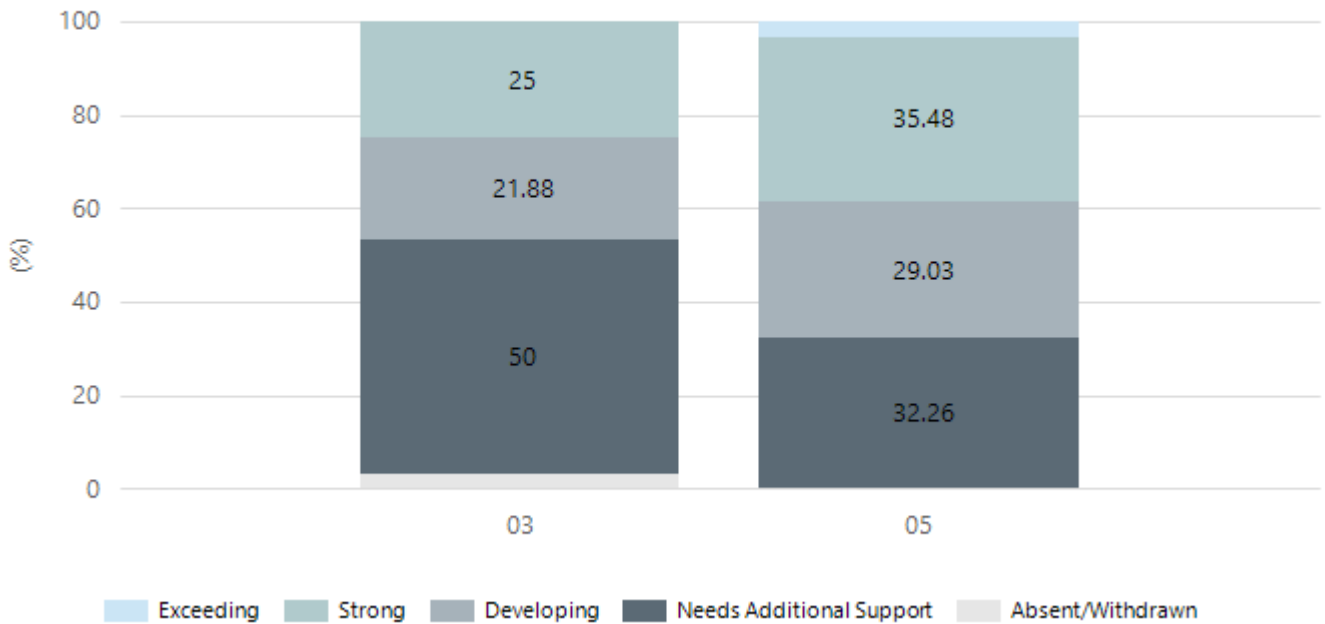
The phonics screening check (PSC) tells year 1 teachers how their students are progressing in phonics. This is a foundational reading skill.



NAPLAN Proficiency

In 2023, the Australian Curriculum, Assessment and Reporting Authority (ACARA) - a Commonwealth Independent statutory authority - announced changes to NAPLAN performance reporting. This new way of reporting by ACARA that NAPLAN results from 2023 will not be comparable to previous years. The new approach replaces the previous numerical NAPLAN bands and the national minimum standard.

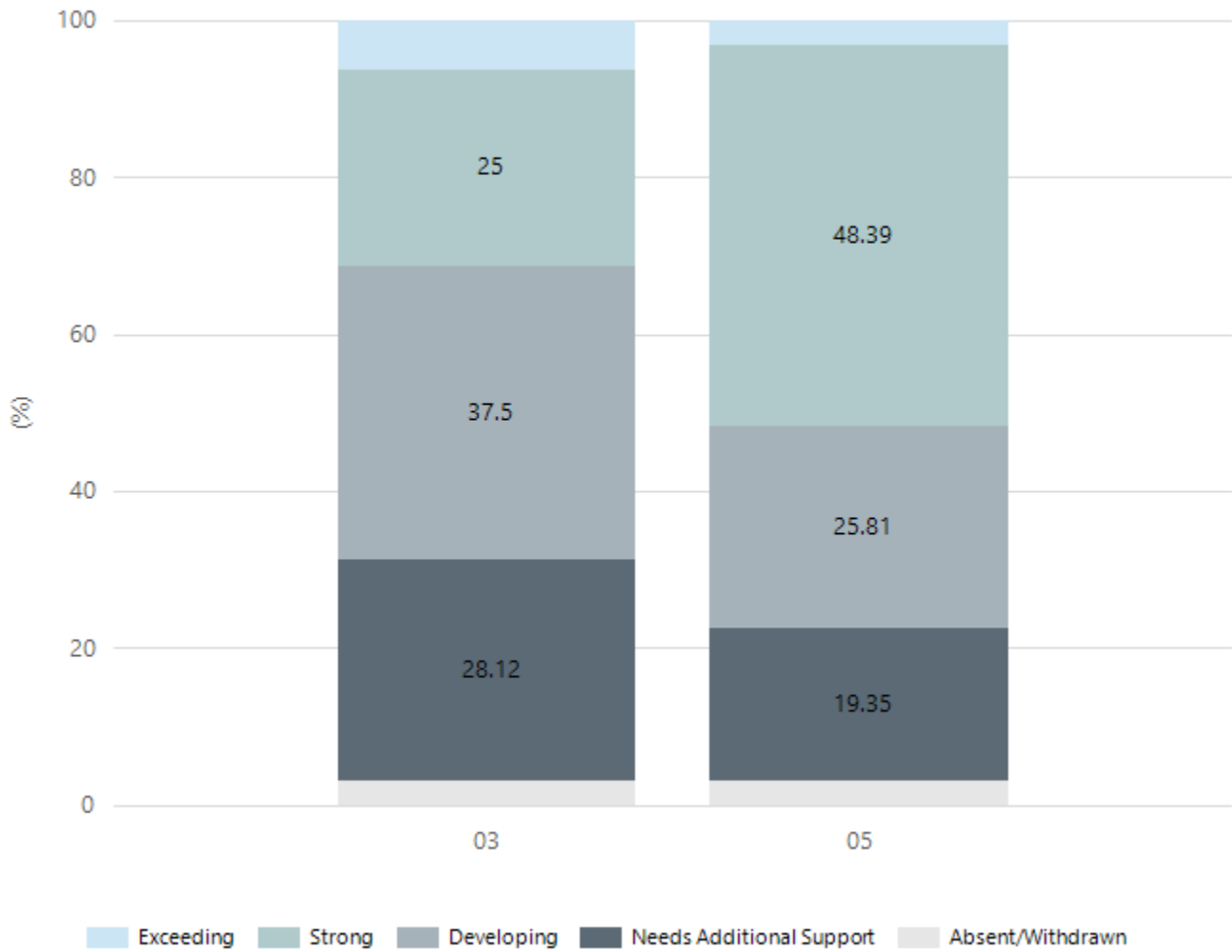
Numeracy



Year Level	03	05
Exceeding		1
Strong	8	11
Developing	7	9
Needs Additional Support	16	10
Absent/Withdrawn	1	
Total	32	31

Data Source: Department for Education Assessment Data Holdings, 2023. When there are less than six students in a cohort, no data is supplied.

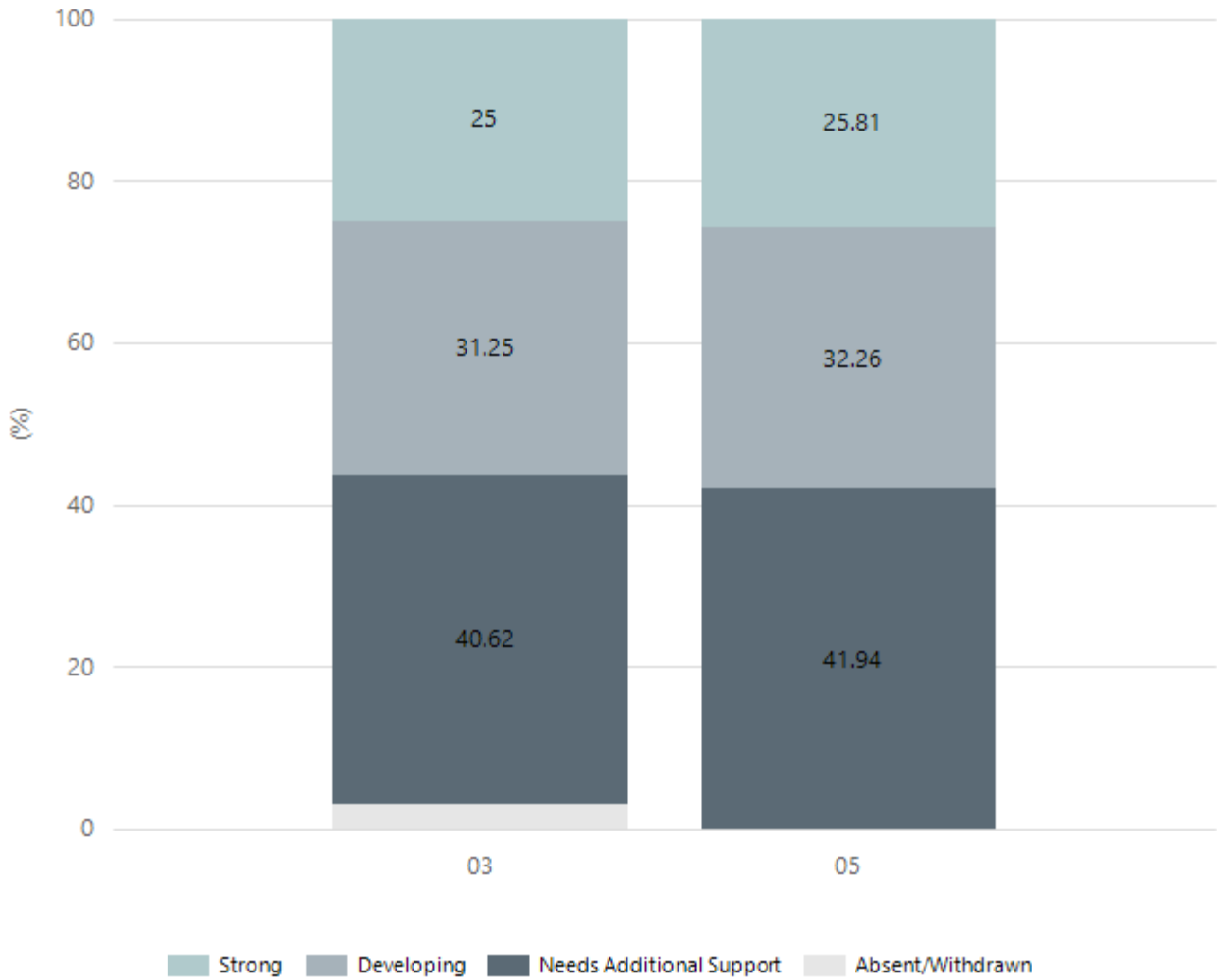
Reading



Year Level	03	05
Exceeding	2	1
Strong	8	15
Developing	12	8
Needs Additional Support	9	6
Absent/Withdrawn	1	1
Total	32	31

Data Source: Department for Education Assessment Data Holdings, 2023. When there are less than six students in a cohort, no data is supplied.

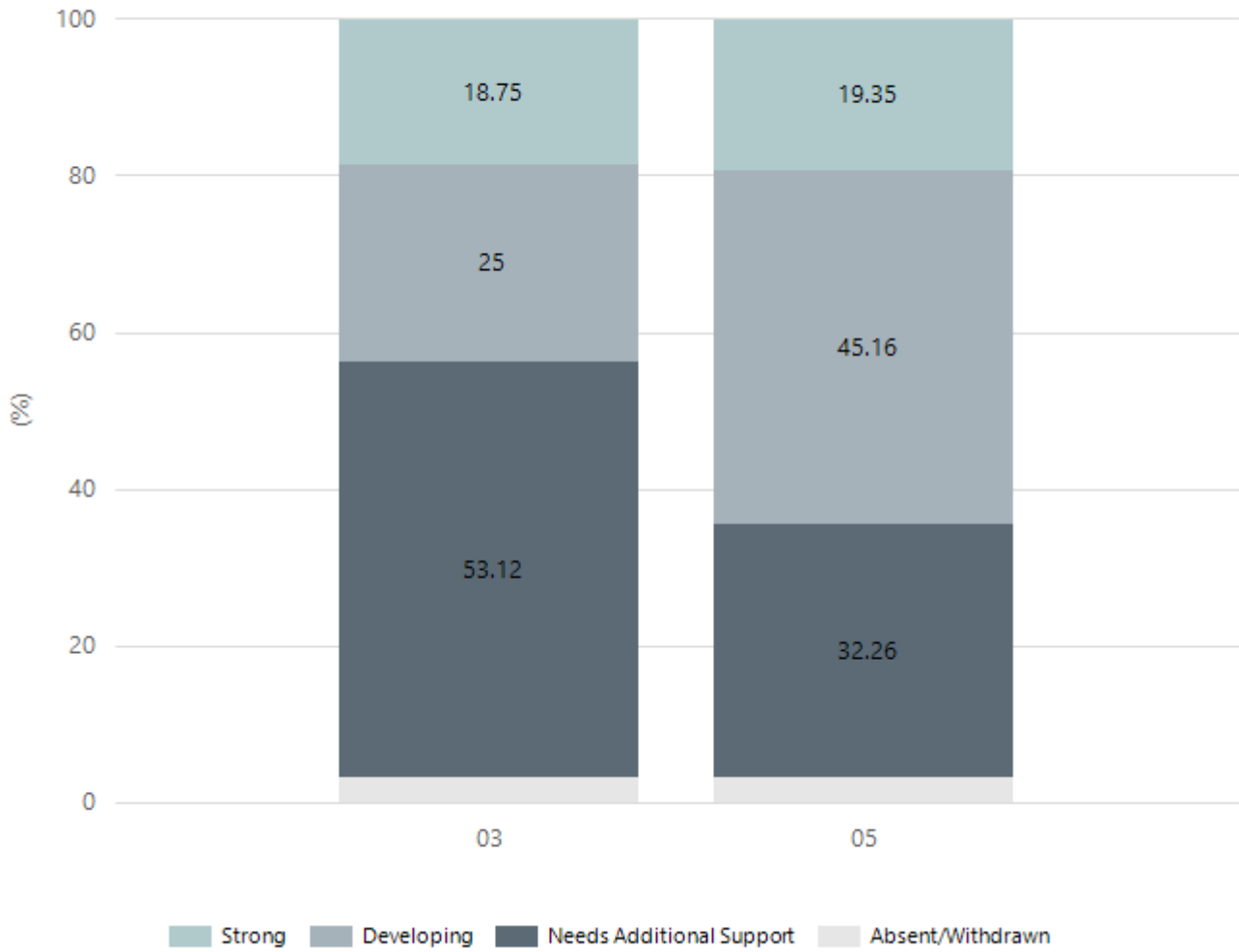
Writing



Year Level	03	05
Strong	8	8
Developing	10	10
Needs Additional Support	13	13
Absent/Withdrawn	1	
Total	32	31

Data Source: Department for Education Assessment Data Holdings, 2023. When there are less than six students in a cohort, no data is supplied.

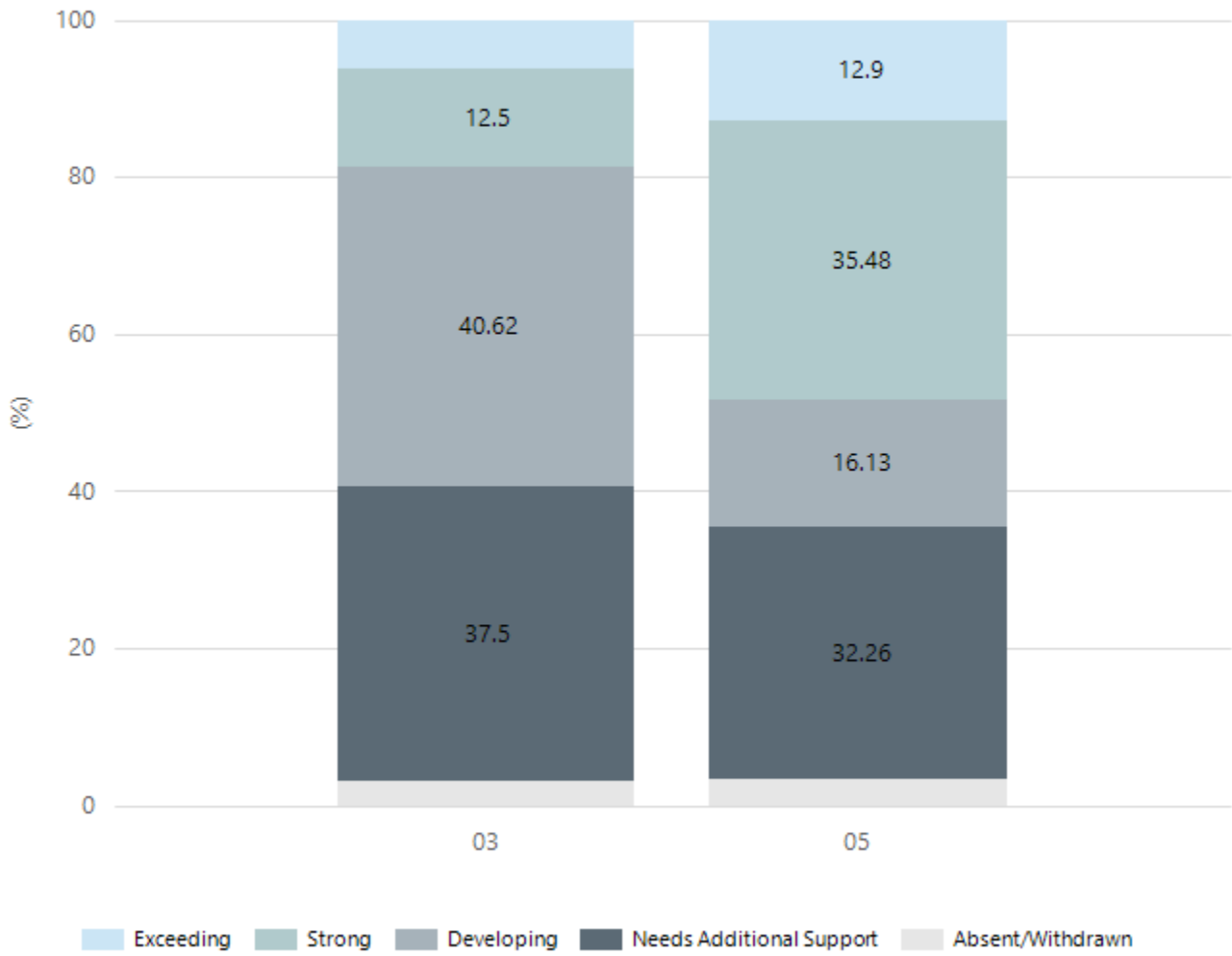
Grammar



Year Level	03	05
Strong	6	6
Developing	8	14
Needs Additional Support	17	10
Absent/Withdrawn	1	1
Total	32	31

Data Source: Department for Education Assessment Data Holdings, 2023. When there are less than six students in a cohort, no data is supplied.

Spelling

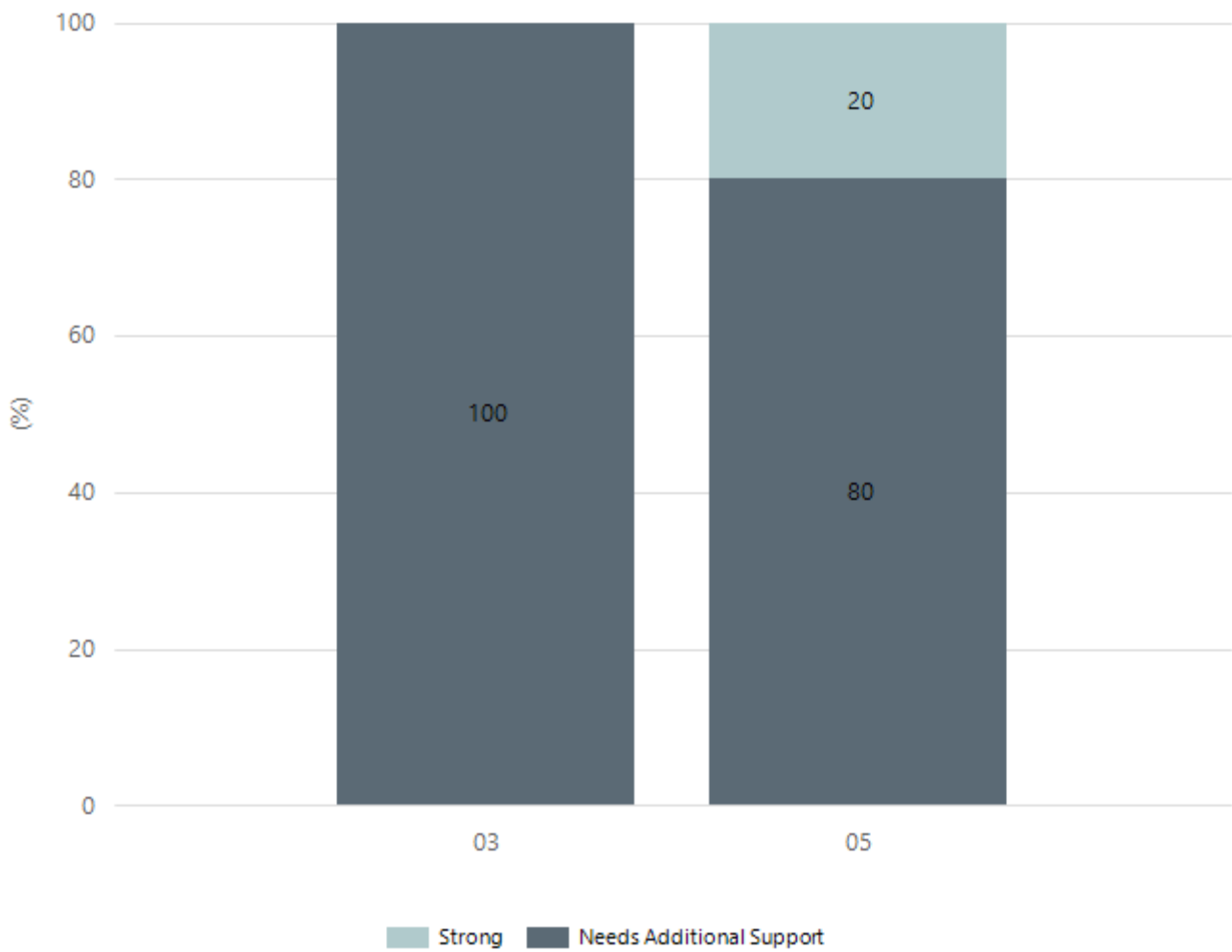


Year Level	03	05
Exceeding	2	4
Strong	4	11
Developing	13	5
Needs Additional Support	12	10
Absent/Withdrawn	1	1
Total	32	31

Data Source: Department for Education Assessment Data Holdings, 2023. When there are less than six students in a cohort, no data is supplied.

NAPLAN Proficiency - Aboriginal Learners

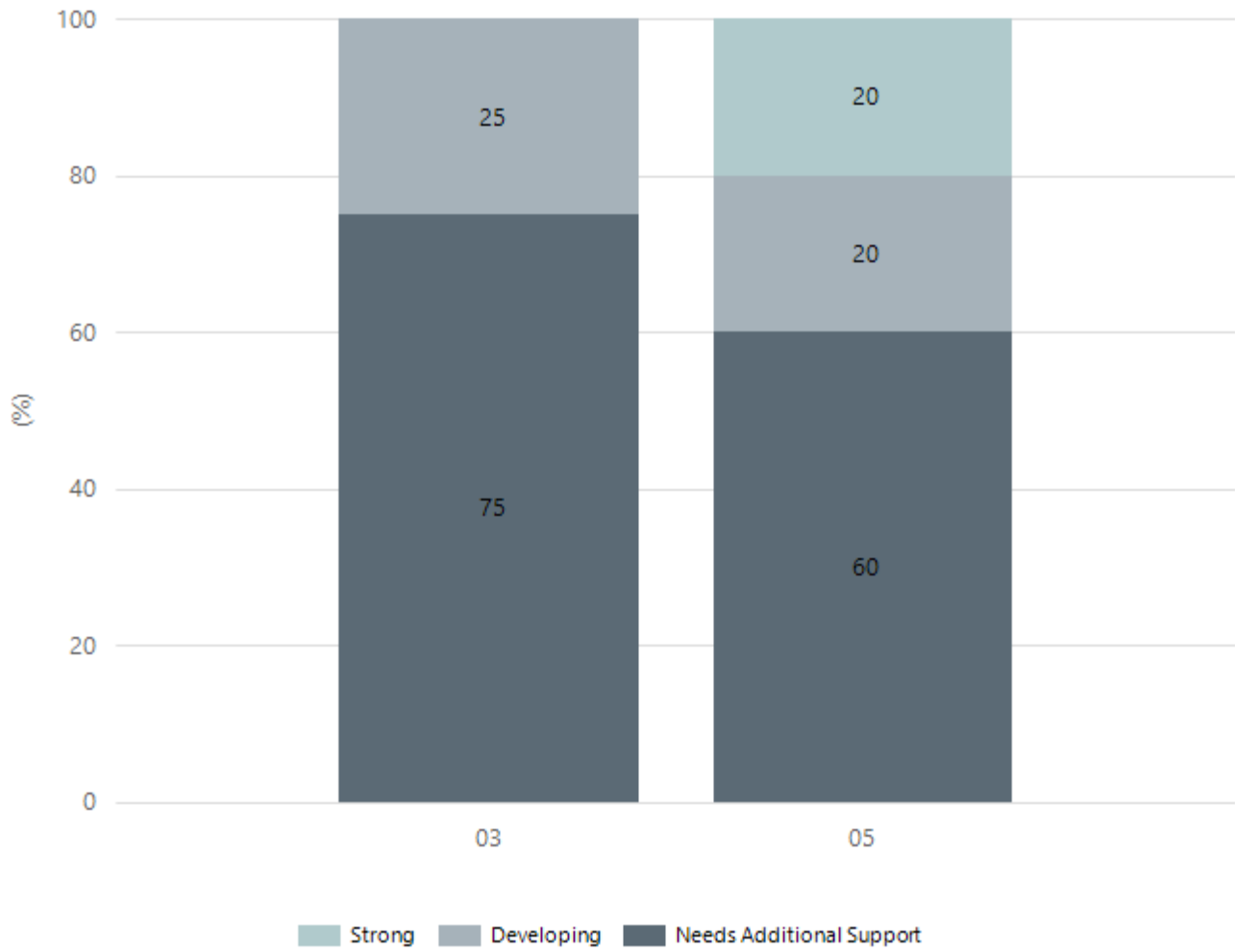
Numeracy



Year Level	03	05
Strong		1
Needs Additional Support	4	4
Total	4	5

Data Source: Department for Education Assessment Data Holdings, 2023. When there are less than six students in a cohort, no data is supplied. Only data for Aboriginal learners is displayed.

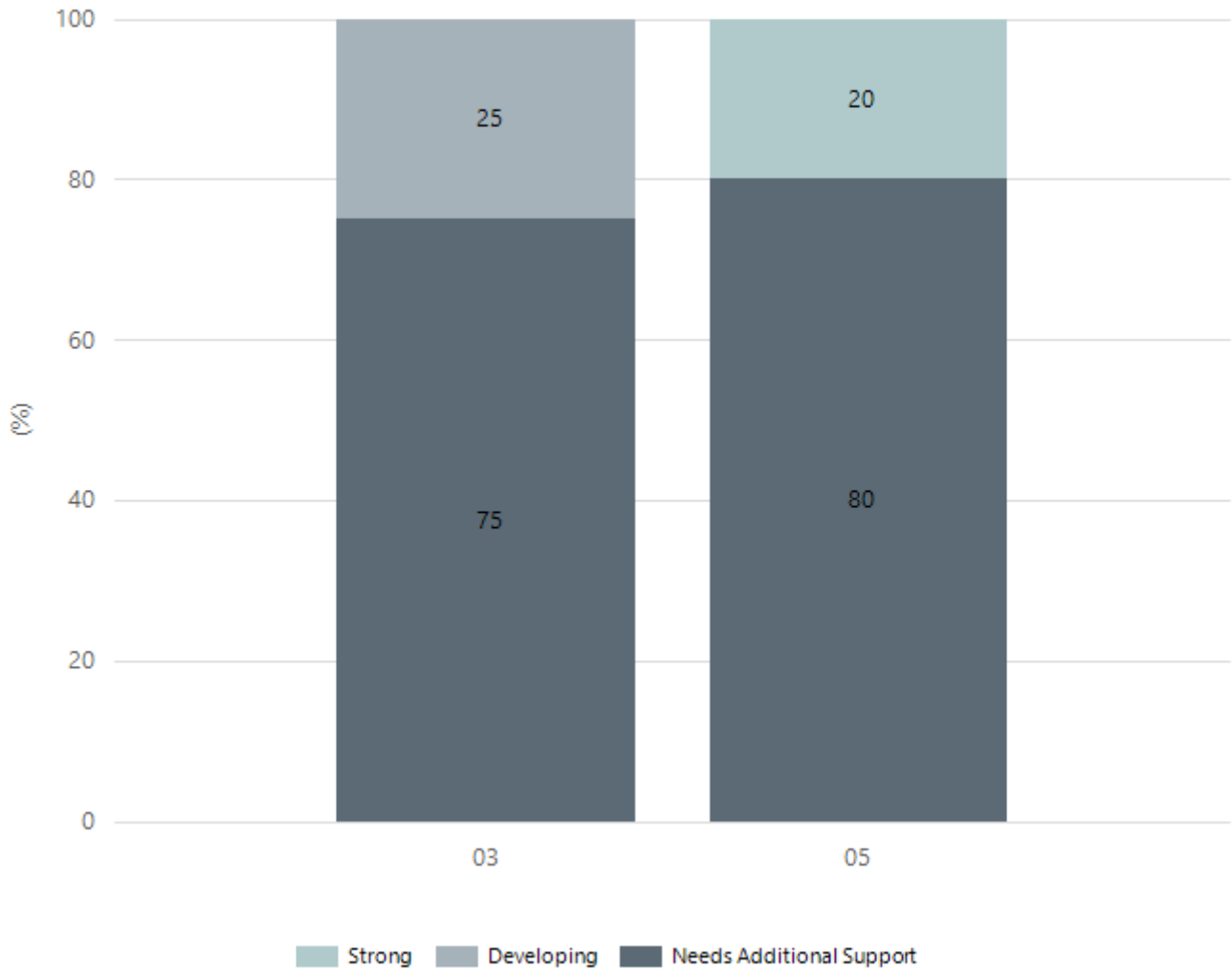
Reading



Year Level	03	05
Strong		1
Developing	1	1
Needs Additional Support	3	3
Total	4	5

Data Source: Department for Education Assessment Data Holdings, 2023. When there are less than six students in a cohort, no data is supplied. Only data for Aboriginal learners is displayed.

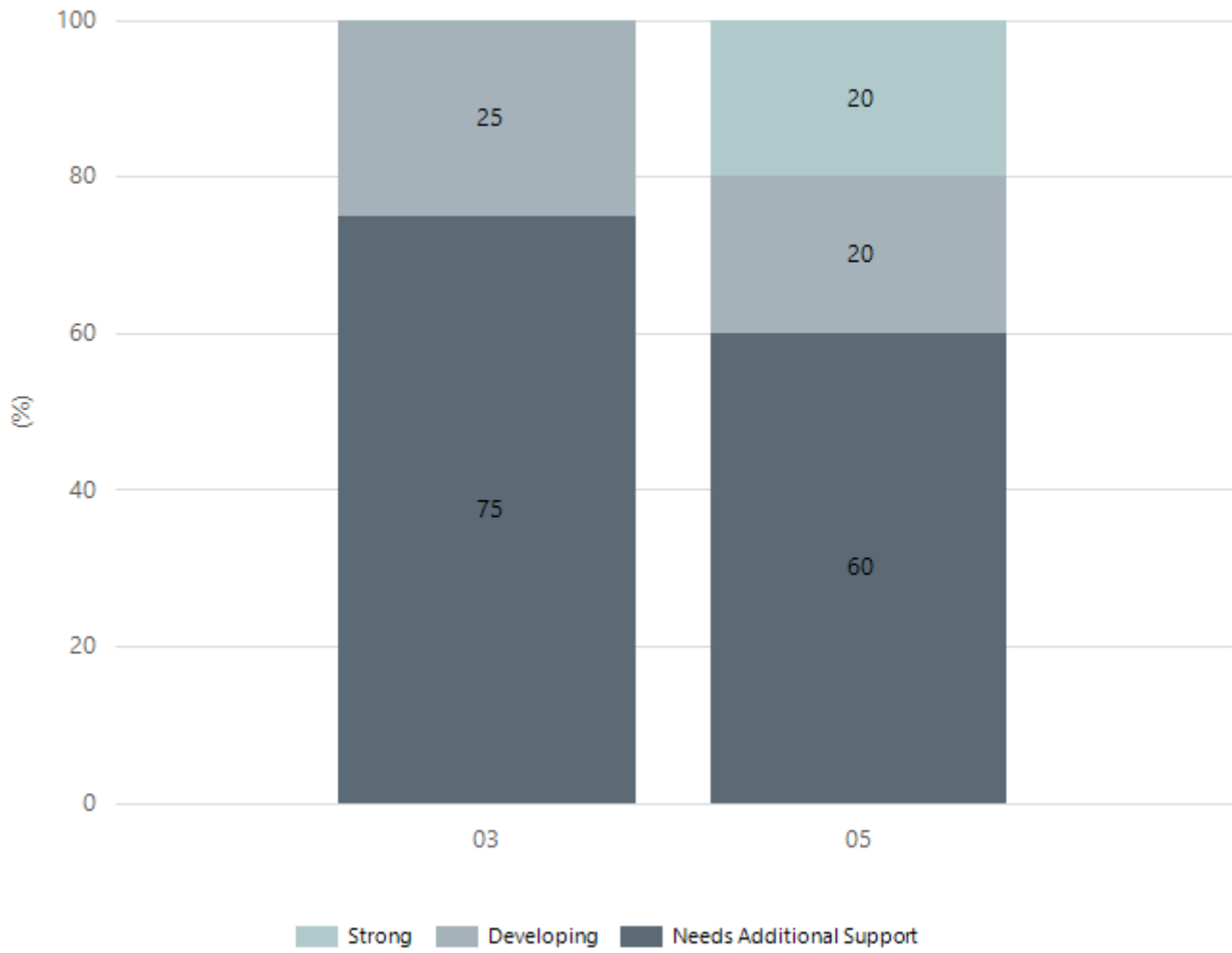
Writing



Year Level	03	05
Strong		1
Developing	1	
Needs Additional Support	3	4
Total	4	5

Data Source: Department for Education Assessment Data Holdings, 2023. When there are less than six students in a cohort, no data is supplied. Only data for Aboriginal learners is displayed.

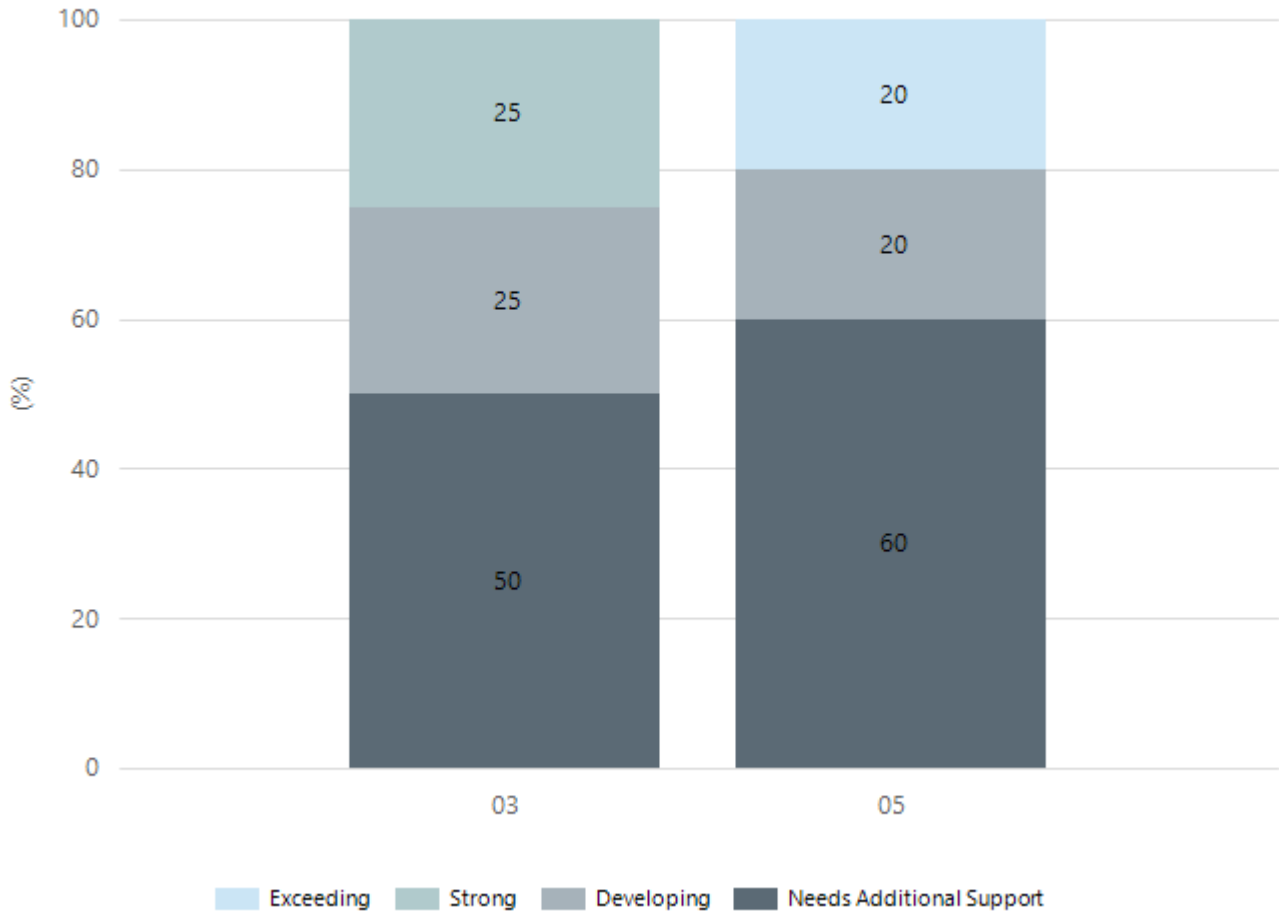
Grammar



Year Level	03	05
Strong		1
Developing	1	1
Needs Additional Support	3	3
Total	4	5

Data Source: Department for Education Assessment Data Holdings, 2023. When there are less than six students in a cohort, no data is supplied. Only data for Aboriginal learners is displayed.

Spelling



Year Level	03	05
Exceeding		1
Strong	1	
Developing	1	1
Needs Additional Support	2	3
Total	4	5

Data Source: Department for Education Assessment Data Holdings, 2023. When there are less than six students in a cohort, no data is supplied. Only data for Aboriginal learners is displayed.

School Attendance

Year Level	2021	2022	2023
Reception	78.3%	73.6%	84.2%
Year 01	82.1%	75.2%	81.6%
Year 02	87.7%	79.0%	82.5%
Year 03	86.9%	78.7%	81.0%
Year 04	83.9%	82.3%	82.2%
Year 05	73.6%	76.7%	83.7%
Year 06	84.2%	64.5%	83.6%
Year 07	80.9%		
Total	82.2%	75.7%	82.7%

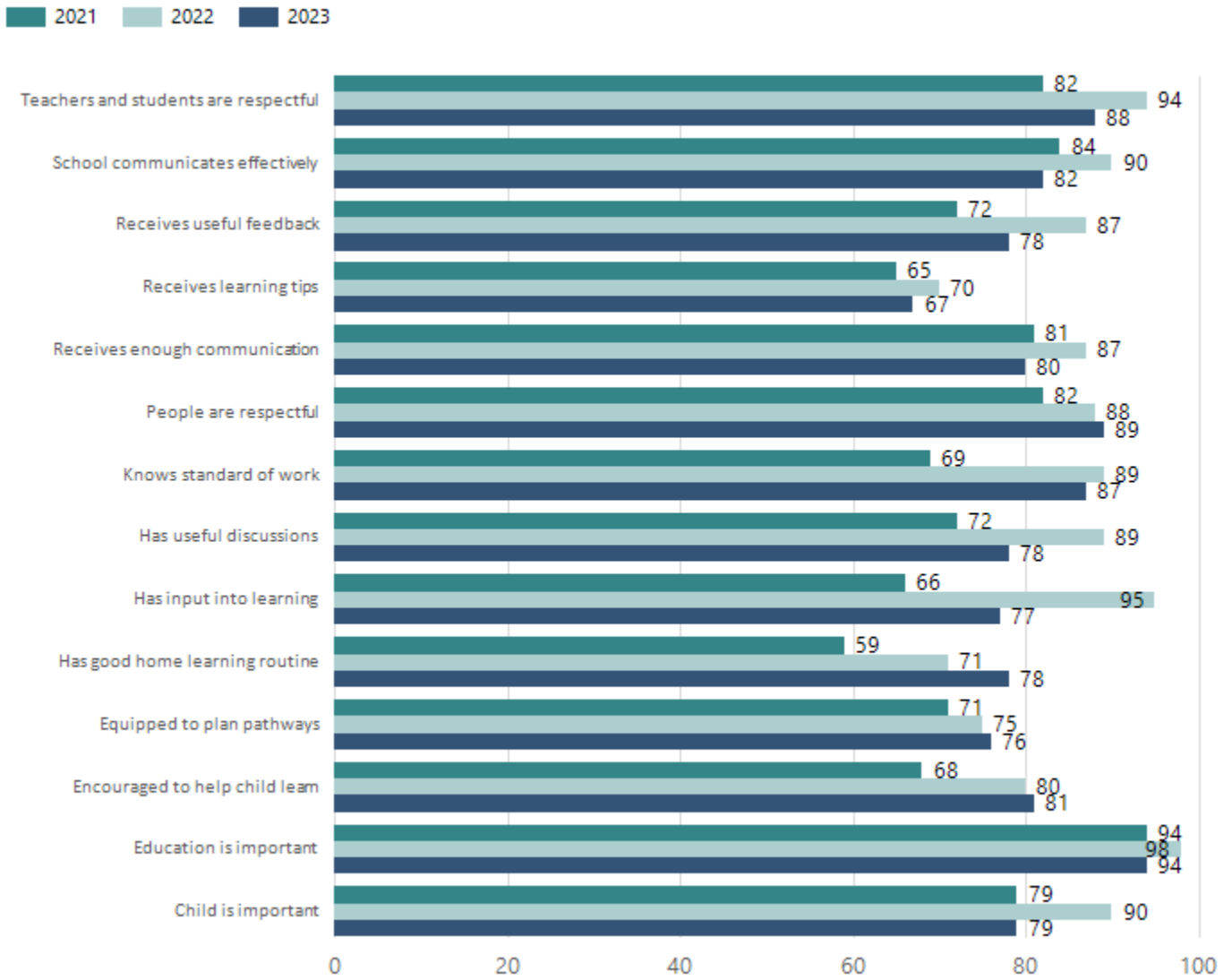
Data Source: Department for Education Attendance Data, Semester 1 Report 2023. A blank cell indicates there were no students enrolled. 'Primary Other' includes students enrolled in specialised education options. 'Secondary Other' includes students who have already spent a year at Year 12 and elected to undertake further study at Year 12.

Attendance Comment

In South Australia, all children and young people must be in school from 6 years to 16 years old. They must attend a government or non-government school full time. From age 16 to 17 however, young people must attend school or an approved learning program (such as an apprenticeship, traineeship, accredited course, or university). Schools and parents must encourage and support students to come to school every day. Parents and caregivers must make sure their child is enrolled in a school and attends school all day and everyday it is open unless a child is sick or has an approved exemption. Teachers and leaders actively follow up when a student misses school, including recording all absences and non-attendance. All schools in South Australia have local attendance procedures governed under the Education and Children's Services Regulations 2020.

Parent Opinion Survey Results

Proportion of agree/strongly agree response(%)



Data Source: 2023 Department for Education Parent Opinions Survey, Term 3 2023.

Intended Destination

Leave Reason	Number	%
NG - ATTENDING NON-GOV SCHOOL IN SA	2	18.0%
TG - TRANSFERRED TO SA GOVERNMENT SCHOOL	8	73.0%
VI - LEFT SA FOR VIC	1	9.0%

Data Source: Department for Education Destination Data Report, 2023. Data extract term 3 2023. Data shows recorded destinations for students that left the school in the previous year. Data is uploaded by schools in term 3 and may not reflect final or total figures at time of report creation.

Highest Qualifications held by the teaching workforce and workforce composition

All teachers at this school are qualified and registered with the SA Teachers Registration Board.

Qualification Level	Number of Qualifications
Bachelor's degrees or Diplomas	18
Postgraduate Qualifications	4

Data Source: Data extracted from Mandatory Workforce Information Collections as on the last pay date of June 2023. As self-reported by staff in the system.

Please note: Data includes staff who are Actively employed and on extended paid leave. Please note only the highest qualification of the Teaching staff is reported. Excludes any number of other certifications earned.

Workforce composition including indigenous staff

	Teaching Staff		Non-Teaching Staff	
	Indigenous	Non-Indigenous	Indigenous	Non-Indigenous
Full-Time Equivalents	0.0	21.7	0.9	17.6
Persons	0.0	22.0	1.0	29.0

Data Source: Data extracted from Mandatory Workforce Information Collection as on the last pay date of June 2023.

Please note: Data includes staff who are actively employed and on extended paid leave. "Indigenous category" is self-reported by staff in the system.

Financial Statement

Funding Source	Amount
Grants: State	\$4,419,258
Grants: Commonwealth	\$16,476
Parent Contributions	\$64,526
Fund Raising	\$5,487
Other	\$36,492

Data Source: School supplied data.