

2024 annual report to the Community

Findon High School

Findon High School number: 805

Partnership: Inner West



School principal:	Kathleen Hoare	Signature
-------------------	----------------	-----------

Date of endorsement:	12/03/2025
----------------------	------------



Context Statement

Findon High School caters for students from 7-12. At the time of this report, the enrolment in 2024 is 409. Findon High School is classified as Category 3 on the Department for Education Index of Educational Disadvantage. At the time of this report, the school population includes 13% Aboriginal students, 22% students with disabilities, 12% students with English as an additional language or dialect (EALD) funded background, 1% children/young people in care. Further information about the school is available on the school's website (including its context statement), as well as the My School website.

Data Source: Department for Education data holdings from Mid census captured in AUGUST 2024.

Governing Council Report

2024 has been another significant year for Findon High School, continuing our transformation into a leading institution of learning and innovation. With the successful establishment of Findon Technical College and ongoing developments across the school, we are proud to see Findon thrive.

Following the completion of the major Capital Works Program in 2023, 2024 has been a year of consolidation and progress. The Findon Technical College (FTC) is now fully operational, delivering industry-aligned education in state-of-the-art facilities.

We welcomed students in Year 10 and 11 across three industry pathways:

- Advanced Manufacturing and Engineering
- Early Childhood Education and Care
- Health and Social Support

The inaugural students of FTC achieved amazing outcomes in their first year, with 100% completion of their compulsory SACE requirements. A special congratulations to **Hana** who received a merit award for an A+ in Stage 2 Industry Connections. FTC's success is further highlighted by an impressive 98% retention rate into 2025, with 22 students securing active training contracts and nine moving on to university studies in 2025.

In a real highlight, five FTC students in the Advanced Manufacturing and Engineering Stream had the incredible opportunity to participate in the **World Final of the Hydrogen Grand Prix** in Anaheim, California, racing remote-controlled hydrogen-powered cars. Team Thunder placed first in the Australian leg of the race and performed well – and learned a lot – placing 6th in the world rankings. Many thanks to the sponsors for their generosity in making this experience happen.

Our Year 7 enrolment numbers continue to grow, with 54 new students joining Findon High School – an increase of 30% from 2023. Enrolments across all year levels (Years 7–12) have grown by 12%, demonstrating the school's increasing reputation and appeal.

2024 began with the implementation of a new and refreshed timetable designed to support a wider curriculum offering. The carefully crafted Middle School model fosters greater connection across subjects through teams of teachers and integrated projects. Meanwhile, the revised Senior School model provides greater student choice and meaningful pathways. Notably, 2024 saw the first graduating students from our specialist pathway in Creative Industries, with 12 students completing a Certificate III in Screen and Media onsite at Findon.

The curriculum development throughout 2023 has come to life in 2024, with multiple immersion experiences both on and offsite, offering authentic learning opportunities that deepen subject knowledge and inspire new career aspirations.

Acting on parent feedback, staff have worked hard to create more opportunities for families to engage with student learning.

Throughout the year, the school hosted multiple events, including:

- Parent information evenings for Year 7 and Senior School
- Acquaintance Night BBQ
- Music Night in Term 2
- Exhibitions of Learning in Term 2
- Learning Conversations and Subject Selection in Term 3
- Arts Extravaganza and Exhibition of Learning, including the first Findon Food Alley (a student-catered food event) in Term 4

We proudly celebrate the achievements of our graduating Class of 2024. Special congratulations to the DUX, **Alborz Razaghi**, who achieved an outstanding ATAR of **99.95** and will commence studies in **Dentistry at the University of Adelaide** in 2025.

Other notable awards presented in 2024:

- **Ampol Best All-Rounder Award** – Zoe How
- **ADF Long Tan Youth Leadership Award** – Alexander May
- **ADF Future Innovators Award** – Manik Singh
- **Owen Sykes Award** – Vatsala Joshi

This year also marks a milestone for our First Nations students, with the highest number of graduates in Findon's history. Congratulations to the four students who completed their SACE, and special recognition to **Shyla Wodson**, recipient of the 2024 **Dream Deadly Award**.

A major shift in 2024 has been the adjustment to the school timetable. We appreciate the careful planning and consultation involved in this change and look forward to evaluating its impact on student learning and well-being.

The Governing Council has continued to fulfill its financial and policy responsibilities, ensuring the school operates effectively and sustainably. As Chair, I extend my sincere gratitude to all Council members for their time, effort, and commitment to our school community. We are always looking for new members on Governing Council and I would be very happy to talk with any parent about joining. It is a great way to contribute to your child's schooling.

Looking ahead, we congratulate the **School Captains** elected to lead in 2025: FHS – Lily and Amelie, The Palms – Hadiyah, FTC - Ollie and Taneja. We trust they will lead with passion and integrity, and we wish them a rewarding year ahead.

Finally, on behalf of the Governing Council, I extend our deepest appreciation to the teachers and staff of Findon High School. Your dedication and hard work make a profound difference in the lives of our students, and we are truly grateful for all that you do.

A special thank you to **Principal Kathleen Hoare** for her exceptional leadership and vision. Her unwavering commitment continues to shape Findon into a school of excellence, and we are fortunate to have her at the helm.

We look forward to another exciting year in 2025!

Andrew May

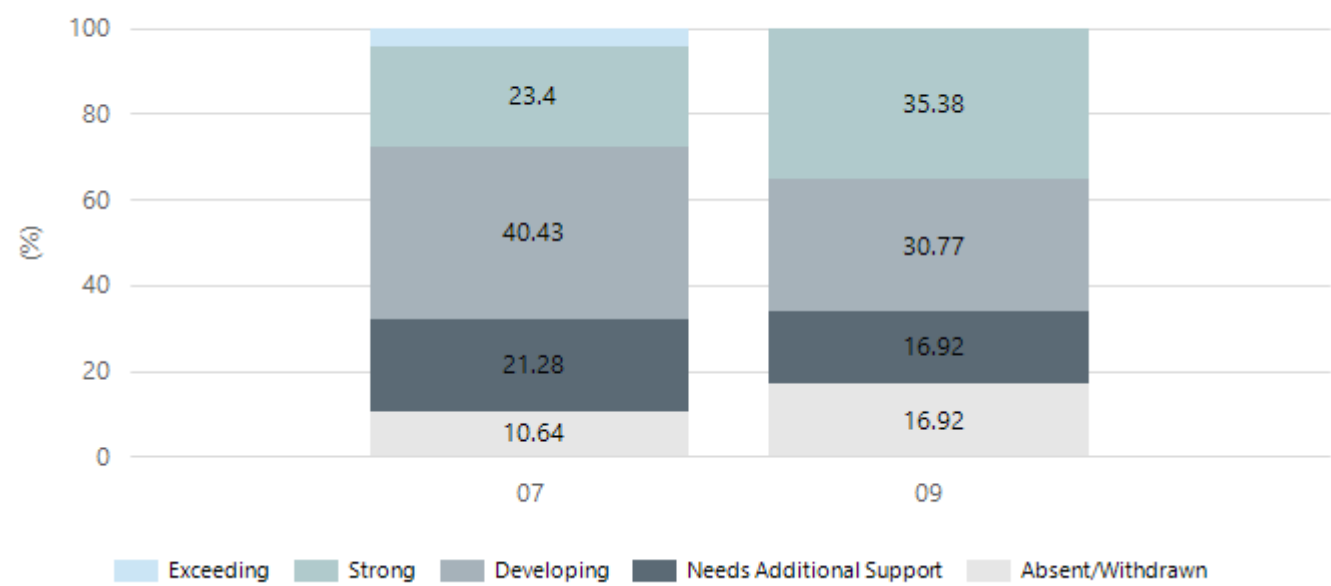
Chair, Governing Council

Performance Summary

NAPLAN Proficiency

In 2023 the Australian Curriculum, Assessment and Reporting Authority (ACARA) - a Commonwealth Independent statutory authority - announced changes to NAPLAN performance reporting. The new approach replaces the previous numerical NAPLAN bands and the national minimum standard.

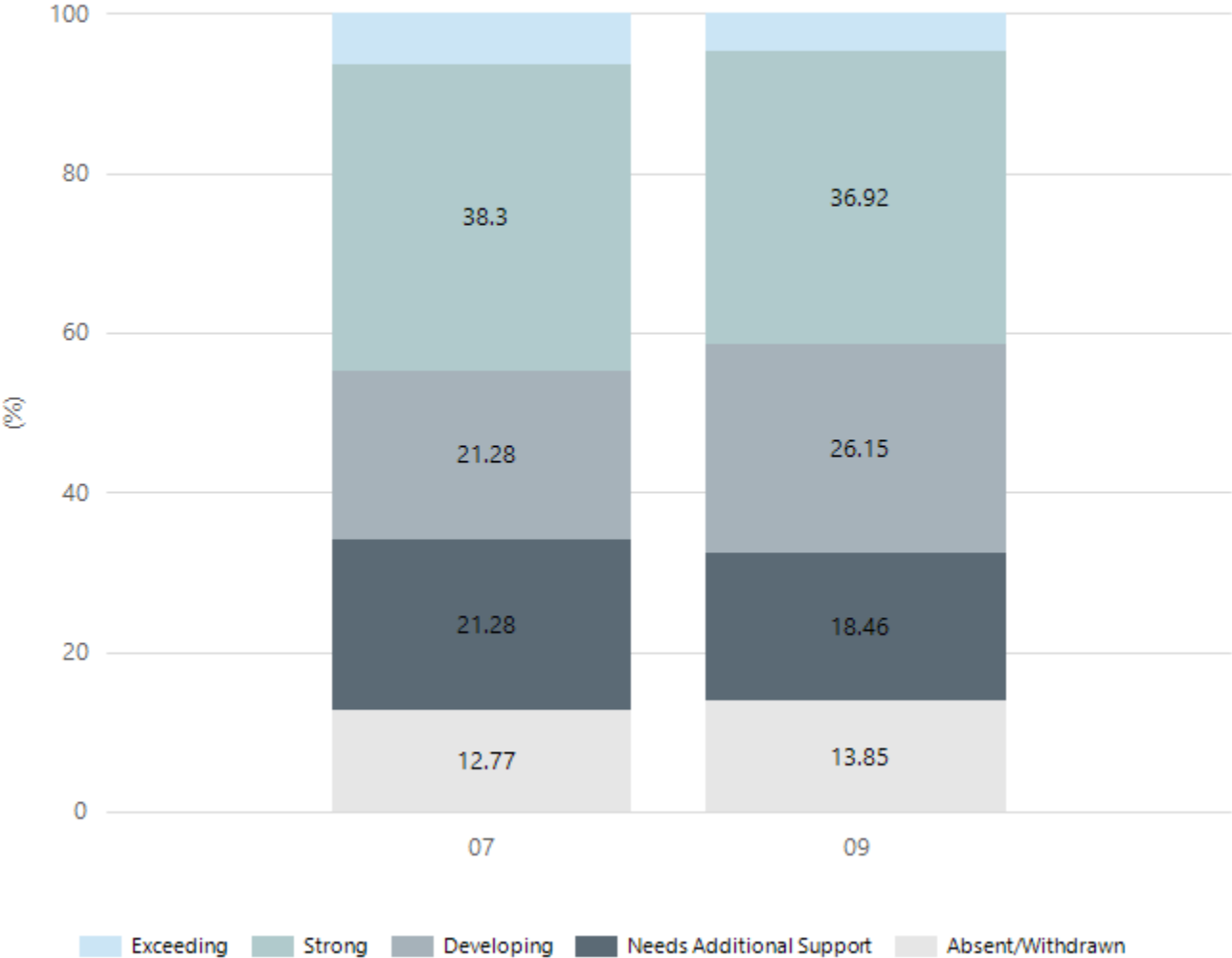
Numeracy



Year Level	07	09
Exceeding	2	
Strong	11	23
Developing	19	20
Needs Additional Support	10	11
Absent/Withdrawn	5	11
Total	47	65

Data Source: Department for Education Assessment Data Holdings, 2024. If there are less than 6 students who sat NAPLAN in a school, no information will be shown. If a year level has less than 6 students, that year level will not be shown in NAPLAN results.

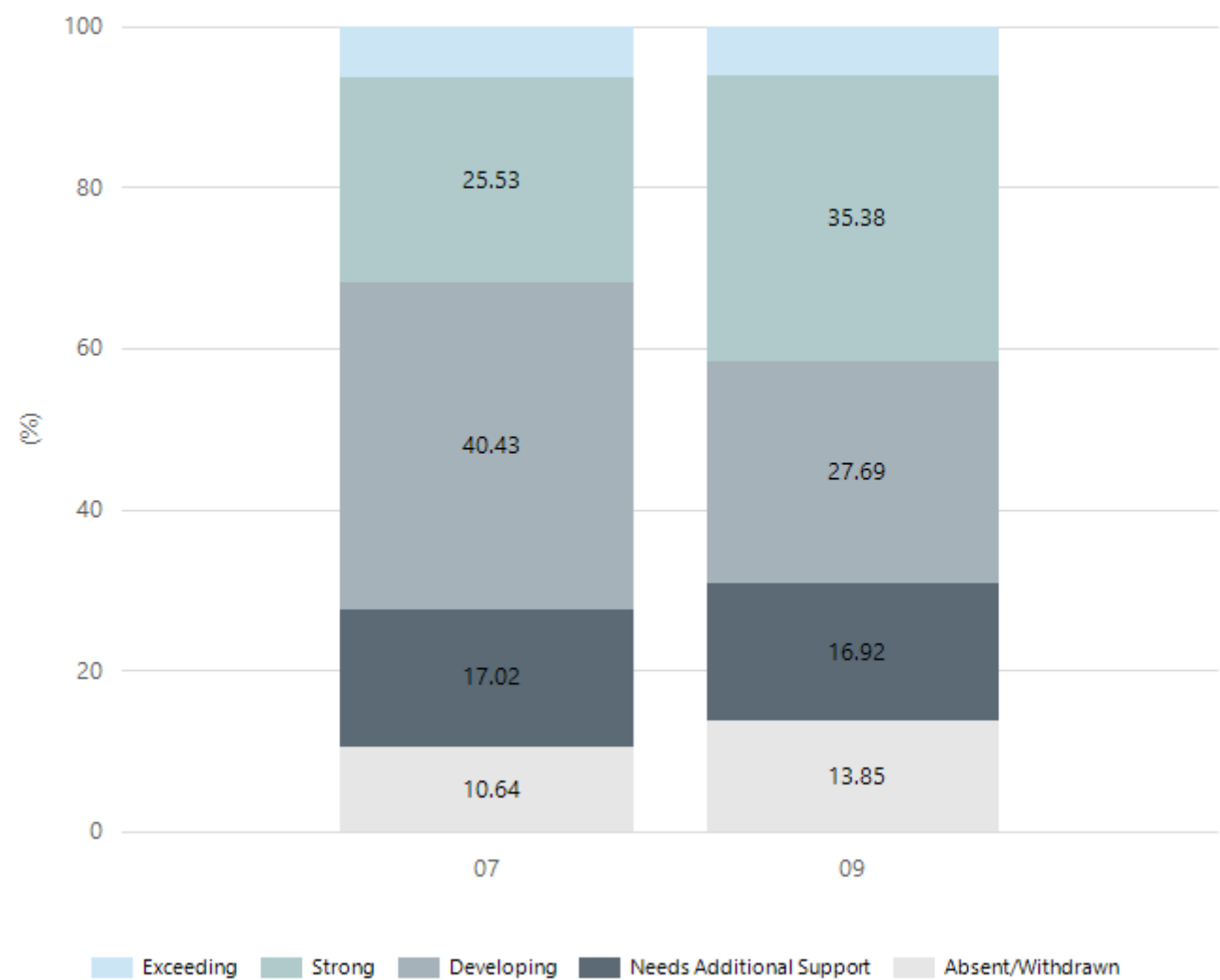
Reading



Year Level	07	09
Exceeding	3	3
Strong	18	24
Developing	10	17
Needs Additional Support	10	12
Absent/Withdrawn	6	9
Total	47	65

Data Source: Department for Education Assessment Data Holdings, 2024. If there are less than 6 students who sat NAPLAN in a school, no information will be shown. If a year level has less than 6 students, that year level will not be shown in NAPLAN results.

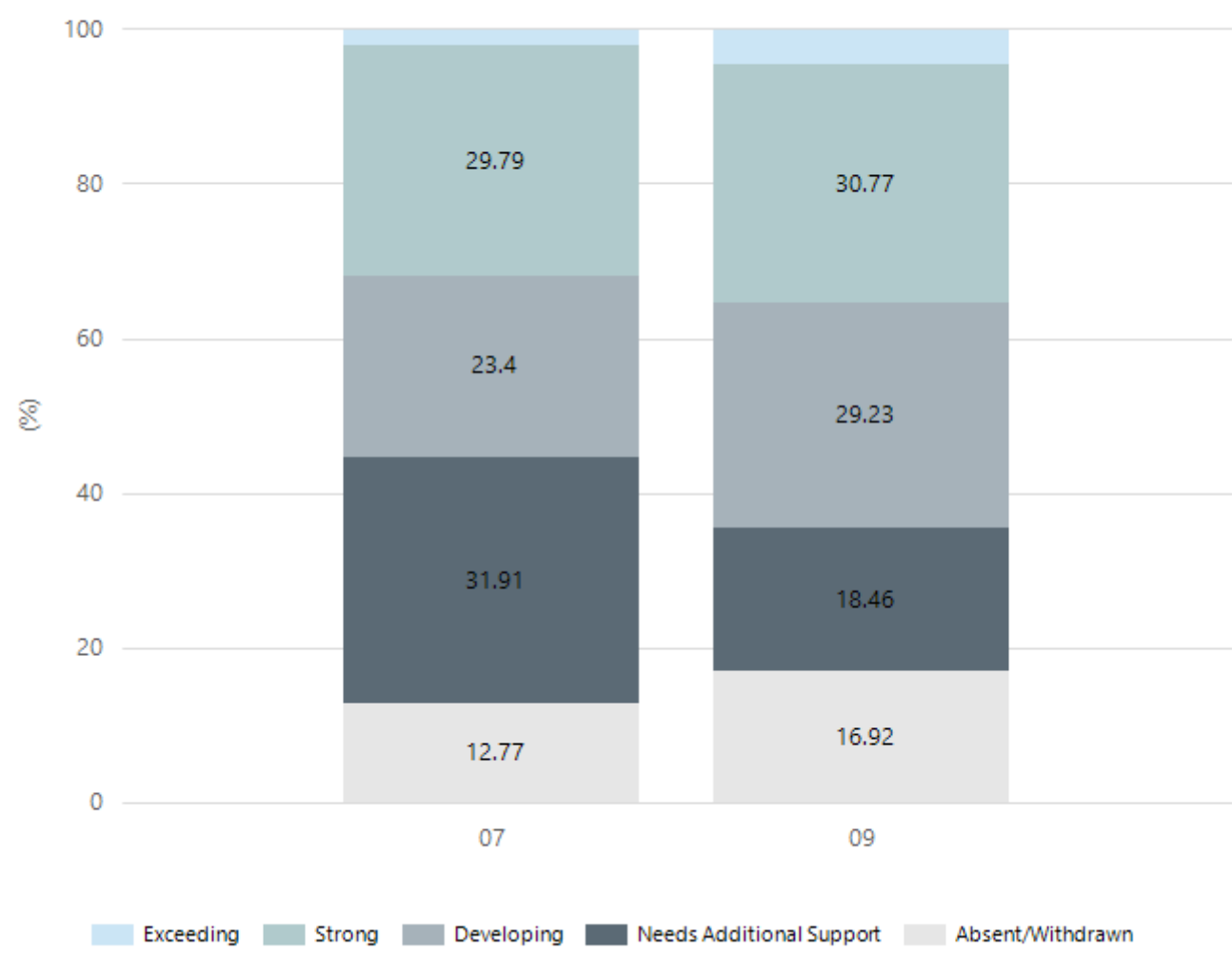
Writing



Year Level	07	09
Exceeding	3	4
Strong	12	23
Developing	19	18
Needs Additional Support	8	11
Absent/Withdrawn	5	9
Total	47	65

Data Source: Department for Education Assessment Data Holdings, 2024. If there are less than 6 students who sat NAPLAN in a school, no information will be shown. If a year level has less than 6 students, that year level will not be shown in NAPLAN results.

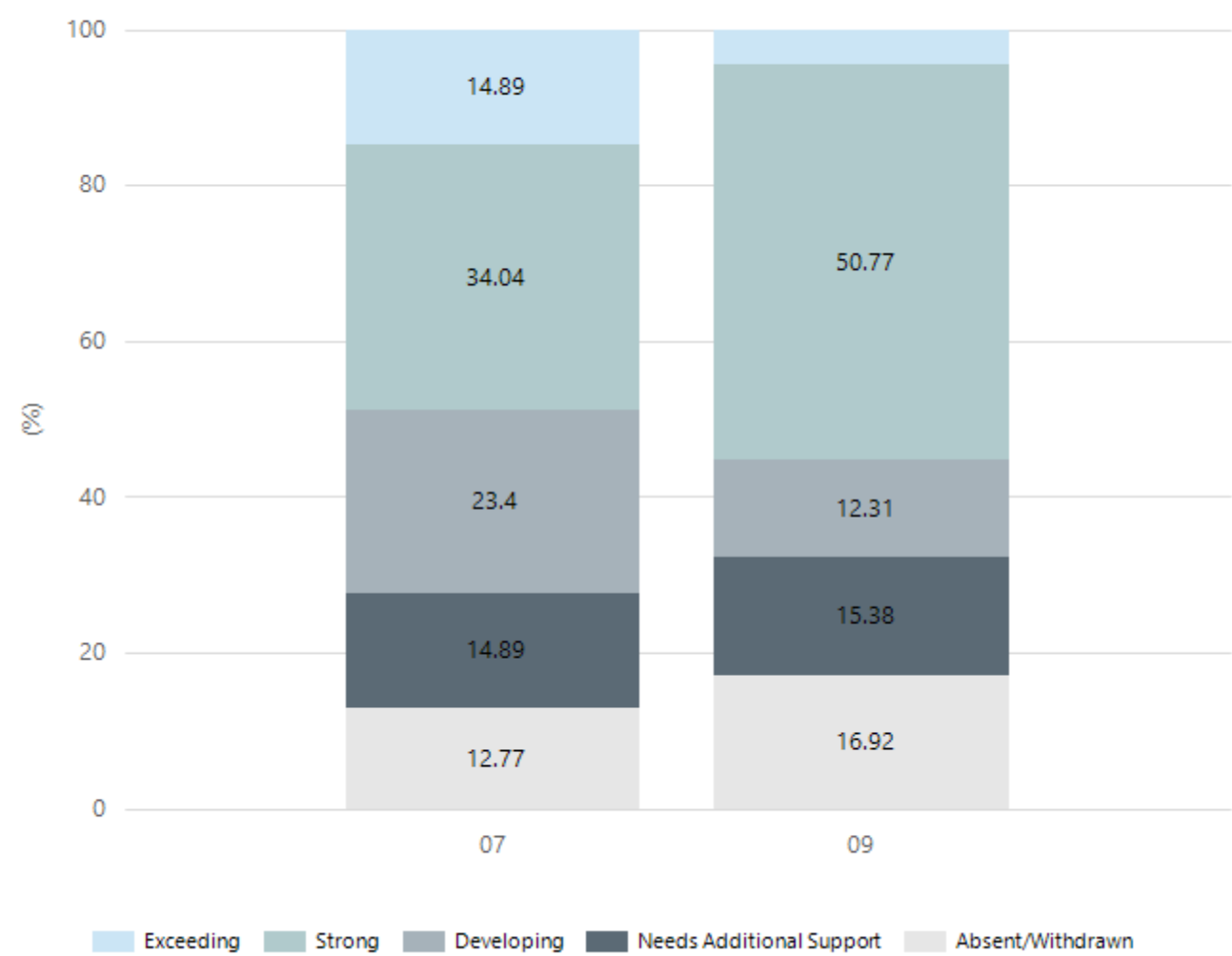
Grammar



Year Level	07	09
Exceeding	1	3
Strong	14	20
Developing	11	19
Needs Additional Support	15	12
Absent/Withdrawn	6	11
Total	47	65

Data Source: Department for Education Assessment Data Holdings, 2024. If there are less than 6 students who sat NAPLAN in a school, no information will be shown. If a year level has less than 6 students, that year level will not be shown in NAPLAN results.

Spelling

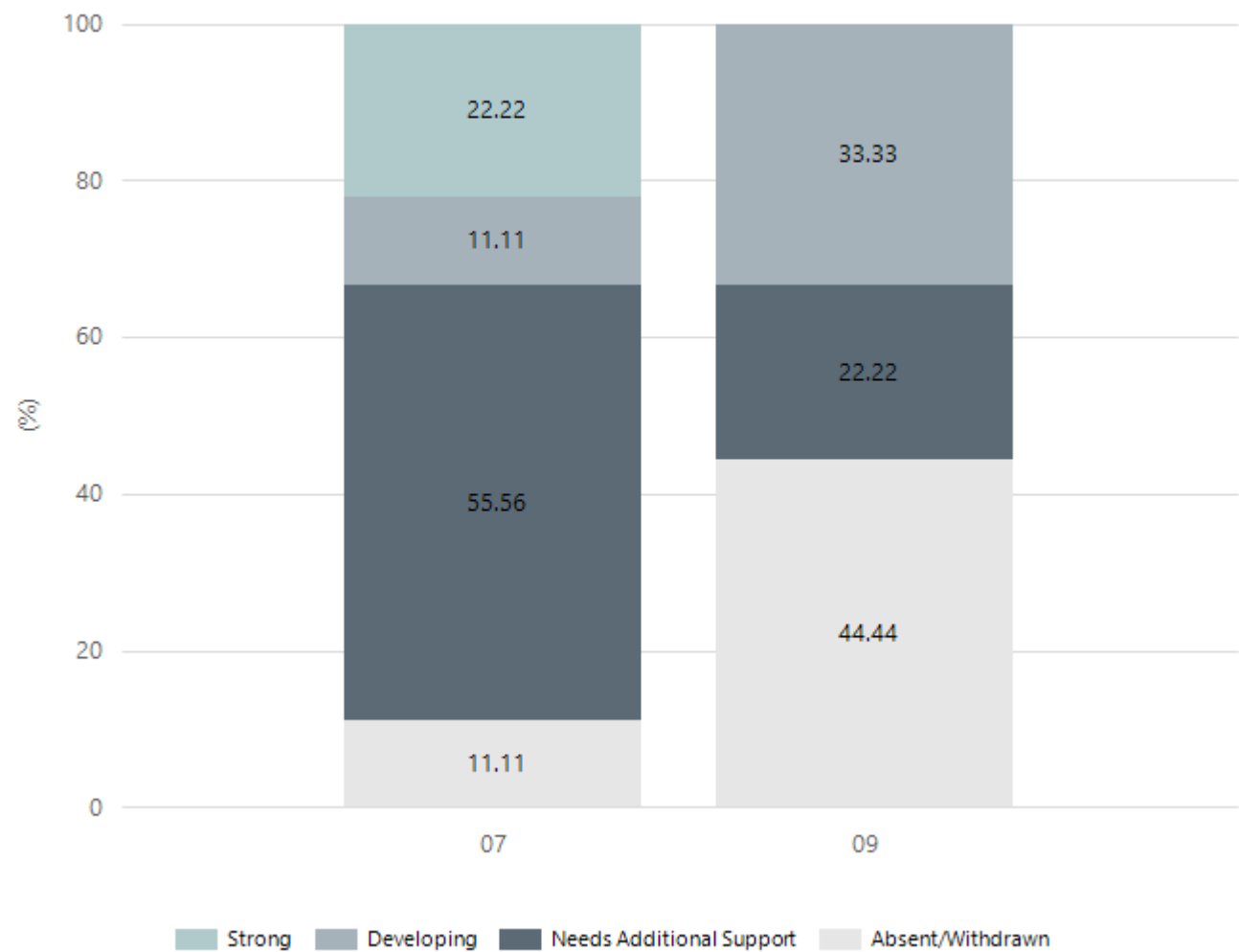


Year Level	07	09
Exceeding	7	3
Strong	16	33
Developing	11	8
Needs Additional Support	7	10
Absent/Withdrawn	6	11
Total	47	65

Data Source: Department for Education Assessment Data Holdings, 2024. If there are less than 6 students who sat NAPLAN in a school, no information will be shown. If a year level has less than 6 students, that year level will not be shown in NAPLAN results.

NAPLAN Proficiency - Aboriginal Learners

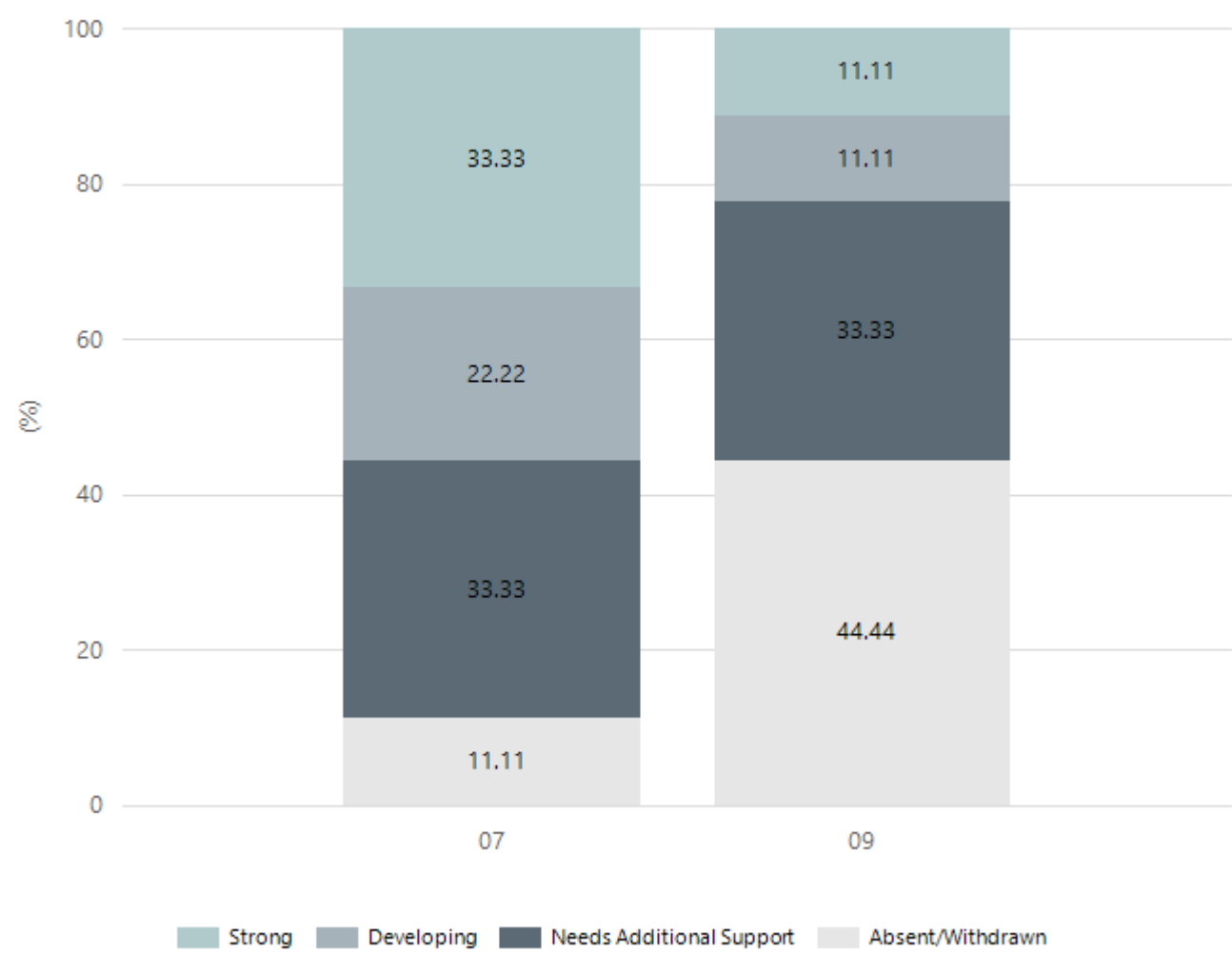
Numeracy



Year Level	07	09
Strong	2	
Developing	1	3
Needs Additional Support	5	2
Absent/Withdrawn	1	4
Total	9	9

Data Source: Department for Education Assessment Data Holdings, 2024. If there are less than 6 students who sat NAPLAN in a school, no information will be shown. If a year level has less than 6 students, that year level will not be shown in NAPLAN results. Only data for Aboriginal learners is displayed.

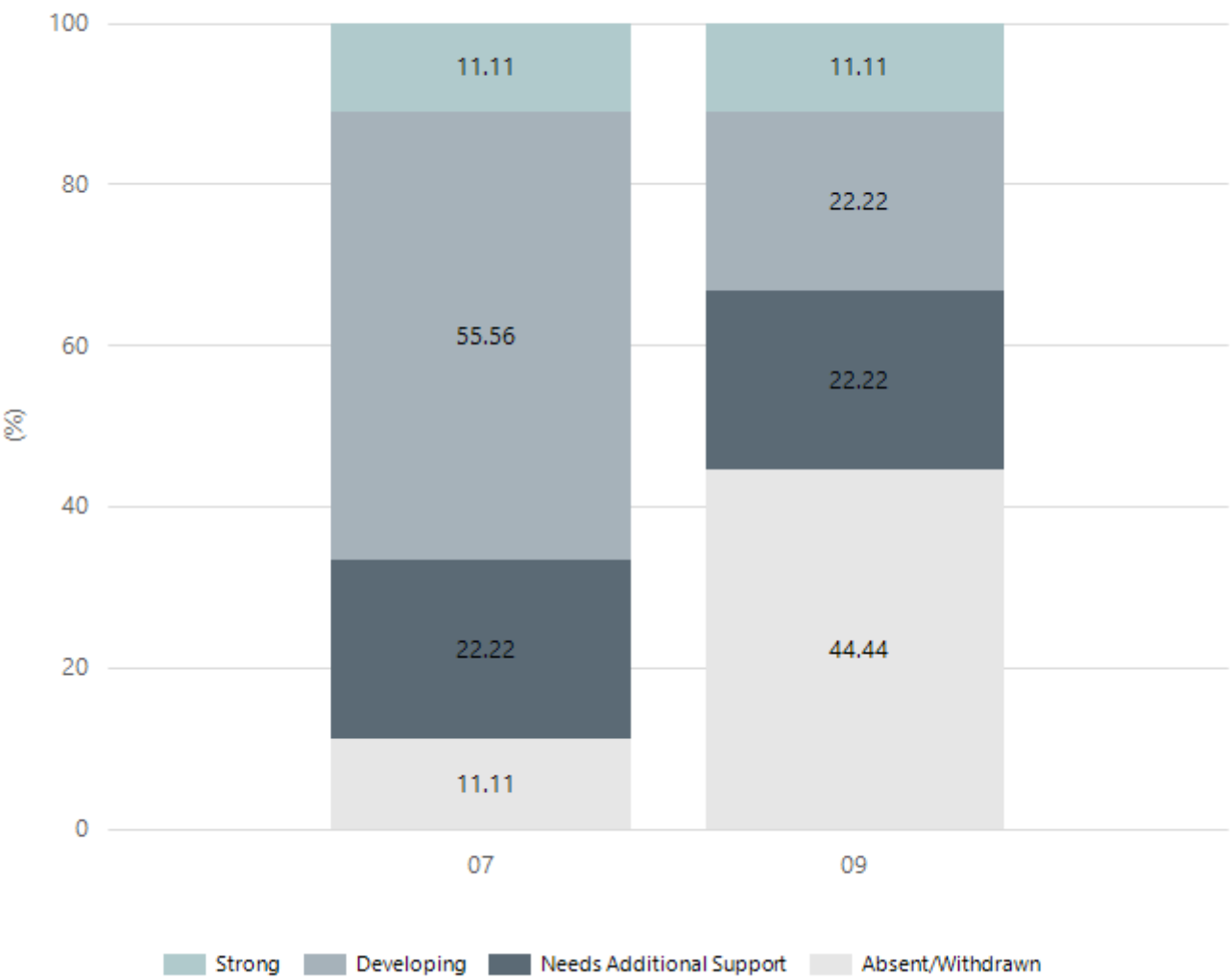
Reading



Year Level	07	09
Strong	3	1
Developing	2	1
Needs Additional Support	3	3
Absent/Withdrawn	1	4
Total	9	9

Data Source: Department for Education Assessment Data Holdings, 2024. If there are less than 6 students who sat NAPLAN in a school, no information will be shown. If a year level has less than 6 students, that year level will not be shown in NAPLAN results. Only data for Aboriginal learners is displayed.

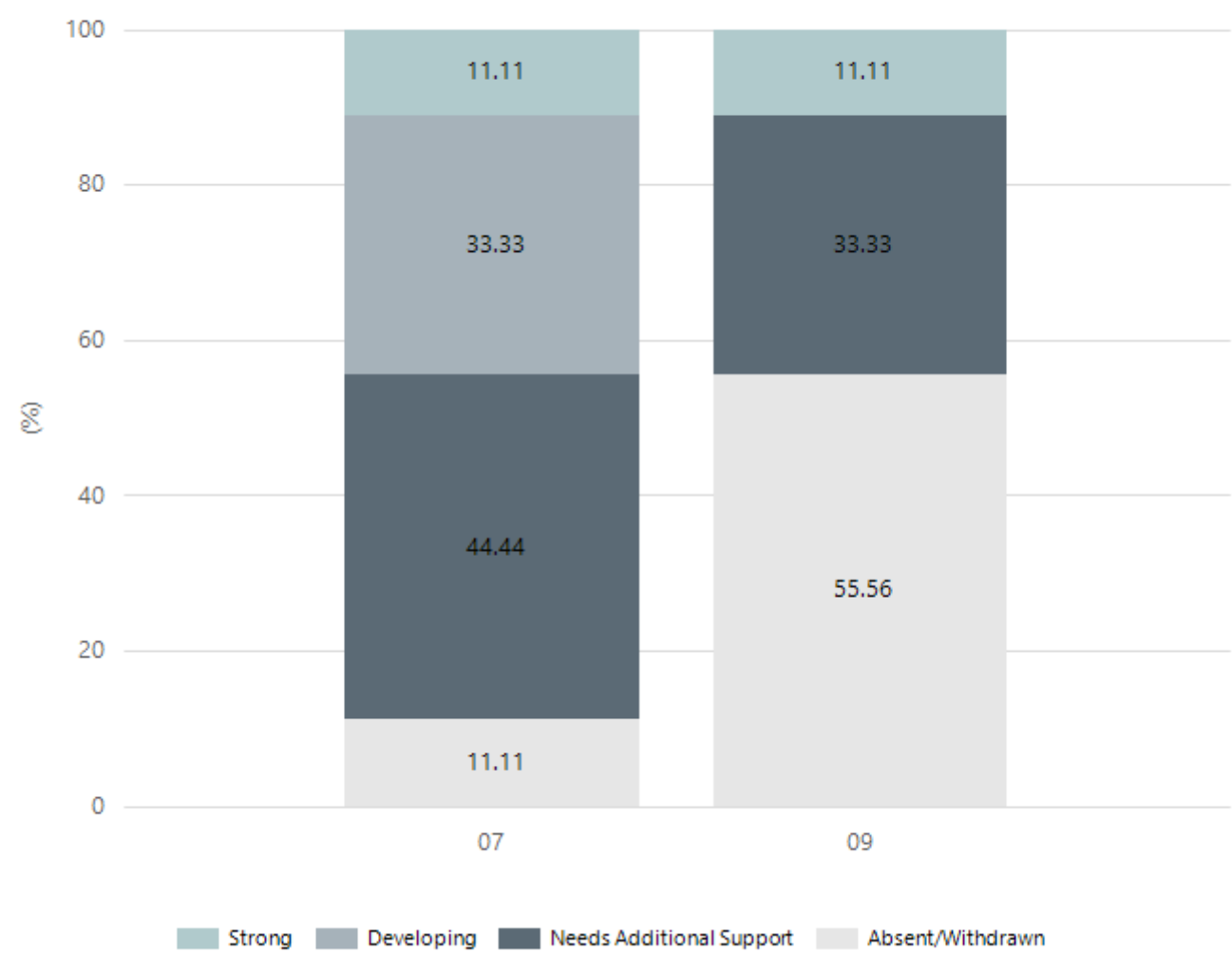
Writing



Year Level	07	09
Strong	1	1
Developing	5	2
Needs Additional Support	2	2
Absent/Withdrawn	1	4
Total	9	9

Data Source: Department for Education Assessment Data Holdings, 2024. If there are less than 6 students who sat NAPLAN in a school, no information will be shown. If a year level has less than 6 students, that year level will not be shown in NAPLAN results. Only data for Aboriginal learners is displayed.

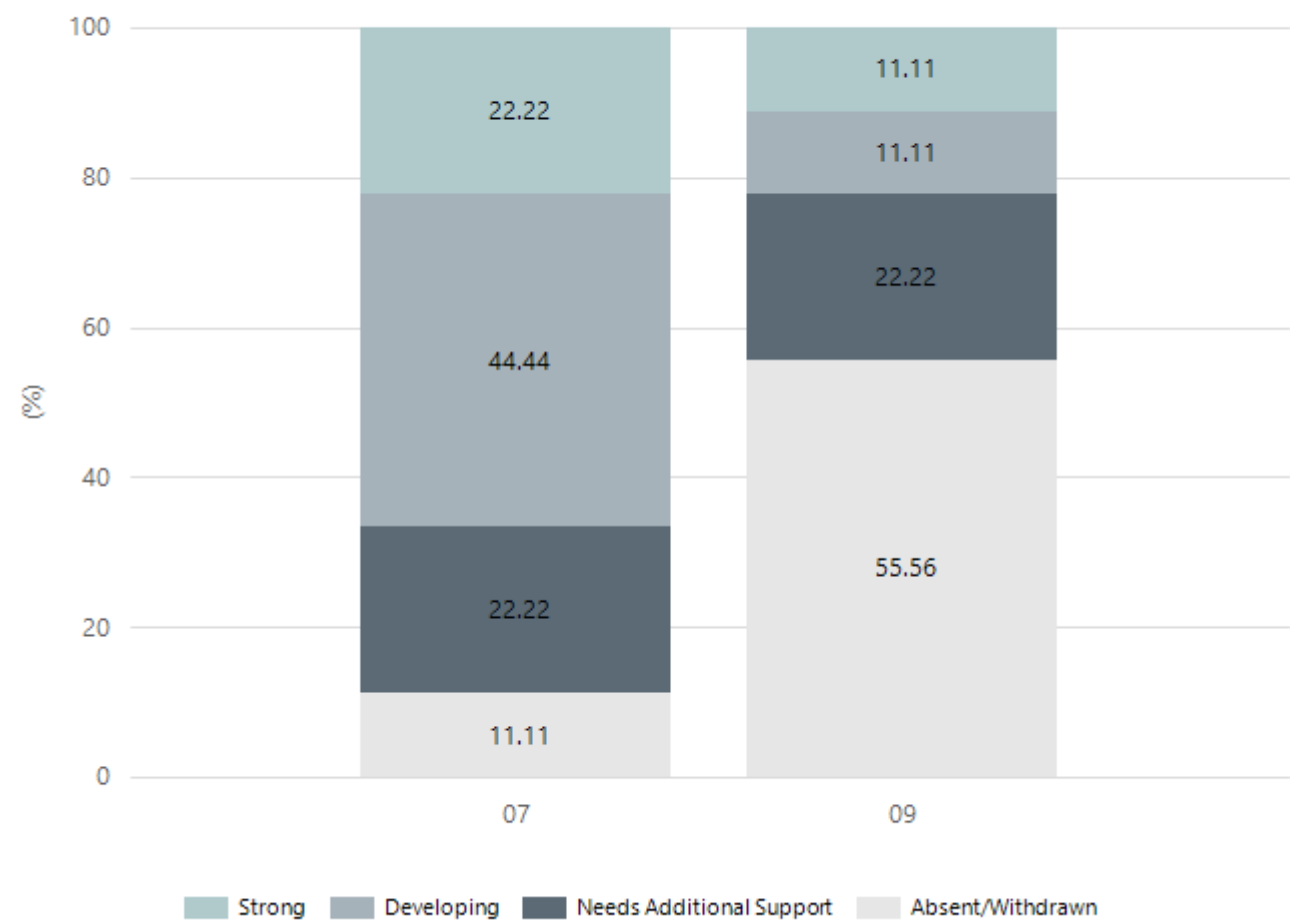
Grammar



Year Level	07	09
Strong	1	1
Developing	3	
Needs Additional Support	4	3
Absent/Withdrawn	1	5
Total	9	9

Data Source: Department for Education Assessment Data Holdings, 2024. If there are less than 6 students who sat NAPLAN in a school, no information will be shown. If a year level has less than 6 students, that year level will not be shown in NAPLAN results. Only data for Aboriginal learners is displayed.

Spelling



Year Level	07	09
Strong	2	1
Developing	4	1
Needs Additional Support	2	2
Absent/Withdrawn	1	5
Total	9	9

Data Source: Department for Education Assessment Data Holdings, 2024. If there are less than 6 students who sat NAPLAN in a school, no information will be shown. If a year level has less than 6 students, that year level will not be shown in NAPLAN results. Only data for Aboriginal learners is displayed.

South Australian Certificate of Education - SACE

SACE Stage 2 Grades - Percentage of grades that are C- or above for attempted SACE subjects (SEA)

2021	2022	2023	2024
96%	95%	96%	98%

Data Source: SACE School Data Reports, as of February 2024 for 2021-2023. 2024 SACE results are School supplied data. When there are less than six students, no data is supplied. Due to rounding of percentages, total results may not add up to 100%.

SACE Stage 2 Grade Distribution

Grade	2021	2022	2023	2024
A+	1%	3%	3%	2%
A	5%	7%	8%	7%
A-	14%	12%	16%	9%
B+	5%	8%	14%	11%
B	15%	14%	13%	12%
B-	19%	21%	19%	19%
C+	22%	12%	9%	20%
C	11%	15%	8%	14%
C-	5%	2%	5%	4%
D+	2%	2%	3%	2%
D	1%	1%		0
D-		1%	1%	0
E+	1%			0
E		1%		0

Data Source: SACE School Data Reports, as of February 2024 for 2021-2023. 2024 SACE results are School supplied data. When there are less than six students, no data is supplied. Due to rounding of percentages, total results may not add up to 100%.

SACE Completion - Percentage of completers out of those students who had the potential to complete their SACE in October that year

2021	2022	2023	2024
100%	100%	100%	98%

Data Source: SACE School Data Reports, as of February 2024 for 2021-2023. 2024 SACE results are School supplied data. When there are less than six students, no data is supplied. Due to rounding of percentages, total results may not add up to 100%.

Year 12 Students undertaking Vocational or Trade Training (VET)

	2022	2023	2024
Percentage of Year 12 students undertaking Vocational Training or Trade Training	21%	21%	44%
Percentage of Year 12 students attaining a Year 12 certificate or equivalent VET qualification	17%	8%	27%

Data Source: School supplied data

School Attendance

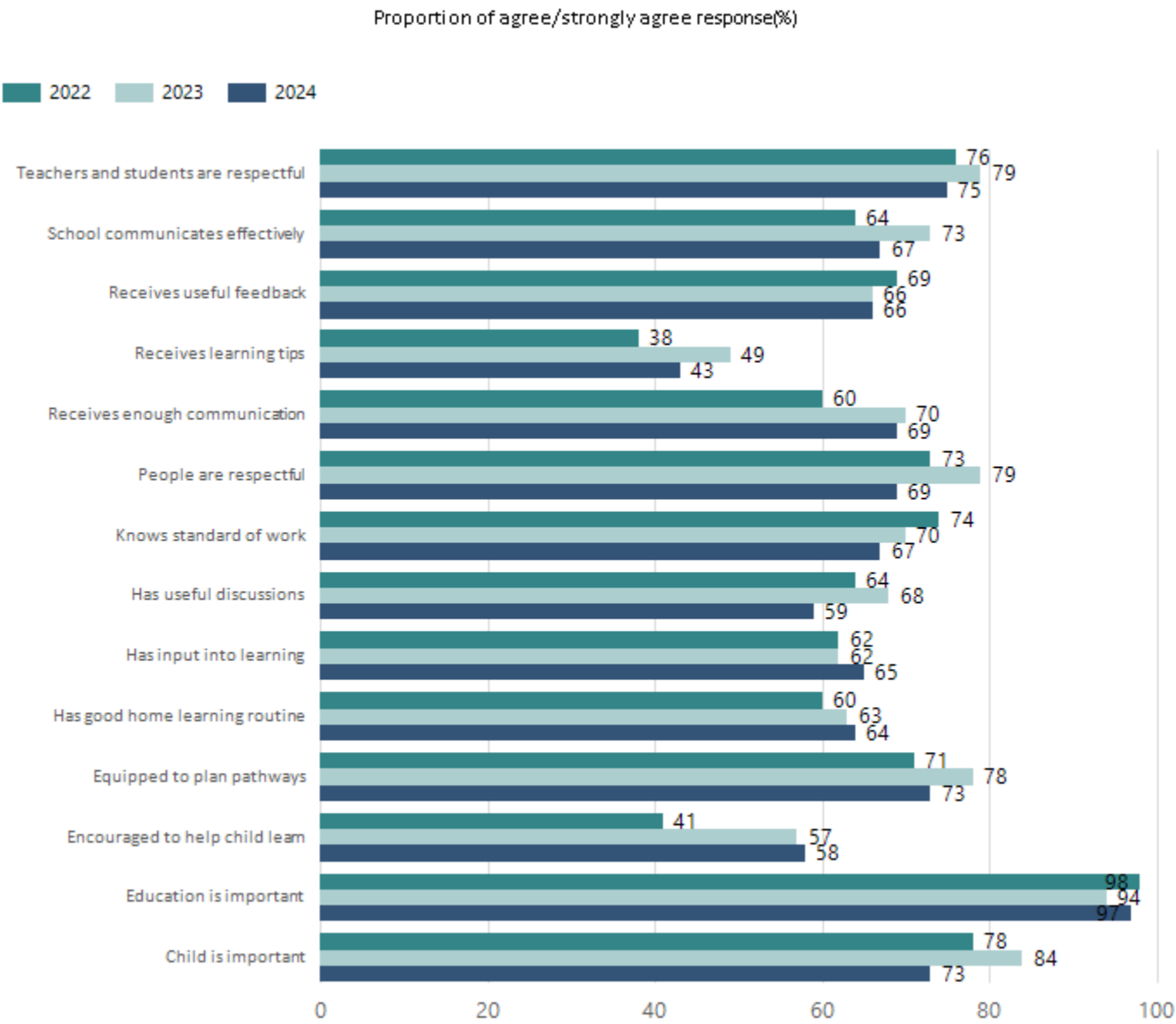
Year Level	2022	2023	2024
Year 07	82.4%	73.2%	80.2%
Year 08	81.0%	78.7%	72.8%
Year 09	79.0%	70.1%	77.6%
Year 10	79.2%	79.7%	79.5%
Year 11	76.5%	75.2%	85.4%
Year 12	86.6%	84.3%	77.3%
Secondary Other	88.0%	92.7%	83.3%
Total	80.7%	77.2%	79.7%

Data Source: Department for Education Attendance Data, Semester 1 Report 2024. A blank cell indicates there we no students enrolled. 'Primary Other' includes students enrolled in specialised education options. 'Secondary Other' includes students who have already spent a year at Year 12 and elected to undertake further study at Year 12.

Attendance Comment

In South Australia, all children and young people must be in school from 6 years to 16 years old. They must attend a government or non-government school full time. From age 16 to 17 however, young people must attend school or an approved learning program (such as an apprenticeship, traineeship, accredited course or university). Schools and parents must encourage and support students to come to school every day. Parents and caregivers must make sure their child is enrolled in a school, and attends school all day and everyday it is open, unless a child is sick or has an approved exemption. Teachers and leaders actively follow up when a student misses school, including recording all absences and non-attendance. All schools in South Australia have local attendance procedures governed under the Education and Children's Services Regulations 2020.

School Parent Opinion Survey Results



Data Source: 2024 Department for Education Parent Opinions Survey, Term 3 2024.

Intended Destination

Leave Reason	Number	%
NG - ATTENDING NON-GOV SCHOOL IN SA	5	12.0%
OV - LEFT SA FOR OVERSEAS	15	35.0%
PE - PAID EMPLOYMENT IN SA	4	9.0%
SM - SEEKING EMPLOYMENT IN SA	5	12.0%
TG - TRANSFERRED TO SA GOVERNMENT SCHOOL	13	30.0%

Data Source: Department for Education Destination Data Report, 2024. Data extract term 3 2024. Data shows recorded destinations for students that left the school in the previous year. Data is uploaded by schools in term 3 and may not reflect final or total figures at time of report creation.

Highest Qualifications held by the teaching workforce and workforce composition

All teachers at this school are qualified and registered with the SA Teachers Registration Board.

Qualification Level	Number of Qualifications
Bachelor's degrees or Diplomas	26
Postgraduate Qualifications	19

Data Source: Data extracted from Mandatory Workforce Information Collections as on the last pay date of June 2024. As self-reported by staff in the system.

Please note: Data includes staff who are Actively employed and on extended paid leave. Please note only the highest qualification of the Teaching staff is reported. Excludes any number of other certifications earned.

Workforce composition including indigenous staff

	Teaching Staff		Non-Teaching Staff	
	Indigenous	Non-Indigenous	Indigenous	Non-Indigenous
Full-Time Equivalents	1.8	40.5	0.8	31.6
Persons	2.0	44.0	1.0	38.0

Data Source: Data extracted from Mandatory Workforce Information Collection as on the last pay date of June 2024.

Please note: Data includes staff who are actively employed and on extended paid leave. "Indigenous category" is self-reported by staff in the system.

Financial Statement

Funding Source	Amount
Grants: State	11,178,290
Grants: Commonwealth	10,750
Parent Contributions	161,070
Fund Raising	3,324
Other	172,050

Data Source: School supplied data.