

2024 annual report to the Community

Compton Primary School

Compton Primary School number: 724

Partnership: Blue Lake



School principal:

Rebecca Keeley

R Keeley

Date of endorsement:

23/05/2025



Government
of South Australia
Department for Education

Context Statement

Compton Primary School caters for students from R-6. At the time of this report, the enrolment in 2024 is 83. Compton Primary School is classified as Category 5 on the Department for Education Index of Educational Disadvantage. At the time of this report, the school population includes 1% Aboriginal students, 5% students with disabilities, 2% children/young people in care. Further information about the school is available on the school's website (including its context statement), as well as the My School website.

Data Source: Department for Education data holdings from Mid census captured in AUGUST 2024.

Governing Council Report

2024 saw a number of changes to roles and responsibilities within the Compton Governing Council; with the treasurer completing her time at the school and the chair unexpectedly stepping down in Term One.

As a result, I was voted in to take over as the chair, with this being my first year as Chair and third year on the council. 2024 saw the school community lose one of the key members of the Compton Primary School staff; Mrs Shirley Roulstone passed away from illness leaving a large hole in the hearts of all who attending the school and had the pleasure of working with and knowing her. As a way to pay tribute to all she had provided the school, the Governing council created a remembrance award which was given to two students (one upper and one lower primary) who demonstrated kindness to others. We agreed to have this continue as a yearly award.

The school commenced taking midyear intakes into Reception as per the changes to the school system, this saw a number of students commence reception in term 3 of 2024; the R/1s adapted well to the changes and welcoming of the new students.

The Fundraising committee took on a new challenge in 2024 hosting a quiz night at the RSL, the event was extremely successful costing little of the council and raising \$1,100 for the committee. Other fundraisers included a schnitzel drive, OK Pie Shop lunches, Casual Day, Purple Day (proceeds go towards charity), school stalls for mother and father's day (organised and run by the student leadership group).

2024 commenced Breakfast Club with volunteers attending in the morning to cook toast and provide breakfast to students, this quickly became a popular activity for students. The council agreed to purchase a new toaster and items of food were donated from local charities.

Compton continued to offer opportunities to the students to participate in including T-Ball, basketball, Questacon incursion, District Sports Day, Cross Country, the Premier's Reading Challenge, attending productions, Anzac day and Remembrance Day.

The council also created a Disney Christmas Float, a number of students and parents got involved and helped the school to win the prize for out-of-town floats and receive a \$250 award from the Mount Gambier Council.

The fundraising committee held an end of school event - Colour Run day and pizza lunch for the students (paid for by the council). This was a successful day with students participating and enjoying their time in the sun!! Further to this, a whole school disco was hosted by the council and held at the Compton Hall, children were provided with glow sticks, fruit boxes and a snack at the 'locked in' event. This went off without a hitch and was highly popular for the students.

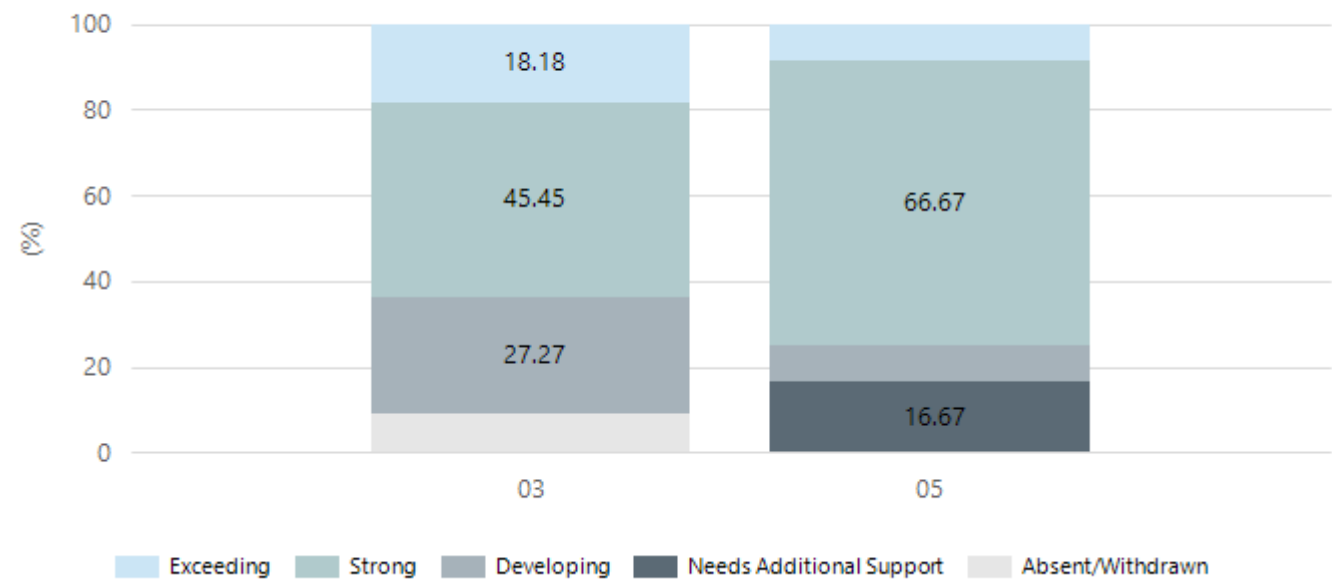
Overall, it's been a wonderful year for all involved and we can't wait to see what 2025 brings.

Performance Summary

NAPLAN Proficiency

In 2023 the Australian Curriculum, Assessment and Reporting Authority (ACARA) - a Commonwealth Independent statutory authority - announced changes to NAPLAN performance reporting. The new approach replaces the previous numerical NAPLAN bands and the national minimum standard.

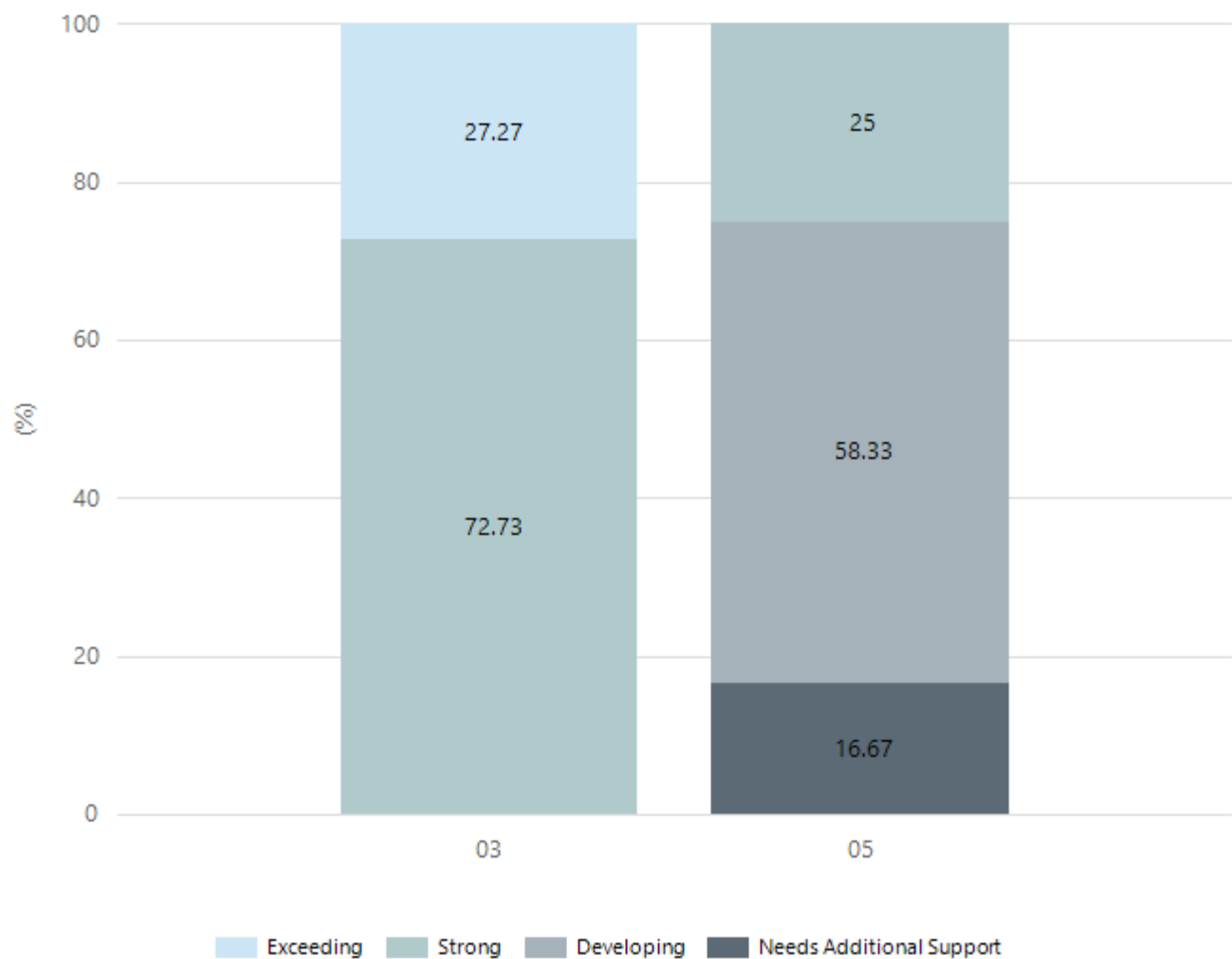
Numeracy



Year Level	03	05
Exceeding	2	1
Strong	5	8
Developing	3	1
Needs Additional Support		2
Absent/Withdrawn	1	
Total	11	12

Data Source: Department for Education Assessment Data Holdings, 2024. If there are less than 6 students who sat NAPLAN in a school, no information will be shown. If a year level has less than 6 students, that year level will not be shown in NAPLAN results.

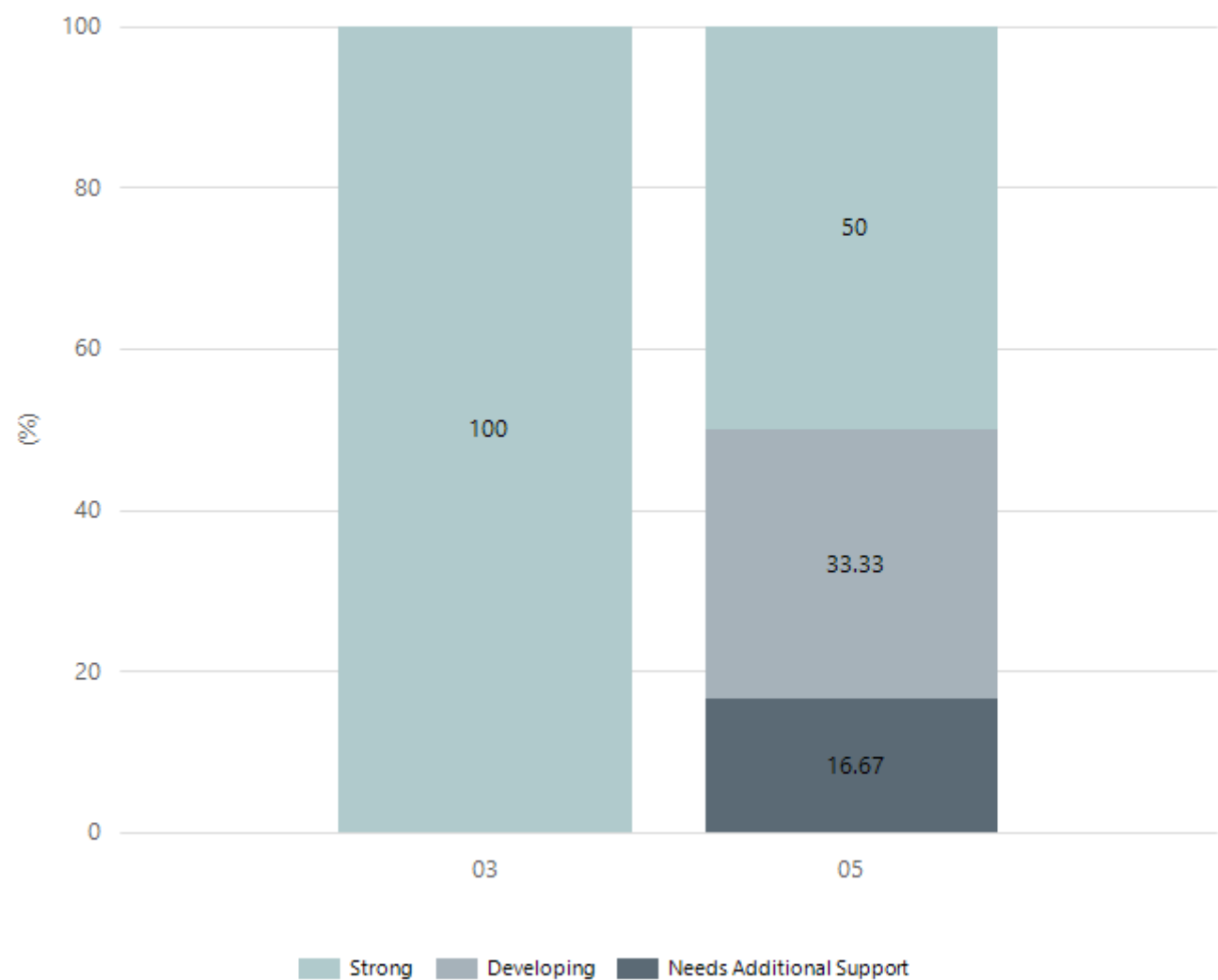
Reading



Year Level	03	05
Exceeding	3	
Strong	8	3
Developing		7
Needs Additional Support		2
Total	11	12

Data Source: Department for Education Assessment Data Holdings, 2024. If there are less than 6 students who sat NAPLAN in a school, no information will be shown. If a year level has less than 6 students, that year level will not be shown in NAPLAN results.

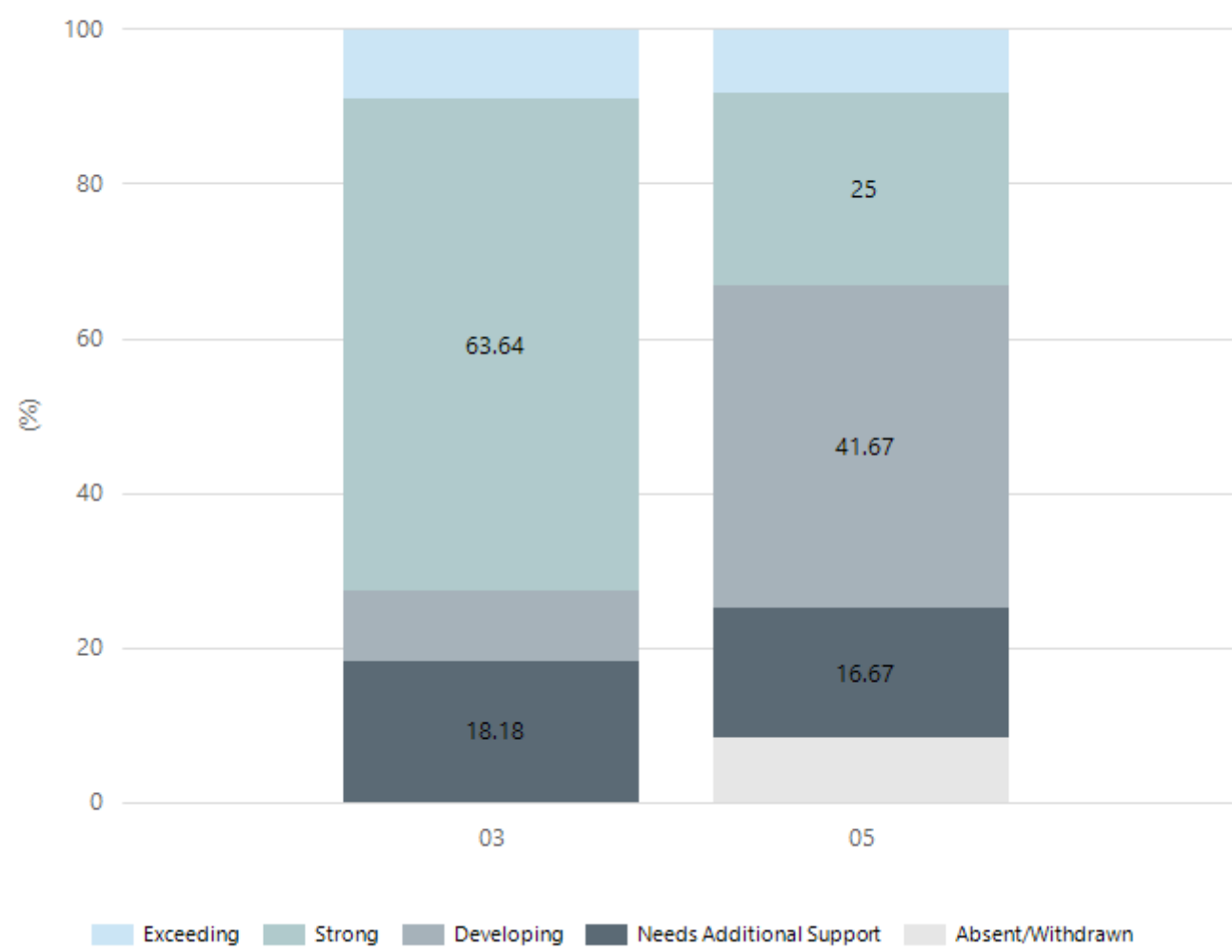
Writing



Year Level	03	05
Strong	11	6
Developing		4
Needs Additional Support		2
Total	11	12

Data Source: Department for Education Assessment Data Holdings, 2024. If there are less than 6 students who sat NAPLAN in a school, no information will be shown. If a year level has less than 6 students, that year level will not be shown in NAPLAN results.

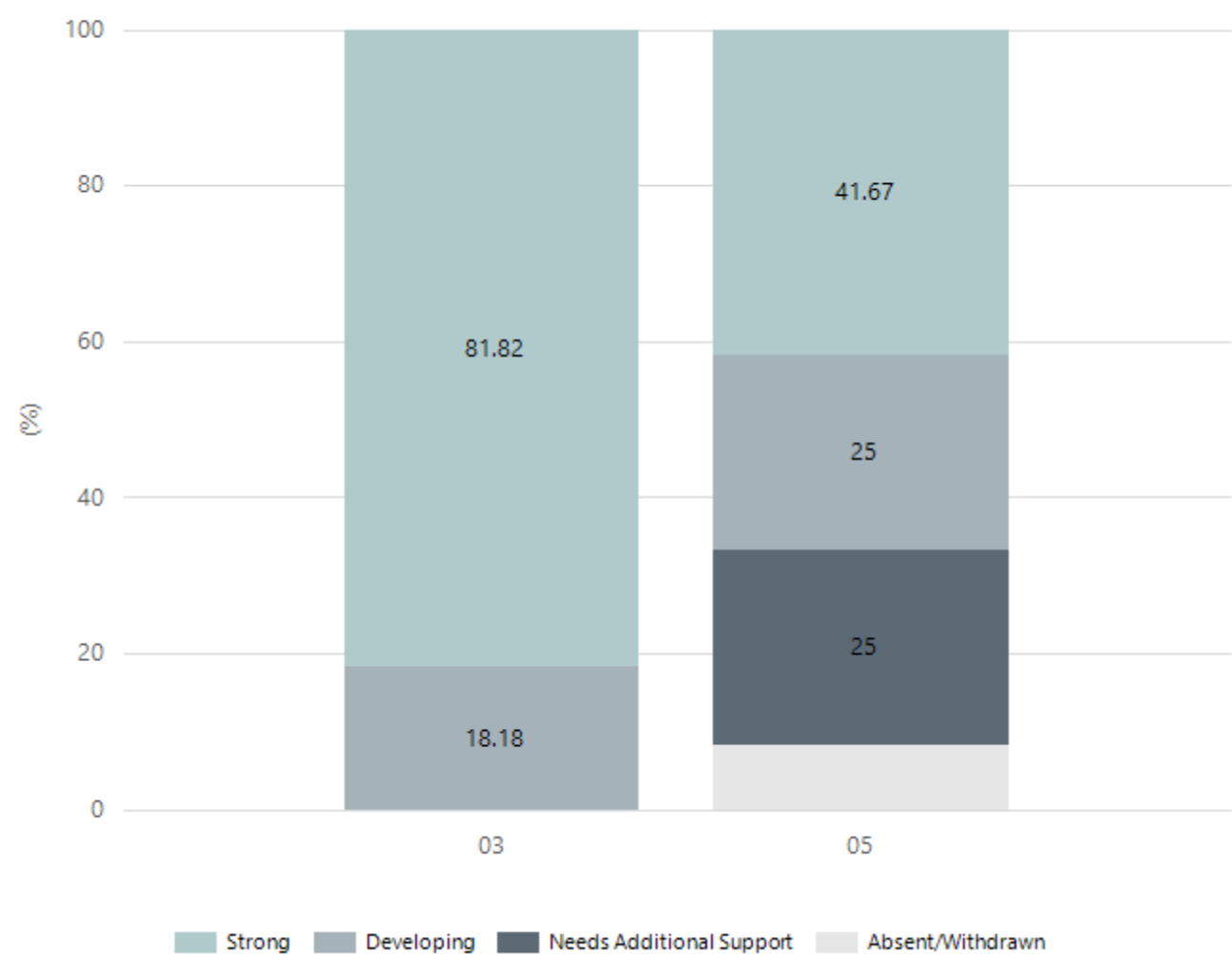
Grammar



Year Level	03	05
Exceeding	1	1
Strong	7	3
Developing	1	5
Needs Additional Support	2	2
Absent/Withdrawn		1
Total	11	12

Data Source: Department for Education Assessment Data Holdings, 2024. If there are less than 6 students who sat NAPLAN in a school, no information will be shown. If a year level has less than 6 students, that year level will not be shown in NAPLAN results.

Spelling



Year Level	03	05
Strong	9	5
Developing	2	3
Needs Additional Support		3
Absent/Withdrawn		1
Total	11	12

Data Source: Department for Education Assessment Data Holdings, 2024. If there are less than 6 students who sat NAPLAN in a school, no information will be shown. If a year level has less than 6 students, that year level will not be shown in NAPLAN results.

School Attendance

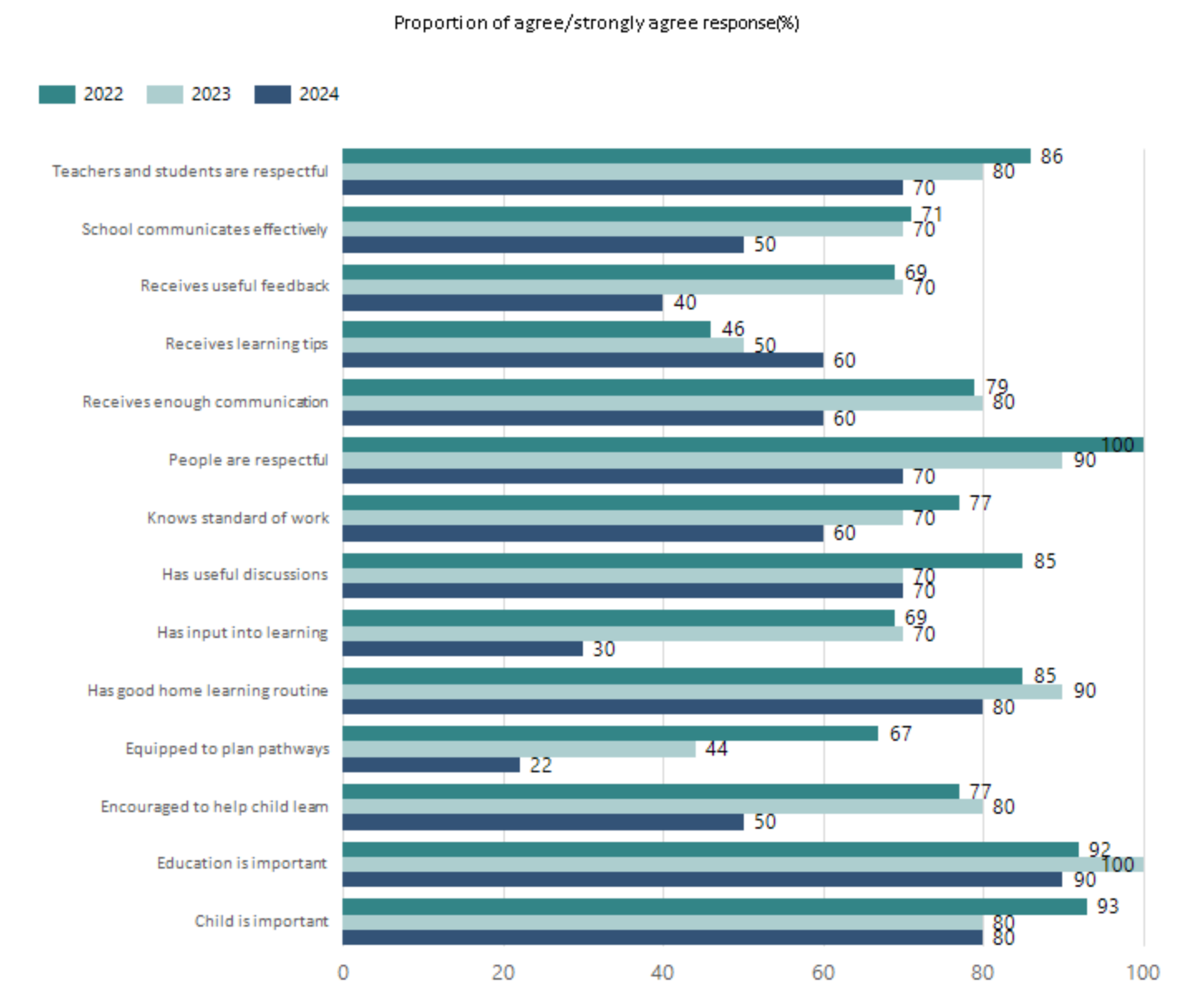
Year Level	2022	2023	2024
Reception	88.4%	90.0%	87.6%
Year 01	89.8%	86.0%	88.6%
Year 02	91.7%	91.3%	87.8%
Year 03	88.0%	92.8%	89.4%
Year 04	89.5%	90.1%	92.6%
Year 05	80.3%	88.6%	89.9%
Year 06	84.1%	90.1%	87.4%
Total	87.5%	90.1%	89.3%

Data Source: Department for Education Attendance Data, Semester 1 Report 2024. A blank cell indicates there we no students enrolled. 'Primary Other' includes students enrolled in specialised education options. 'Secondary Other' includes students who have already spent a year at Year 12 and elected to undertake further study at Year 12.

Attendance Comment

In South Australia, all children and young people must be in school from 6 years to 16 years old. They must attend a government or non-government school full time. From age 16 to 17 however, young people must attend school or an approved learning program (such as an apprenticeship, traineeship, accredited course or university). Schools and parents must encourage and support students to come to school every day. Parents and caregivers must make sure their child is enrolled in a school, and attends school all day and everyday it is open, unless a child is sick or has an approved exemption. Teachers and leaders actively follow up when a student misses school, including recording all absences and non-attendance. All schools in South Australia have local attendance procedures governed under the Education and Children's Services Regulations 2020.

School Parent Opinion Survey Results



Data Source: 2024 Department for Education Parent Opinions Survey, Term 3 2024.

Intended Destination

Leave Reason	Number	%
EX - EXEMPTION	3	27.0%
IS - INTERSTATE	1	9.0%
NG - ATTENDING NON-GOV SCHOOL IN SA	1	9.0%
TG - TRANSFERRED TO SA GOVERNMENT SCHOOL	3	27.0%
U - UNKNOWN	3	27.0%

Data Source: Department for Education Destination Data Report, 2024. Data extract term 3 2024. Data shows recorded destinations for students that left the school in the previous year. Data is uploaded by schools in term 3 and may not reflect final or total figures at time of report creation.

Highest Qualifications held by the teaching workforce and workforce composition

All teachers at this school are qualified and registered with the SA Teachers Registration Board.

Qualification Level	Number of Qualifications
Bachelor's degrees or Diplomas	6
Postgraduate Qualifications	1

Data Source: Data extracted from Mandatory Workforce Information Collections as on the last pay date of June 2024. As self-reported by staff in the system.

Please note: Data includes staff who are Actively employed and on extended paid leave. Please note only the highest qualification of the Teaching staff is reported. Excludes any number of other certifications earned.

Workforce composition including indigenous staff

	Teaching Staff		Non-Teaching Staff	
	Indigenous	Non-Indigenous	Indigenous	Non-Indigenous
Full-Time Equivalents	0.0	6.1	0.0	2.8
Persons	0.0	7.0	0.0	5.0

Data Source: Data extracted from Mandatory Workforce Information Collection as on the last pay date of June 2024.

Please note: Data includes staff who are actively employed and on extended paid leave. "Indigenous category" is self-reported by staff in the system.

Financial Statement

Funding Source	Amount
Grants: State	\$1 174 478
Grants: Commonwealth	\$2 250
Parent Contributions	\$32 206
Fund Raising	\$13 535
Other	\$2 273

Data Source: School supplied data.