



2023 annual report to the Community

Colonel Light Gardens Primary School

Colonel Light Gardens Primary School number: 723

Partnership: Mitcham Plains

School principal:

Elizabeth Pelling

Date of endorsement:

09/02/2024



Context Statement

Colonel Light Gardens Primary School caters for students from R-6. At the time of this report, the enrolment in 2023 is 676. Colonel Light Gardens Primary School is classified as Category 7 on the Department for Education Index of Educational Disadvantage. At the time of this report, the school population includes 1% Aboriginal students, 3% students with disabilities, 11% students with English as an additional language or dialect (EALD) funded background, 1% children/young people in care. Further information about the school is available on the school's website (including its context statement), as well as the My School website.

Report to the Annual General Meeting of 2023 Governing Council

Governing council meetings for 2023 started off well with a great team of council members, including a few new faces that brought in some great ideas. I would like to thank the members of the 2023 Governing council, who continued to show up to meetings with enthusiasm and dedication.

I would like to thank Liz and all the staff at CLG for all their hard work towards the students and the school community. We have enjoyed many wonderful events like sports day, spotlight book week and the end of year concert just to mention a few. Last year's governing council members worked hard keeping the open action items to a record low (for my time on council). We created a new facilities/gymnasium subcommittee who have been making incredible progress on what the space will potentially look like and working toward getting the funding required.

It is nice to see lots of volunteers with numbers increasing throughout the year. I want to take the opportunity to thank our magnificent crew of volunteer parents, grandparents and others who contributed their time and energy through volunteering at school.

Our tradition of SRC representation at each governing council meeting, has been a great start to each meeting. Council members have enjoyed listening to each representative and students always show great skill in speaking and answering any questions.

I would lastly like to thank everyone that I have had the opportunity to sit on the governing council with over the last six years. I have decided that it is time for me to finish up and welcome a new face to take over as the governing council chair. I have really enjoyed my time as a council member and hope that those who come next do also.

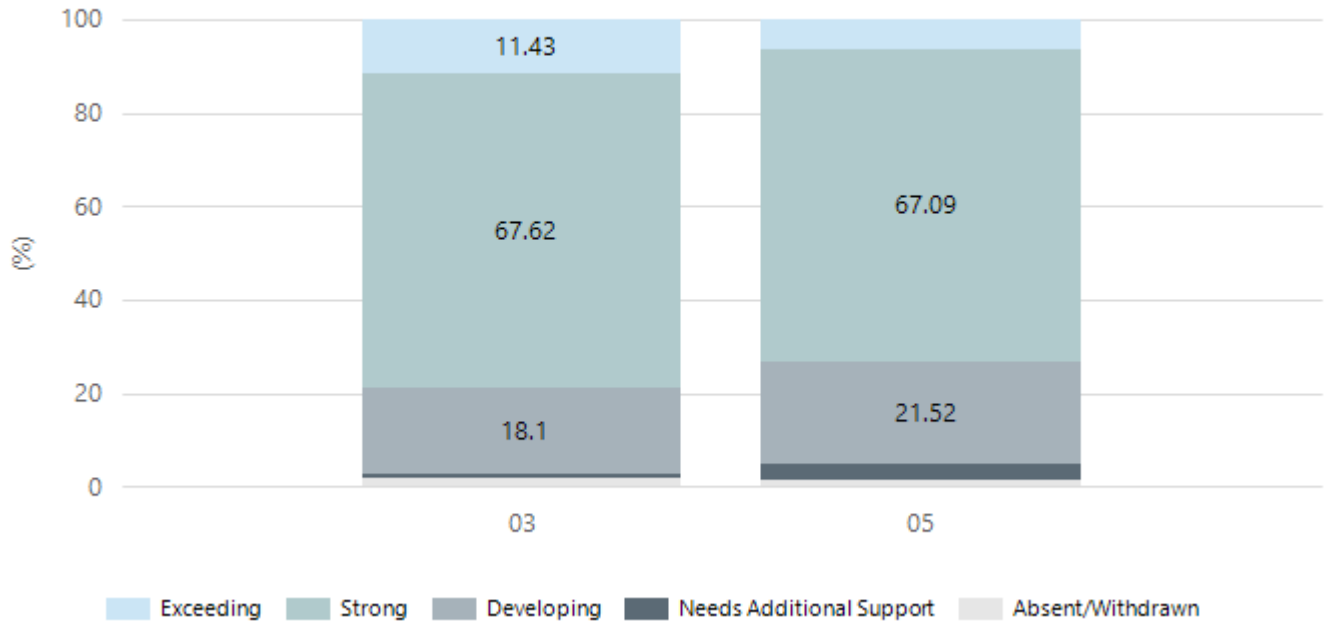
Rhianon Thomas
Governing Council Chair
Colonel Light Gardens Primary School 2023

Performance Summary

NAPLAN Proficiency

In 2023, the Australian Curriculum, Assessment and Reporting Authority (ACARA) - a Commonwealth Independent statutory authority - announced changes to NAPLAN performance reporting. This new way of reporting by ACARA that NAPLAN results from 2023 will not be comparable to previous years. The new approach replaces the previous numerical NAPLAN bands and the national minimum standard.

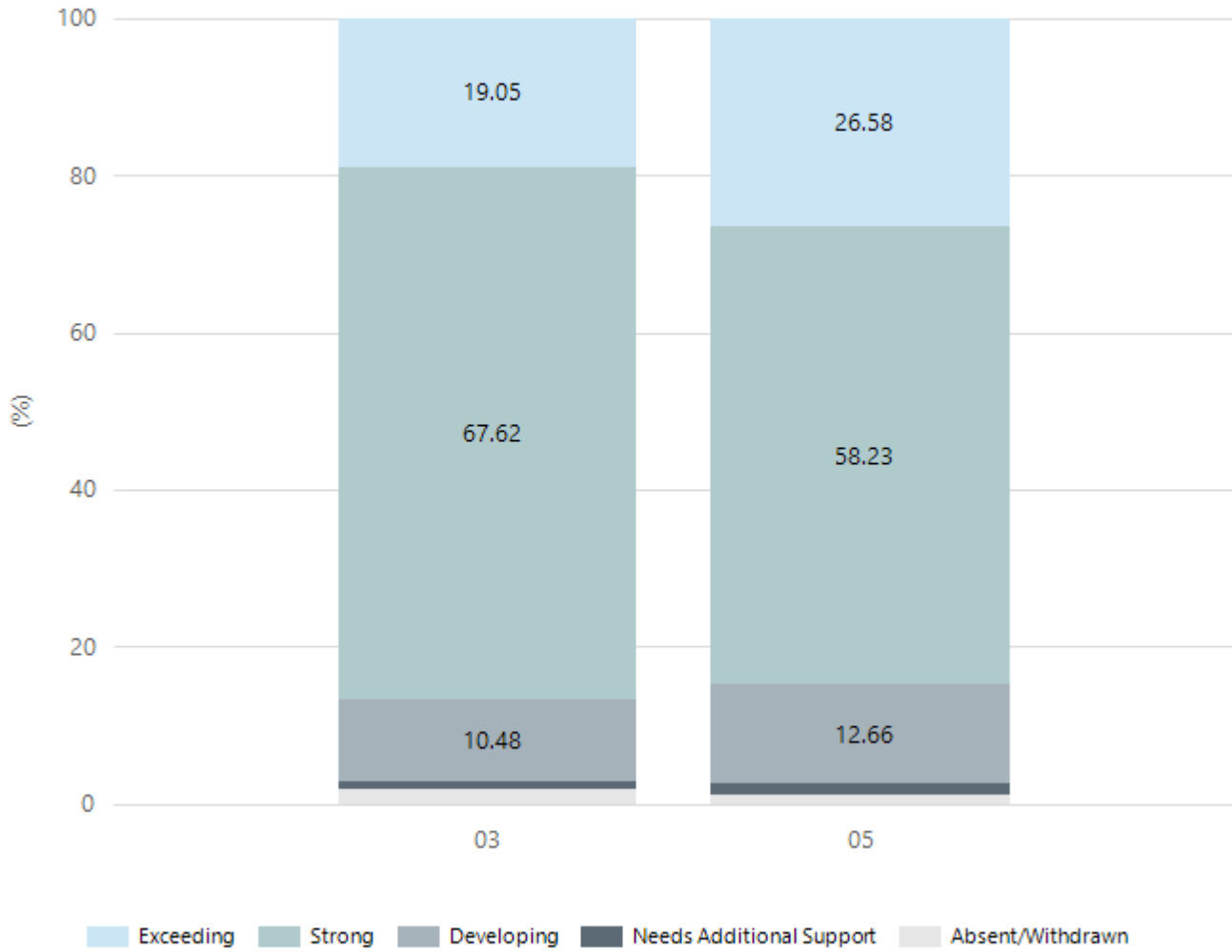
Numeracy



Year Level	03	05
Exceeding	12	5
Strong	71	53
Developing	19	17
Needs Additional Support	1	3
Absent/Withdrawn	2	1
Total	105	79

Data Source: Department for Education Assessment Data Holdings, 2023. When there are less than six students in a cohort, no data is supplied.

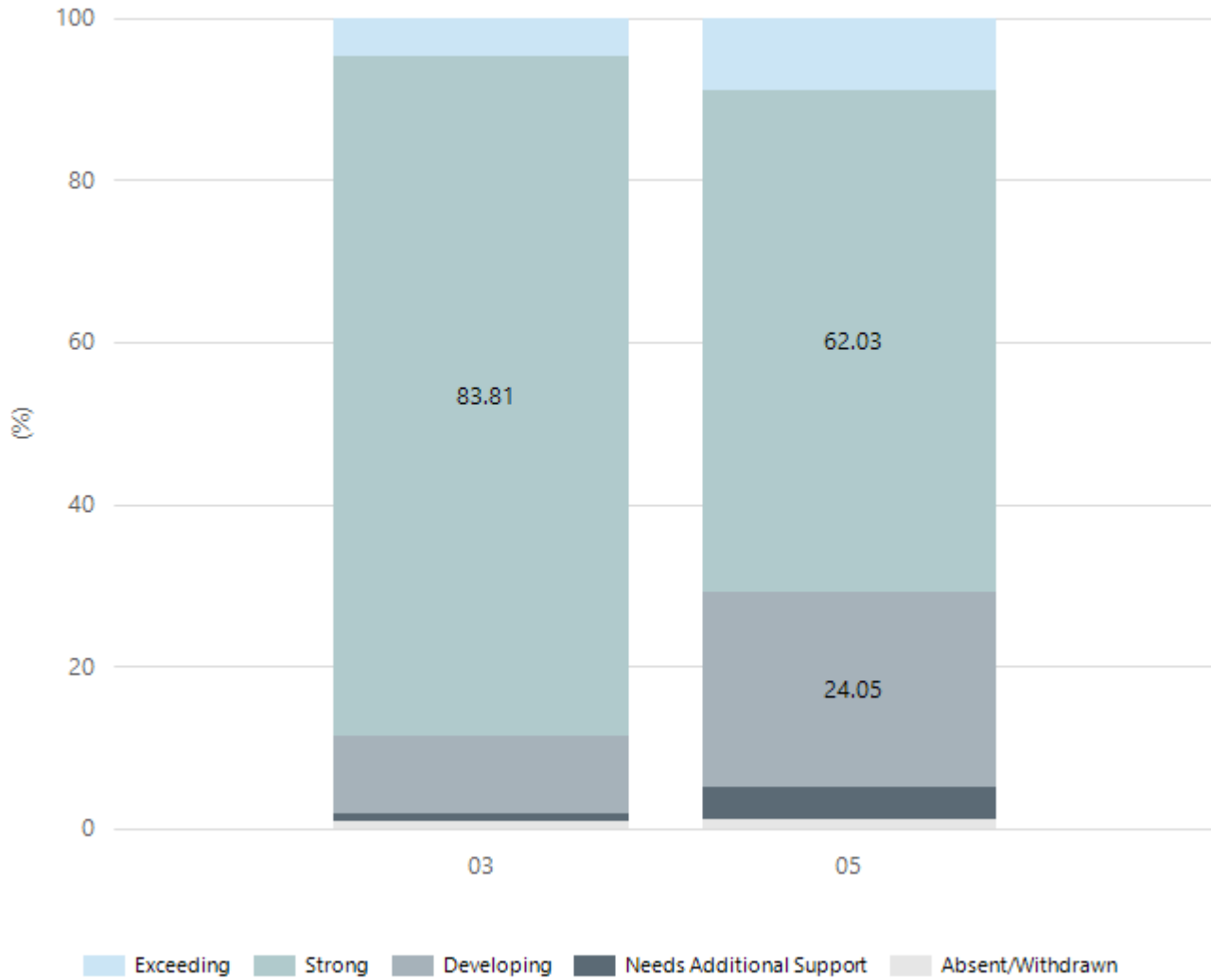
Reading



Year Level	03	05
Exceeding	20	21
Strong	71	46
Developing	11	10
Needs Additional Support	1	1
Absent/Withdrawn	2	1
Total	105	79

Data Source: Department for Education Assessment Data Holdings, 2023. When there are less than six students in a cohort, no data is supplied.

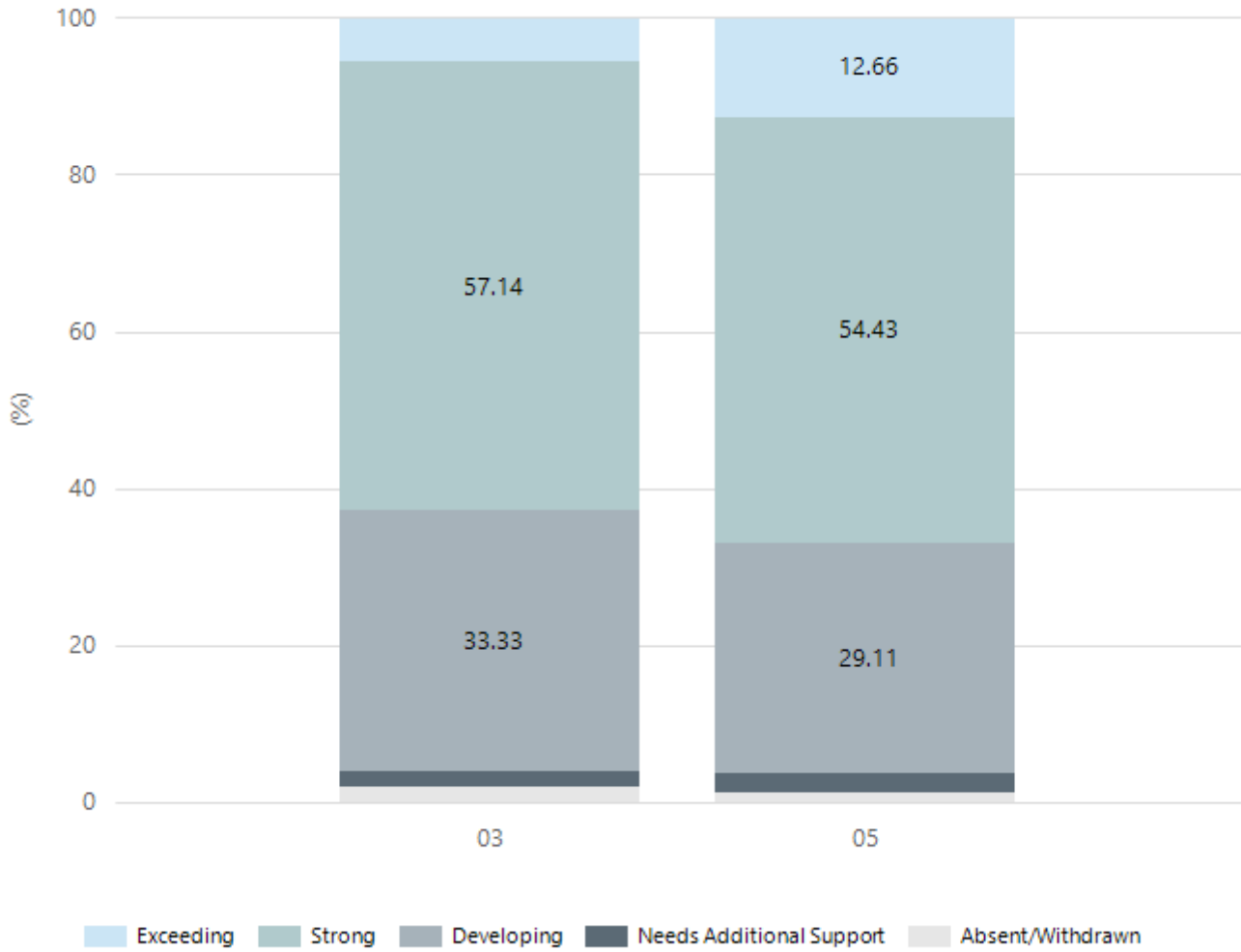
Writing



Year Level	03	05
Exceeding	5	7
Strong	88	49
Developing	10	19
Needs Additional Support	1	3
Absent/Withdrawn	1	1
Total	105	79

Data Source: Department for Education Assessment Data Holdings, 2023. When there are less than six students in a cohort, no data is supplied.

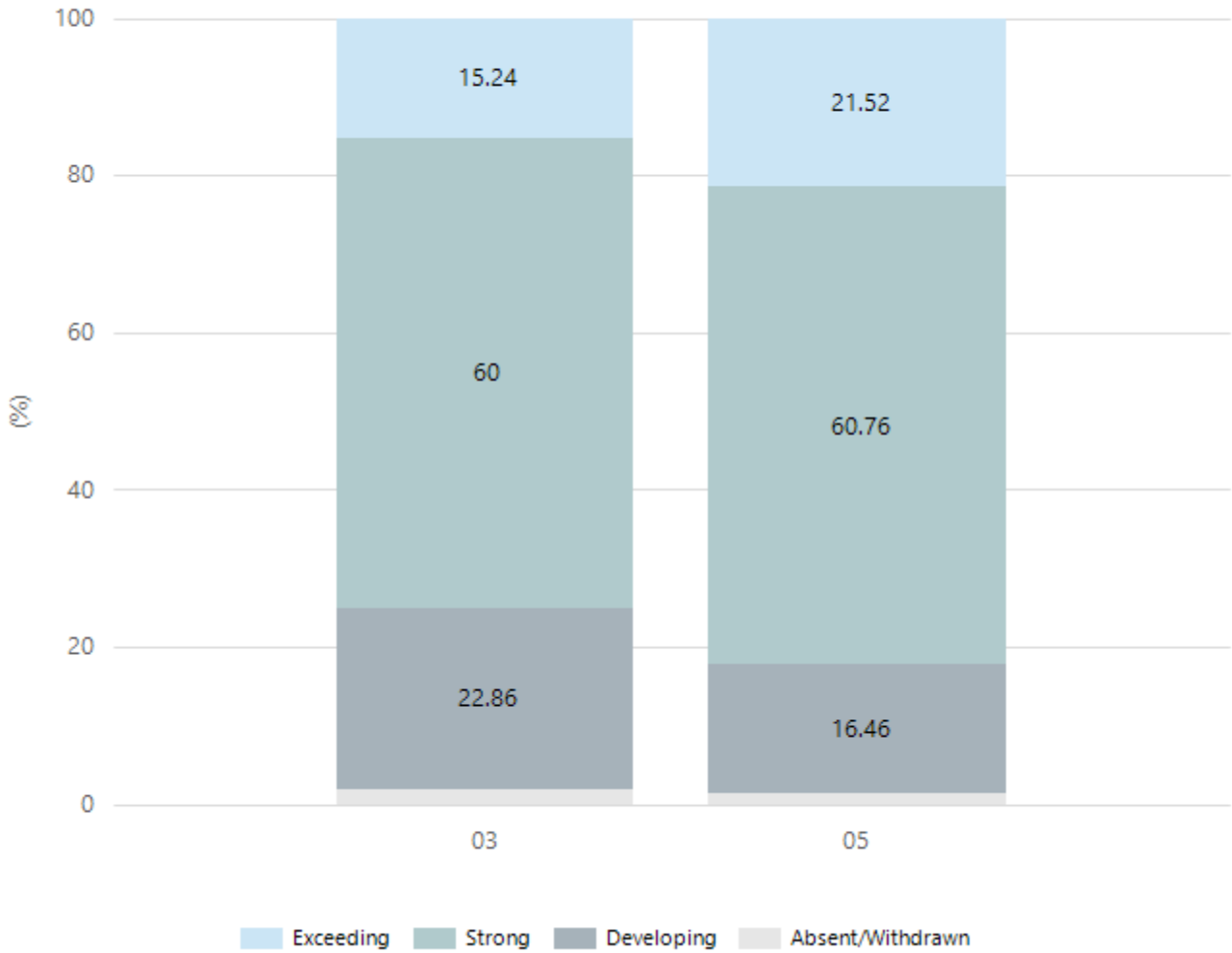
Grammar



Year Level	03	05
Exceeding	6	10
Strong	60	43
Developing	35	23
Needs Additional Support	2	2
Absent/Withdrawn	2	1
Total	105	79

Data Source: Department for Education Assessment Data Holdings, 2023. When there are less than six students in a cohort, no data is supplied.

Spelling



Year Level	03	05
Exceeding	16	17
Strong	63	48
Developing	24	13
Absent/Withdrawn	2	1
Total	105	79

Data Source: Department for Education Assessment Data Holdings, 2023. When there are less than six students in a cohort, no data is supplied.

School Attendance

Year Level	2021	2022	2023
Reception	95.4%	89.2%	92.6%
Year 01	95.6%	89.1%	92.1%
Year 02	94.9%	90.6%	94.0%
Year 03	94.4%	90.1%	92.4%
Year 04	94.9%	89.0%	91.9%
Year 05	93.9%	89.7%	91.3%
Year 06	91.9%	87.7%	91.8%
Year 07	91.9%		
Total	94.1%	89.3%	92.3%

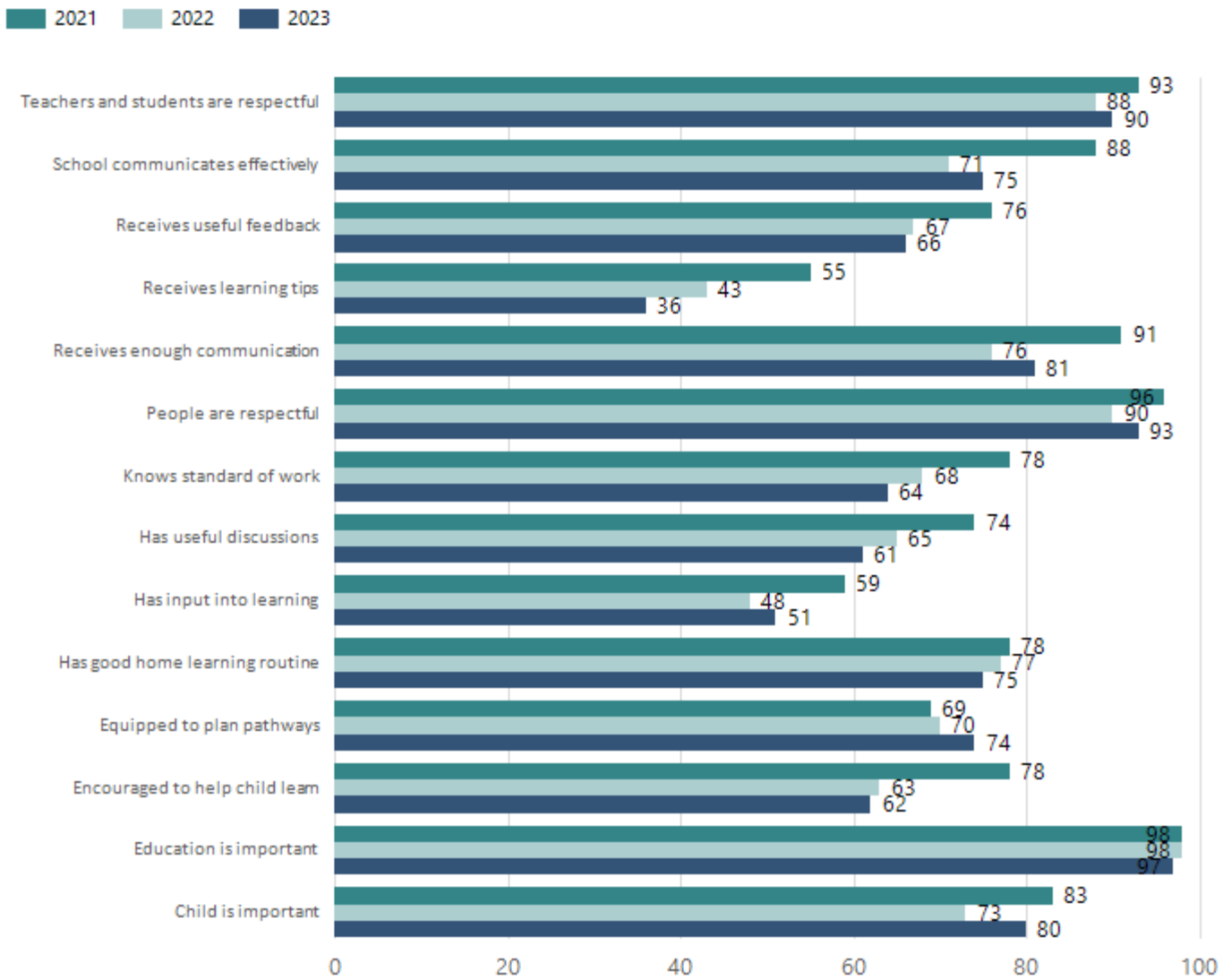
Data Source: Department for Education Attendance Data, Semester 1 Report 2023. A blank cell indicates there we no students enrolled. 'Primary Other' includes students enrolled in specialised education options. 'Secondary Other' includes students who have already spent a year at Year 12 and elected to undertake further study at Year 12.

Attendance Comment

In South Australia, all children and young people must be in school from 6 years to 16 years old. They must attend a government or non-government school full time. From age 16 to 17 however, young people must attend school or an approved learning program (such as an apprenticeship, traineeship, accredited course or university). Schools and parents must encourage and support students to come to school every day. Parents and caregivers must make sure their child is enrolled in a school, and attends school all day and everyday it is open, unless a child is sick or has an approved exemption. Teachers and leaders actively follow up when a student misses school, including recording all absences and non-attendance. All schools in South Australia have local attendance procedures governed under the Education and Children's Services Regulations 2020.

Parent Opinion Survey Results

Proportion of agree/strongly agree response(%)



Data Source: 2023 Department for Education Parent Opinions Survey, Term 3 2023.

Intended Destination

Leave Reason	Number	%
AC - LEFT SA FOR ACT	1	8.0%
NG - ATTENDING NON-GOV SCHOOL IN SA	8	67.0%
QL - LEFT SA FOR QLD	1	8.0%
TG - TRANSFERRED TO SA GOVERNMENT SCHOOL	2	17.0%

Data Source: Department for Education Destination Data Report, 2023. Data extract term 3 2023. Data shows recorded destinations for students that left the school in the previous year. Data is uploaded by schools in term 3 and may not reflect final or total figures at time of report creation.

Highest Qualifications held by the teaching workforce and workforce composition

All teachers at this school are qualified and registered with the SA Teachers Registration Board.

Qualification Level	Number of Qualifications
Bachelor's degrees or Diplomas	43
Postgraduate Qualifications	7

Data Source: Data extracted from Mandatory Workforce Information Collections as on the last pay date of June 2023. As self-reported by staff in the system.

Please note: Data includes staff who are Actively employed and on extended paid leave. Please note only the highest qualification of the Teaching staff is reported. Excludes any number of other certifications earned.

Workforce composition including indigenous staff

	Teaching Staff		Non-Teaching Staff	
	Indigenous	Non-Indigenous	Indigenous	Non-Indigenous
Full-Time Equivalents	0.0	41.3	0.0	12.4
Persons	0.0	50.0	0.0	18.0

Data Source: Data extracted from Mandatory Workforce Information Collection as on the last pay date of June 2023.

Please note: Data includes staff who are actively employed and on extended paid leave. "Indigenous category" is self-reported by staff in the system.

Financial Statement

Funding Source	Amount
Grants: State	\$6,634,561.31
Grants: Commonwealth	\$15,125.00
Parent Contributions	\$529,682.44
Fund Raising	\$44,906.50
Other	\$69,430.05

Data Source: School supplied data.