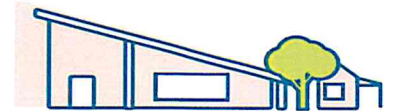




2024 annual report to the Community

# Bute Early Learning & Primary School and Bute and District Kindergarten



Bute Early Learning & Primary School number: 702

Bute and District Kindergarten number: 6604

Partnership: Northern Yorke



School principal:

Richard Hall

 Signature

Date of endorsement:

17/02/2025



# Context Statement

Bute Early Learning and Primary School caters for students from R-6. At the time of this report, the enrolment in 2024 is 32. Bute Early Learning and Primary School is classified as Category 4 on the Department for Education Index of Educational Disadvantage. At the time of this report, the school population includes 3% Aboriginal students, 13% students with disabilities, 6% children/young people in care. Further information about the school is available on the school's website (including its context statement), as well as the My School website.

Information about Bute and District Kindergarten is available on the centres website, as well as the Australian Childrens Education and Care Quality Authority (ACECQA) website.

Data Source: Department for Education data holdings from Mid census captured in AUGUST 2024.

## Governing Council Report

### Bute Early Learning and Primary Governing Council Chairperson's Report – 2024

This year has been one of growth, achievement, and community spirit, and I'd like to take a moment to mention the many highlights that have made this year so special.

#### Increased Enrolments and School Growth

One of the most exciting aspects of 2024 has been the continued increase in student enrolments. Seeing more families choose Bute Early Learning and Primary for their children's education is a testament to the school's positive reputation, dedicated staff, and supportive community. The growing numbers have brought fresh energy to the school, creating new friendships, opportunities, and a vibrant learning environment that we are all incredibly proud of.

#### Outstanding Staff and Learning Initiatives

Our success this year would not have been possible without the dedication and enthusiasm of our incredible staff. Their commitment to delivering high-quality education, fostering a nurturing environment, and embracing innovative learning approaches has been inspiring. A notable highlight was the introduction of the Playberry-Laser program, which has been met with enthusiasm by students and staff alike. Seeing the rapid advance in the kids reading and spelling has been a pleasant surprise to me.

#### Exciting Events and Community Spirit

Throughout the year, we have celebrated numerous events that have brought our school and wider community together:

- **Playground Opening:** One of the most eagerly anticipated events of the year was the grand opening of our new playground. It's been wonderful to see the students enjoying this fantastic new space, designed to promote active play, creativity, and social interaction. The playground project was a true community effort, and I'd like to thank everyone who contributed their time and resources to make it a reality.
- **Big Freeze 2.0:** Our second Big Freeze event was another incredible success, raising funds and awareness for a great cause while creating lasting memories. Watching staff and students alike brave the icy waters with such enthusiasm showed the strength of our school spirit and generosity.
- **School Concert:** As always, the end-of-year school concert was a highlight, showcasing the remarkable talents of our students. The performance was a testament to their hard work, creativity, and the support of our passionate teachers, providing a joyful conclusion to a busy school year.
- **End of Year School Camp:** The school camp to Warradale was another standout experience, giving students the chance to build independence, teamwork, and resilience while making memories that will last a lifetime. One of the highlights being the Visit to parliament house. There was plenty of positive feedback from the students.

## **Looking Ahead**

As we look to 2025, we are excited about continuing to build on the strong foundation we've established. With growing enrolments, innovative programs, and a united school community, Bute Early Learning and Primary is in a fantastic position to continue providing exceptional education and opportunities for all our students.

## **Thank You**

Finally, I'd like to extend my heartfelt thanks to our amazing staff, supportive parents, and the wider community for your dedication and involvement throughout the year. It is through this collective effort that we have created a positive, inclusive, and thriving school environment.

Here's to another year of learning, growth, and shared success!

**Aaron Jak**

Governing Council Chairperson, Bute Early Learning and Primary School Council

2024

# **Performance Summary**

## **NAPLAN Proficiency**

In 2023 the Australian Curriculum, Assessment and Reporting Authority (ACARA) - a Commonwealth Independent statutory authority - announced changes to NAPLAN performance reporting. The new approach replaces the previous numerical NAPLAN bands and the national minimum standard.

NAPLAN results are not shown where sites have enrolment of less than 6 students in the applicable NAPLAN year levels.

## Preschool Attendance

	Term 1	Term 2	Term 3	Term 4
2021 centre	91.7%	83.3%	100%	70%
2022 centre	90%	90.6%	88.7%	78.9%
2023 centre	91.7%	86.1%	84.4%	88%
2024 centre	85.7%		84%	

Based on attendances recorded in the two-week reference period each term. Data for eligible enrolments as described in the department's Enrolment policy. Attendance rates may differ to previous reporting with the transfer from calculations based on deemed attendance to actual attendance using booked hours divided by attended hours. Data Source: Department for Education Attendance Data, Semester 1 Report 2024. A blank cell indicates there we no students enrolled.

## School Attendance

Year Level	2022	2023	2024
Reception	85.0%	86.0%	88.4%
Year 01	93.5%	90.6%	88.2%
Year 02	85.9%	94.6%	92.1%
Year 03	84.7%	86.0%	96.8%
Year 04	88.1%	86.6%	94.1%
Year 05	70.2%	95.3%	94.3%
Year 06	90.7%	93.6%	95.8%
Total	85.9%	89.7%	92.0%

Data Source: Department for Education Attendance Data, Semester 1 Report 2024. A blank cell indicates there we no students enrolled. 'Primary Other' includes students enrolled in specialised education options. 'Secondary Other' includes students who have already spent a year at Year 12 and elected to undertake further study at Year 12.

## Attendance Comment

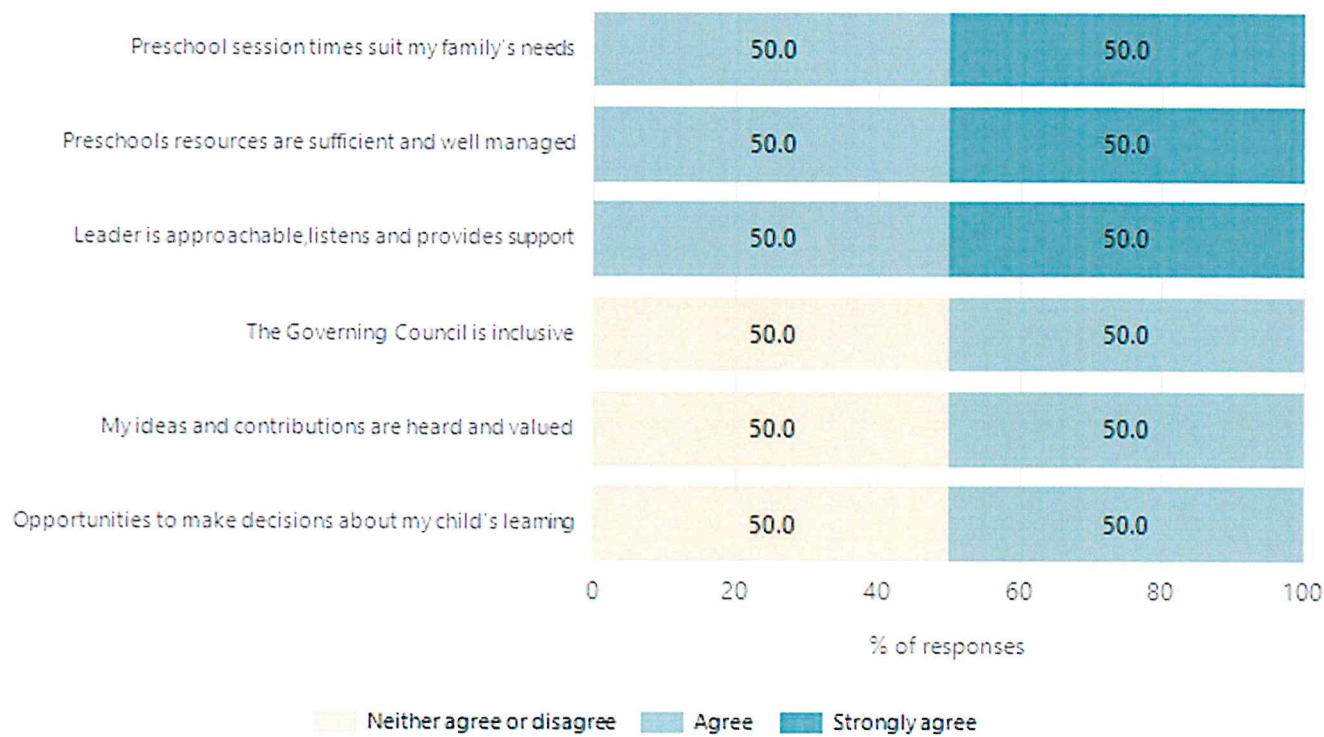
In South Australia, preschool attendance is not compulsory, but it is strongly encouraged. Preschool gives children the best opportunity to develop skills, which prepare them for school. These benefits include establishing positive routines and habits, friendships and connections as well as developing communication, problem-solving and creative skills. All children are entitled to access a preschool program over 4 terms the year before they start school.

In South Australia, all children and young people must be in school from 6 years to 16 years old. They must attend a government or non-government school full time. From age 16 to 17 however, young people must attend school or an approved learning program (such as an apprenticeship, traineeship, accredited course or university). Schools and parents must encourage and support students to come to school every day. Parents and caregivers must make sure their child is enrolled in a school, and attends school all day and everyday it is open, unless a child is sick or has an approved exemption. Teachers and leaders actively follow up when a student misses school, including recording all absences and non-attendance. All schools in South Australia have local attendance procedures governed under the Education and Children's Services Regulations 2020.



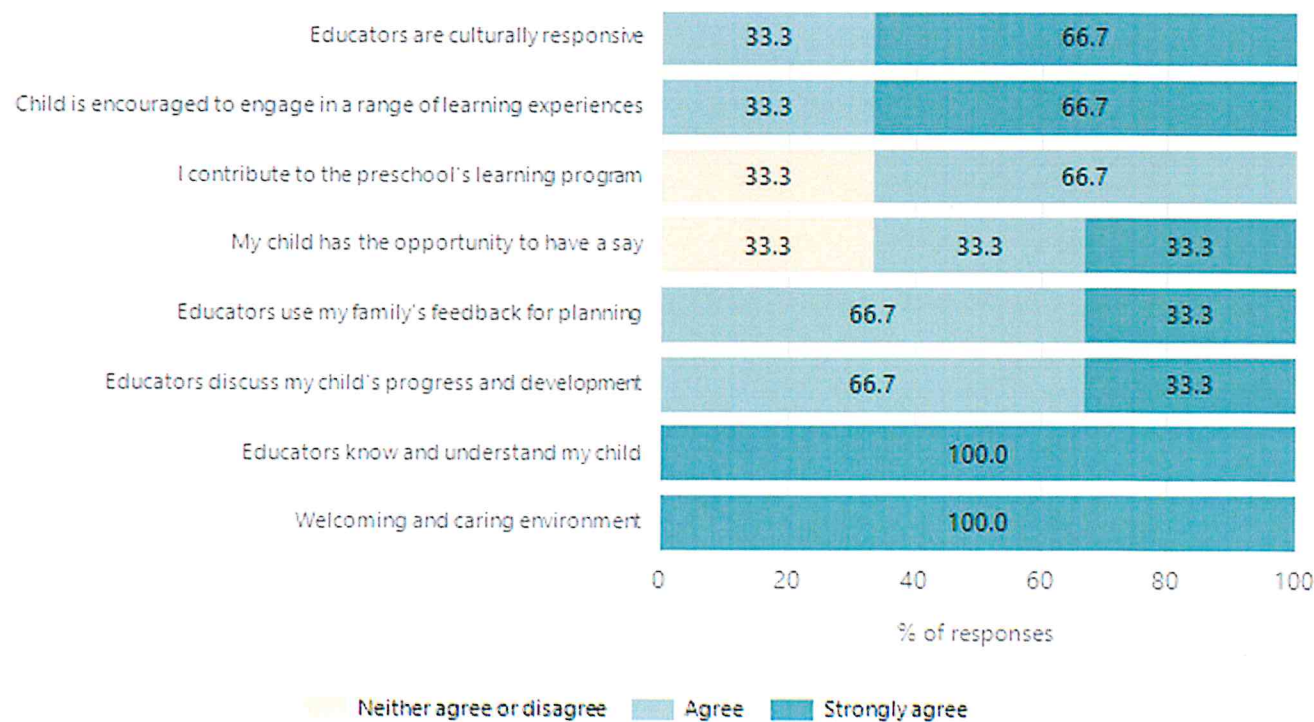
# Preschool Family Opinion Survey

## Governance, Leadership and Management



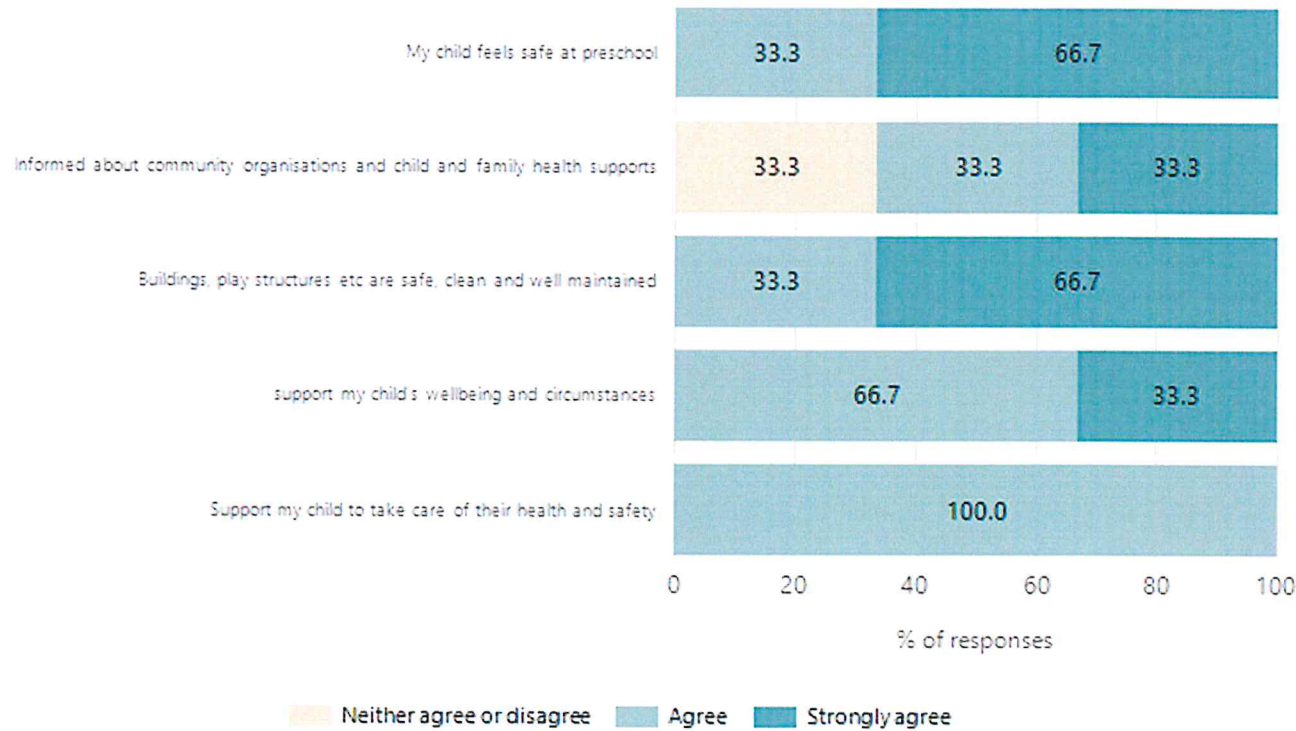
Data Source: 2024 Department for Education Preschool Family Opinions Survey, Term 3 2024.

## Quality of Teaching and Learning



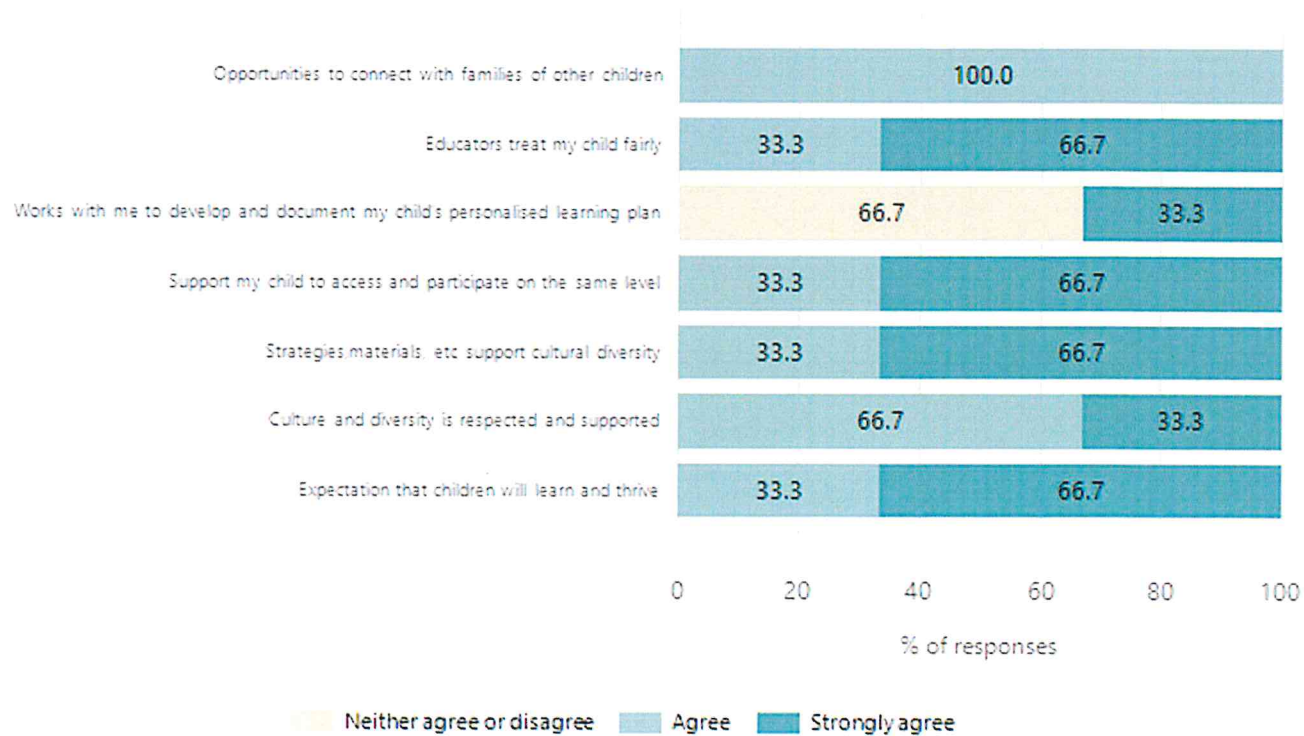
Data Source: 2024 Department for Education Preschool Family Opinions Survey, Term 3 2024.

## Safety, Health and Wellbeing



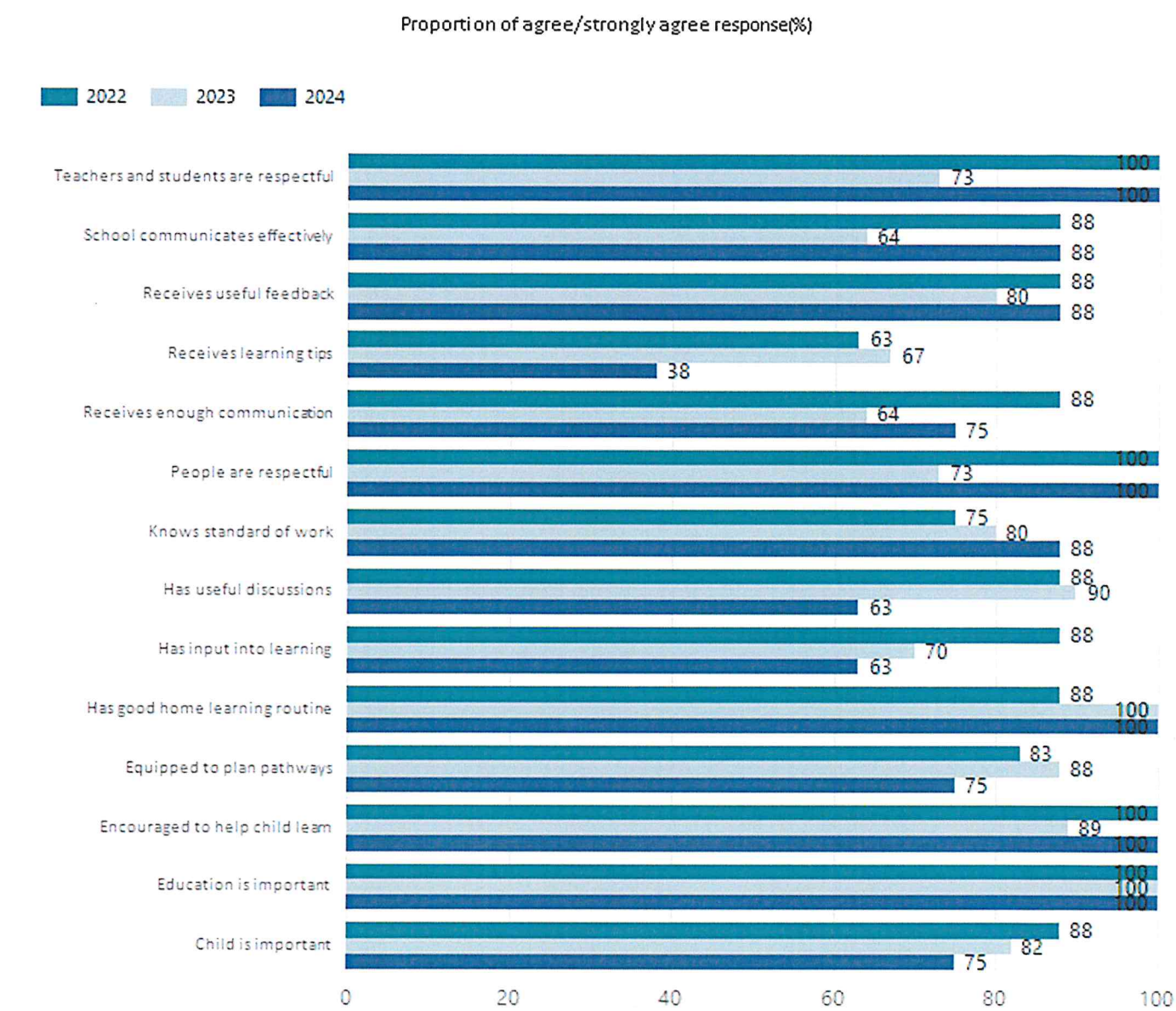
Data Source: 2024 Department for Education Preschool Family Opinions Survey, Term 3 2024.

## Support and Inclusion



Data Source: 2024 Department for Education Preschool Family Opinions Survey, Term 3 2024.

# School Parent Opinion Survey Results



Data Source: 2024 Department for Education Parent Opinions Survey, Term 3 2024.

# Destination Schools

Feeder Schools (Site number - Name)	2022	2023	2024
0702 - Bute Early Learning and Primary School	50.0%	77.8%	77.8%
0778 - Kadina Memorial School			11.1%
9999 - Unknown	50.0%	22.2%	11.1%

Note: The data is collected in term 3. It does not reflect actual schools enrolled in by existing preschool children. A blank cell indicates there was no data for students enrolled.

Data Source: Department for Education Destination Data Report, 2024.

# Intended Destination

Leave Reason	Number	%
TG - TRANSFERRED TO SA GOVERNMENT SCHOOL	1	100.0%

Data Source: Department for Education Destination Data Report, 2024. Data extract term 3 2024. Data shows recorded destinations for students that left the school in the previous year. Data is uploaded by schools in term 3 and may not reflect final or total figures at time of report creation.



# Highest Qualifications held by the teaching workforce and workforce composition

All teachers at this school are qualified and registered with the SA Teachers Registration Board.

Qualification Level	Number of Qualifications
Bachelor's degrees or Diplomas	6
Postgraduate Qualifications	3

Data Source: Data extracted from Mandatory Workforce Information Collections as on the last pay date of June 2024. As self-reported by staff in the system.

Please note: Data includes staff who are Actively employed and on extended paid leave. Please note only the highest qualification of the Teaching staff is reported. Excludes any number of other certifications earned.

## Workforce composition including indigenous staff

	Teaching Staff		Non-Teaching Staff	
	Indigenous	Non-Indigenous	Indigenous	Non-Indigenous
Full-Time Equivalents	0.0	4.6	0.0	8.9
Persons	0.0	6.0	0.0	14.0

Data Source: Data extracted from Mandatory Workforce Information Collection as on the last pay date of June 2024.

Please note: Data includes staff who are actively employed and on extended paid leave. "Indigenous category" is self-reported by staff in the system.

# Financial Statement

Funding Source	Amount
Grants: State	1,250,104.07
Grants: Commonwealth	6,406.39
Parent Contributions	7,886.00
Fund Raising	3,593.61
Other	

Data Source: School supplied data.