

2023 annual report to the Community

# Rapid Bay Primary School

Rapid Bay Primary School number: 650

Partnership: Fleurieu



School principal:

Jenna McArdle

Date of endorsement:

14/02/2024



Government  
of South Australia  
Department for Education

# Context Statement

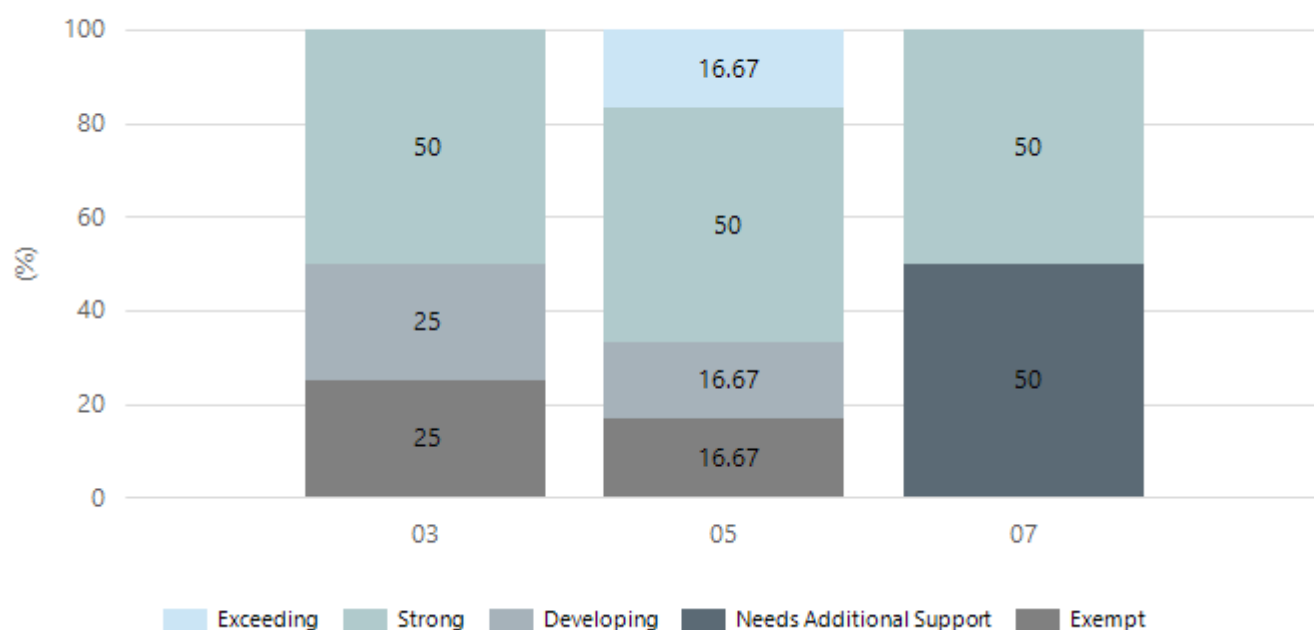
Rapid Bay Primary School caters for students from R-7. At the time of this report, the enrolment in 2023 is 33. Rapid Bay Primary School is classified as Category 5 on the Department for Education Index of Educational Disadvantage. At the time of this report, the school population includes 12% Aboriginal students, 21% students with disabilities, 3% children/young people in care. Further information about the school is available on the school's website (including its context statement), as well as the My School website.

## Performance Summary

### NAPLAN Proficiency

In 2023, the Australian Curriculum, Assessment and Reporting Authority (ACARA) - a Commonwealth Independent statutory authority - announced changes to NAPLAN performance reporting. This new way of reporting by ACARA that NAPLAN results from 2023 will not be comparable to previous years. The new approach replaces the previous numerical NAPLAN bands and the national minimum standard.

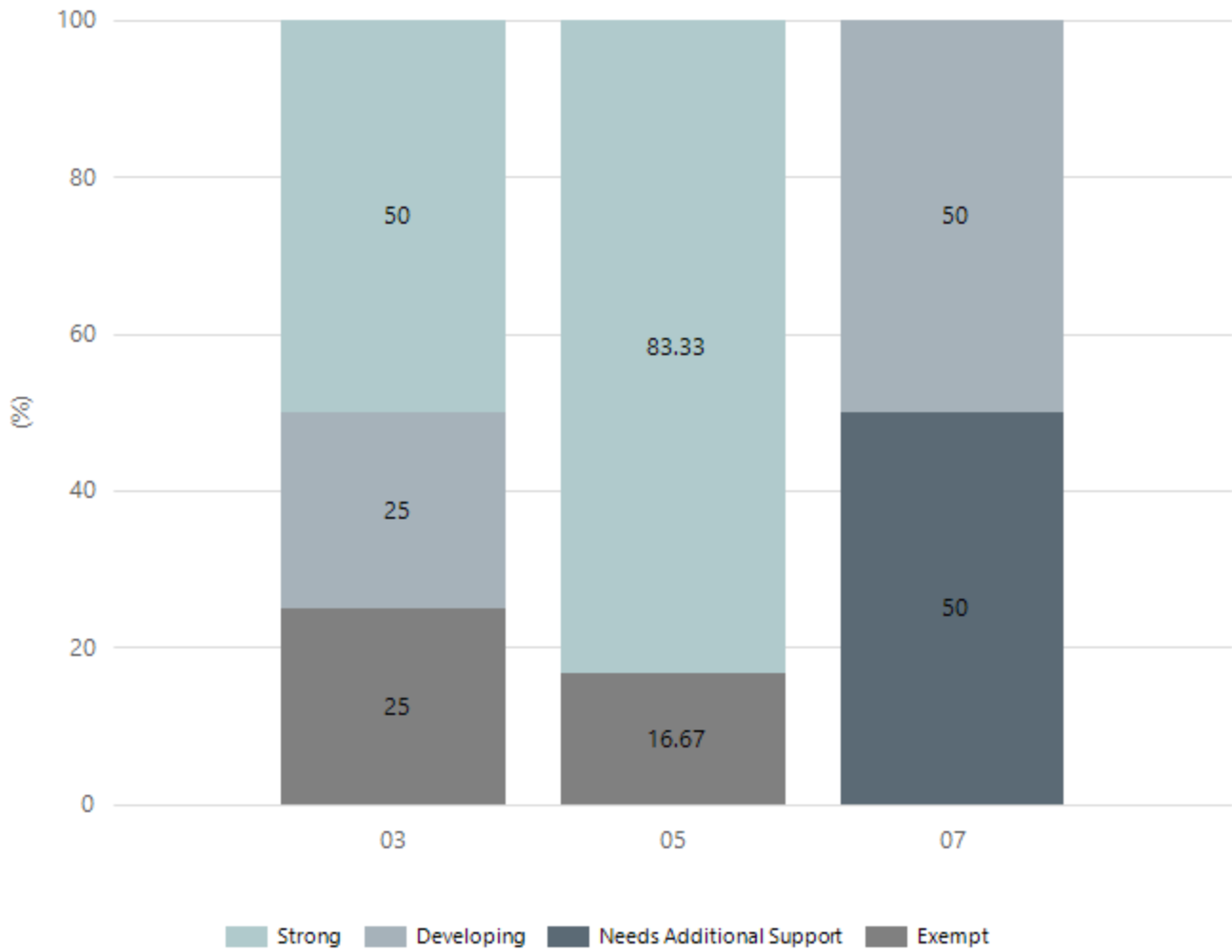
#### Numeracy



Year Level	03	05	07
Exceeding		1	
Strong	2	3	1
Developing	1	1	
Needs Additional Support			1
Exempt	1	1	
Total	4	6	2

Data Source: Department for Education Assessment Data Holdings, 2023. When there are less than six students in a cohort, no data is supplied.

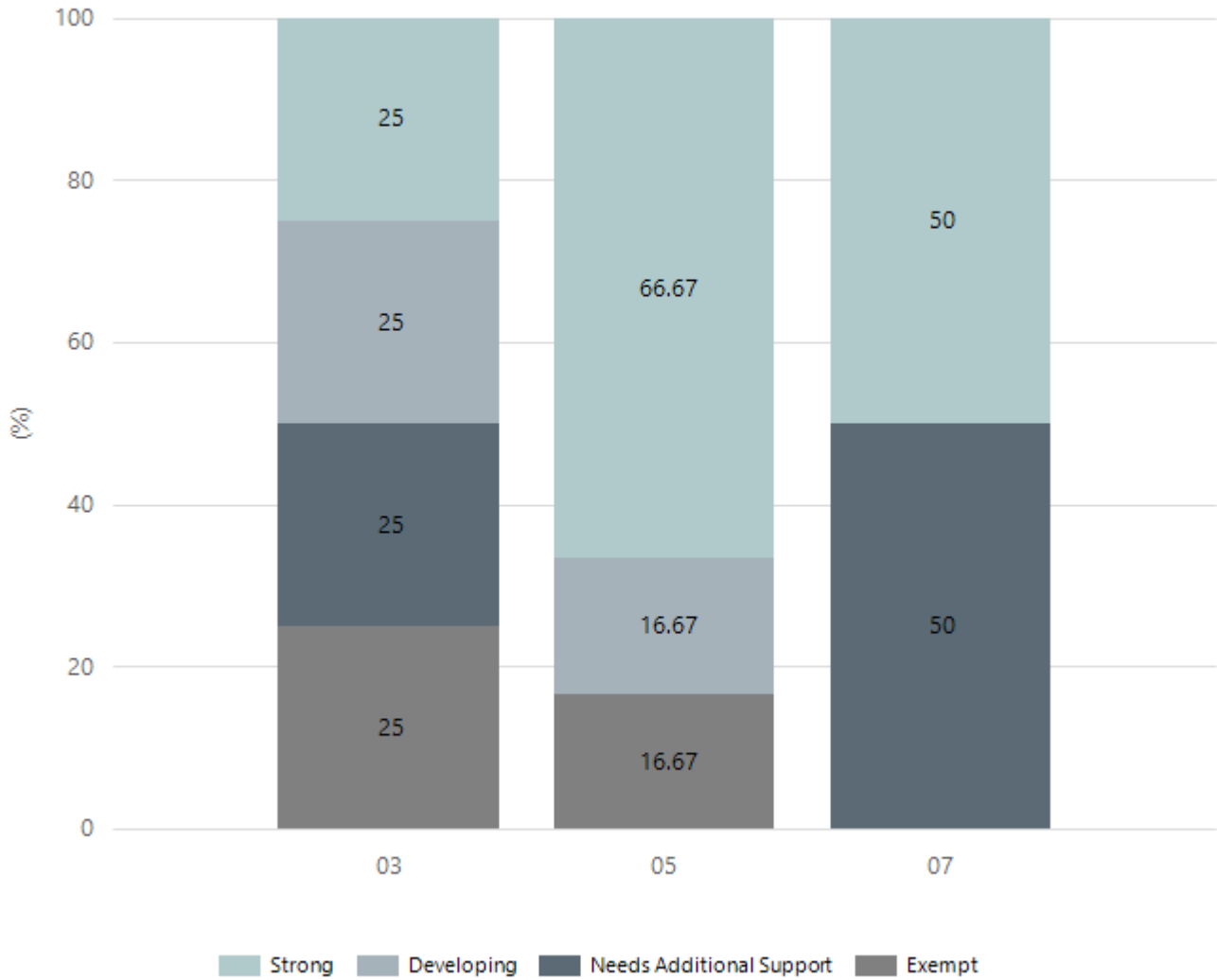
## Reading



Year Level	03	05	07
Strong	2	5	
Developing	1		1
Needs Additional Support			1
Exempt	1	1	
Total	4	6	2

Data Source: Department for Education Assessment Data Holdings, 2023. When there are less than six students in a cohort, no data is supplied.

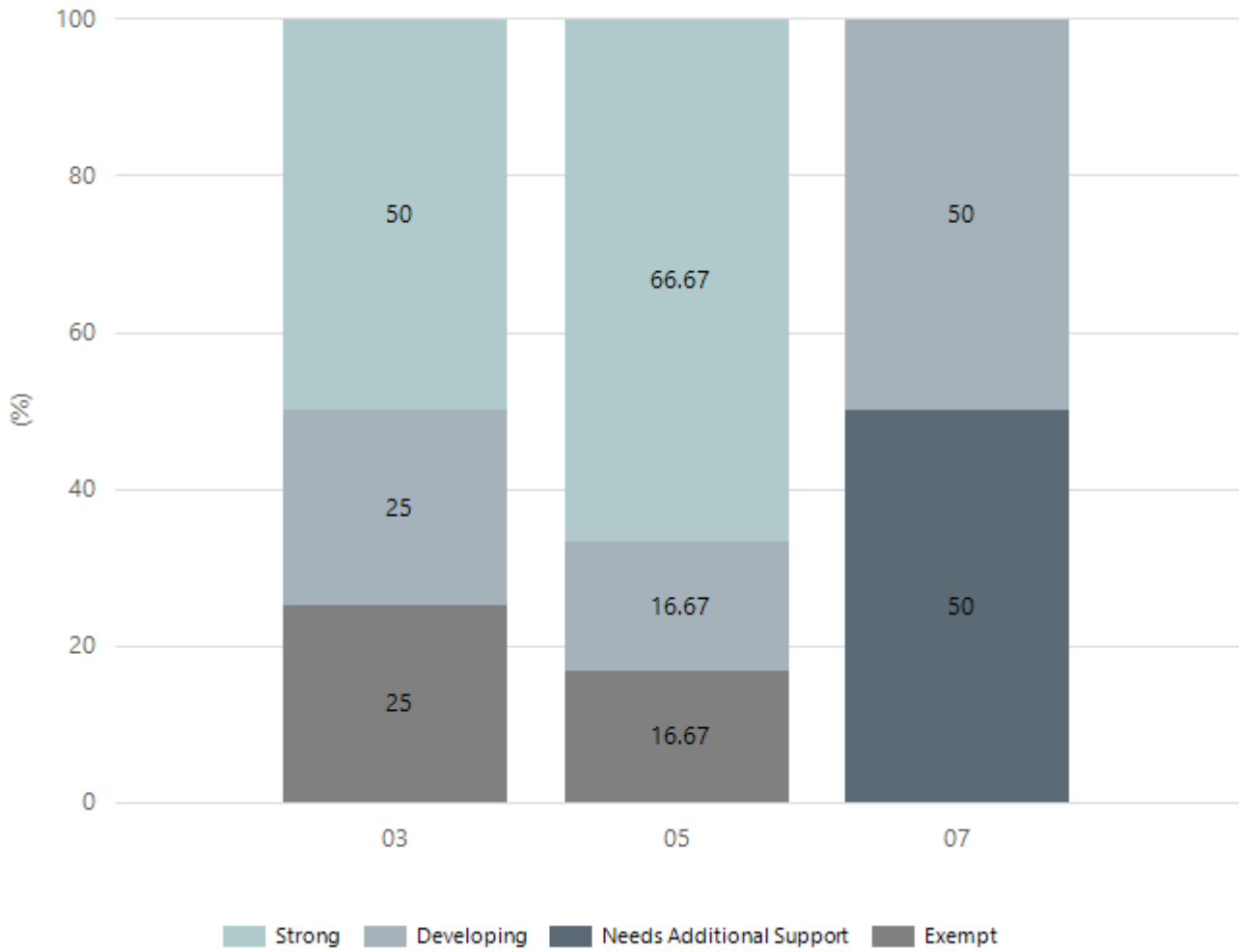
## Writing



Year Level	03	05	07
Strong	1	4	1
Developing	1	1	
Needs Additional Support	1		1
Exempt	1	1	
Total	4	6	2

Data Source: Department for Education Assessment Data Holdings, 2023. When there are less than six students in a cohort, no data is supplied.

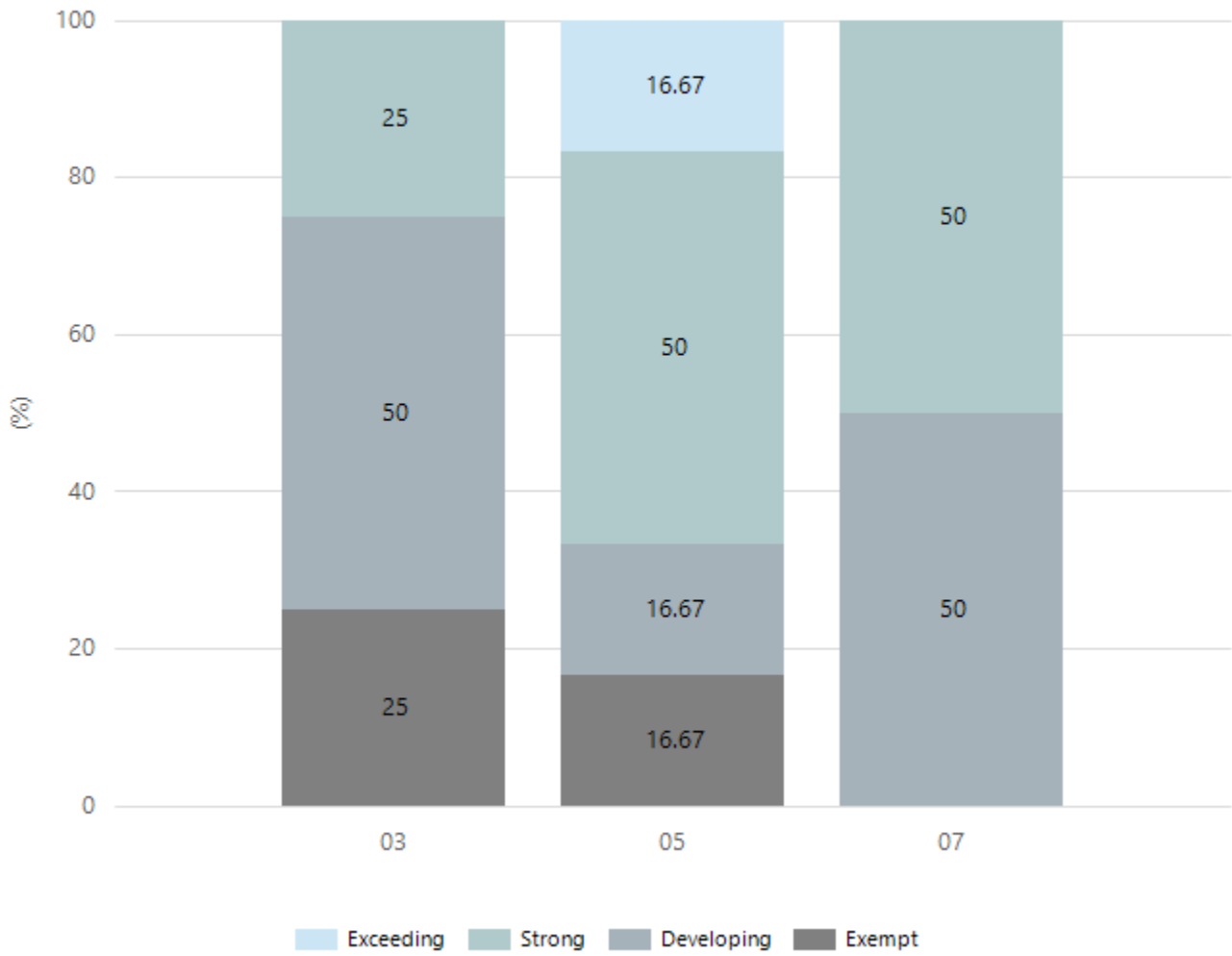
## Grammar



Year Level	03	05	07
Strong	2	4	
Developing	1	1	1
Needs Additional Support			1
Exempt	1	1	
Total	4	6	2

Data Source: Department for Education Assessment Data Holdings, 2023. When there are less than six students in a cohort, no data is supplied.

## Spelling



Year Level	03	05	07
Exceeding		1	
Strong	1	3	1
Developing	2	1	1
Exempt	1	1	
Total	4	6	2

Data Source: Department for Education Assessment Data Holdings, 2023. When there are less than six students in a cohort, no data is supplied.

# School Attendance

Year Level	2021	2022	2023
Reception	93.3%	75.8%	90.6%
Year 01	86.1%	86.5%	84.7%
Year 02	84.1%	87.4%	89.0%
Year 03	92.5%	84.2%	90.3%
Year 04	96.2%	76.3%	93.6%
Year 05	88.4%	96.0%	90.1%
Year 06	86.3%	82.9%	90.8%
Year 07	89.1%	87.1%	90.8%
Total	88.5%	83.5%	89.6%

Data Source: Department for Education Attendance Data, Semester 1 Report 2023. A blank cell indicates there were no students enrolled. 'Primary Other' includes students enrolled in specialised education options. 'Secondary Other' includes students who have already spent a year at Year 12 and elected to undertake further study at Year 12.

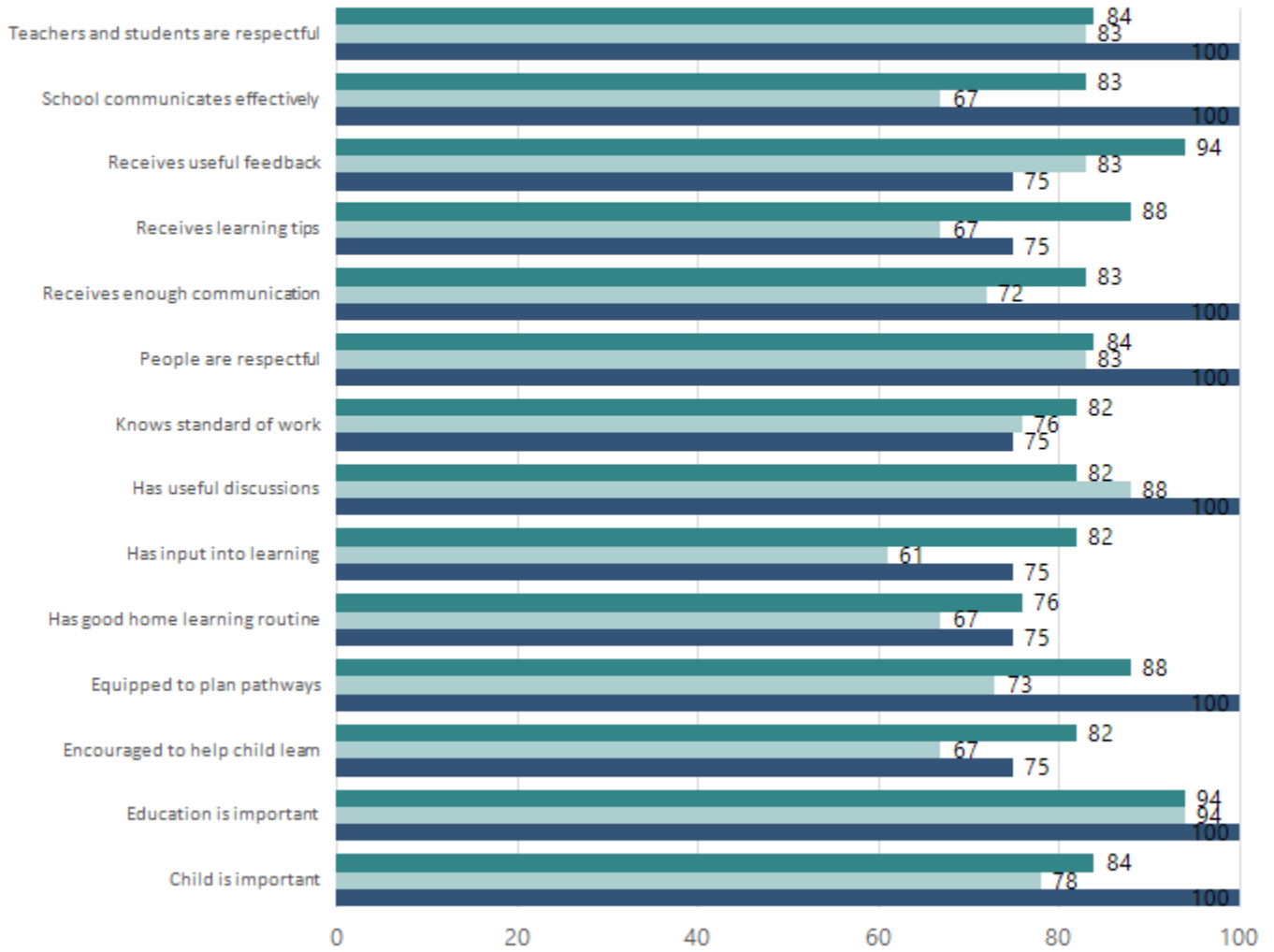
## Attendance Comment

In South Australia, all children and young people must be in school from 6 years to 16 years old. They must attend a government or non-government school full time. From age 16 to 17 however, young people must attend school or an approved learning program (such as an apprenticeship, traineeship, accredited course or university). Schools and parents must encourage and support students to come to school every day. Parents and caregivers must make sure their child is enrolled in a school, and attends school all day and everyday it is open, unless a child is sick or has an approved exemption. Teachers and leaders actively follow up when a student misses school, including recording all absences and non-attendance. All schools in South Australia have local attendance procedures governed under the Education and Children's Services Regulations 2020.

# Parent Opinion Survey Results

Proportion of agree/strongly agree response(%)

2021 2022 2023



Data Source: 2023 Department for Education Parent Opinions Survey, Term 3 2023.



# Intended Destination

Leave Reason	Number	%
TG - TRANSFERRED TO SA GOVERNMENT SCHOOL	1	100.0%

Data Source: Department for Education Destination Data Report, 2023. Data extract term 3 2023. Data shows recorded destinations for students that left the school in the previous year. Data is uploaded by schools in term 3 and may not reflect final or total figures at time of report creation.

# Highest Qualifications held by the teaching workforce and workforce composition

All teachers at this school are qualified and registered with the SA Teachers Registration Board.

Qualification Level	Number of Qualifications
Bachelor's degrees or Diplomas	7

Data Source: Data extracted from Mandatory Workforce Information Collections as on the last pay date of June 2023. As self-reported by staff in the system.

Please note: Data includes staff who are Actively employed and on extended paid leave. Please note only the highest qualification of the Teaching staff is reported. Excludes any number of other certifications earned.

## Workforce composition including indigenous staff

	Teaching Staff		Non-Teaching Staff	
	Indigenous	Non-Indigenous	Indigenous	Non-Indigenous
Full-Time Equivalents	0.0	6.0	0.0	2.2
Persons	0.0	7.0	0.0	6.0

Data Source: Data extracted from Mandatory Workforce Information Collection as on the last pay date of June 2023.

Please note: Data includes staff who are actively employed and on extended paid leave. "Indigenous category" is self-reported by staff in the system.

## Financial Statement

Funding Source	Amount
Grants: State	\$914,671
Grants: Commonwealth	\$5,100
Parent Contributions	\$14,784
Fund Raising	\$5,311
Other	\$15,570

Data Source: School supplied data.