

## 2024 annual report to the Community

# Highbury Primary School

Highbury Primary School and Disability Unit: 0596 & 5718

Partnership: Modbury



School principal:

Belinda Smith

*Belinda Smith*  
Signature

Date of endorsement:

07/02/2025



Government  
of South Australia  
Department for Education

# Context Statement

Highbury Primary School caters for students from R-6. At the time of this report, the enrolment in 2024 is 507. Highbury Primary School is classified as Category 6 on the Department for Education Index of Educational Disadvantage. At the time of this report, the school population includes 3% Aboriginal students, 13% students with disabilities, 6% students with English as an additional language or dialect (EALD) funded background, 1% children/young people in care. Further information about the school is available on the school's website (including its context statement), as well as the My School website.

Source: Department for Education data holdings from Mid census captured in AUGUST 2024.

## Governing Council Report

Welcome, Highbury Primary School Community!

2024 was another exciting and successful year for our school, with the return of mid-year Reception student intakes bringing new smiling faces and energy throughout the year! It also saw us welcome more members to our school community through new Disability and Special Options classes, and a successful grant application to Variety Children's Charity SA to fund a new specialised playground space that will support their needs and development for years to come.

Our push towards a community of confident and capable digital learners continues, rolling out more Chromebooks to students from year 1 upwards. This will provide a strong foundation for students moving into their high school years, and allow our teachers to take advantage of a wider variety of learning tools and teaching methods to support all learners.

November was an exciting time again for the school community, as we came together for our Community outdoor Movie & Markets night. Organising this event was a huge undertaking by our Community and Fundraising subcommittee, and volunteers spent countless hours canvassing the community for sponsors, planning, coordinating stall vendors and running the event for over 1000 attendees. Planning for this event started almost a year before the big day, and I would like to extend a huge thank you to those involved for their tireless effort!

Our school governing council continued to meet twice a term throughout 2024. We are extremely fortunate here at Highbury Primary School to have such a passionate and dedicated council representing the voice of school community, and helping to guide our school's direction. Council members also contribute to different sub-committees, supporting OSHC, the canteen, school finance, sports, and community & fundraising. They volunteer their time to manage all these behind-the-scenes parts of the school, and I'm so grateful for all their hard work. A big thanks also goes to all our volunteers across the school who help with classroom reading, BBQs and raffle ticket sales at sports days and other events, manning Mother's and Father's Day stalls, coaching and managing our sports teams, working in the canteen, and in so many other ways. We see you, and so appreciate everyone who volunteers their time and energy to support our kids and help make their primary school experience so special.

As we launch into 2025 I look forward to seeing our students continue to thrive, with a strong leadership team, dedicated and passionate teaching staff, and enthusiastic volunteers firmly in their corner!

Thank you all for your continued support in making our community so wonderful to be a part of.

Michelle Coutts

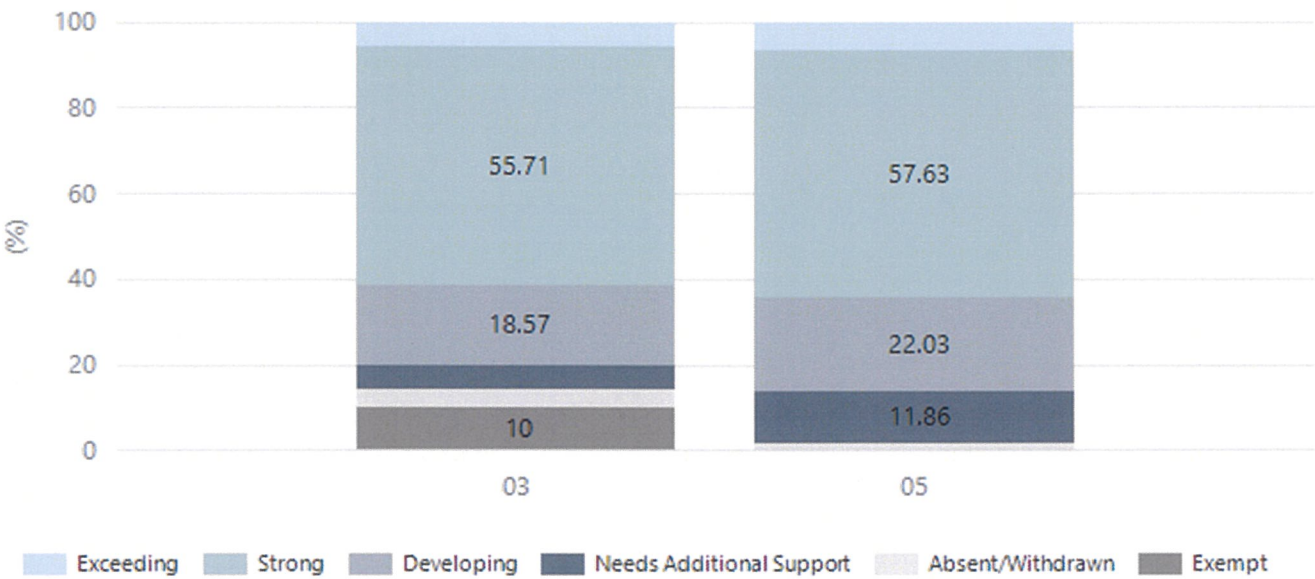
Chairperson, Highbury Primary School Governing Council, 2024

# Performance Summary

## NAPLAN Proficiency

In 2023 the Australian Curriculum, Assessment and Reporting Authority (ACARA) - a Commonwealth Independent statutory authority - announced changes to NAPLAN performance reporting. The new approach replaces the previous numerical NAPLAN bands and the national minimum standard.

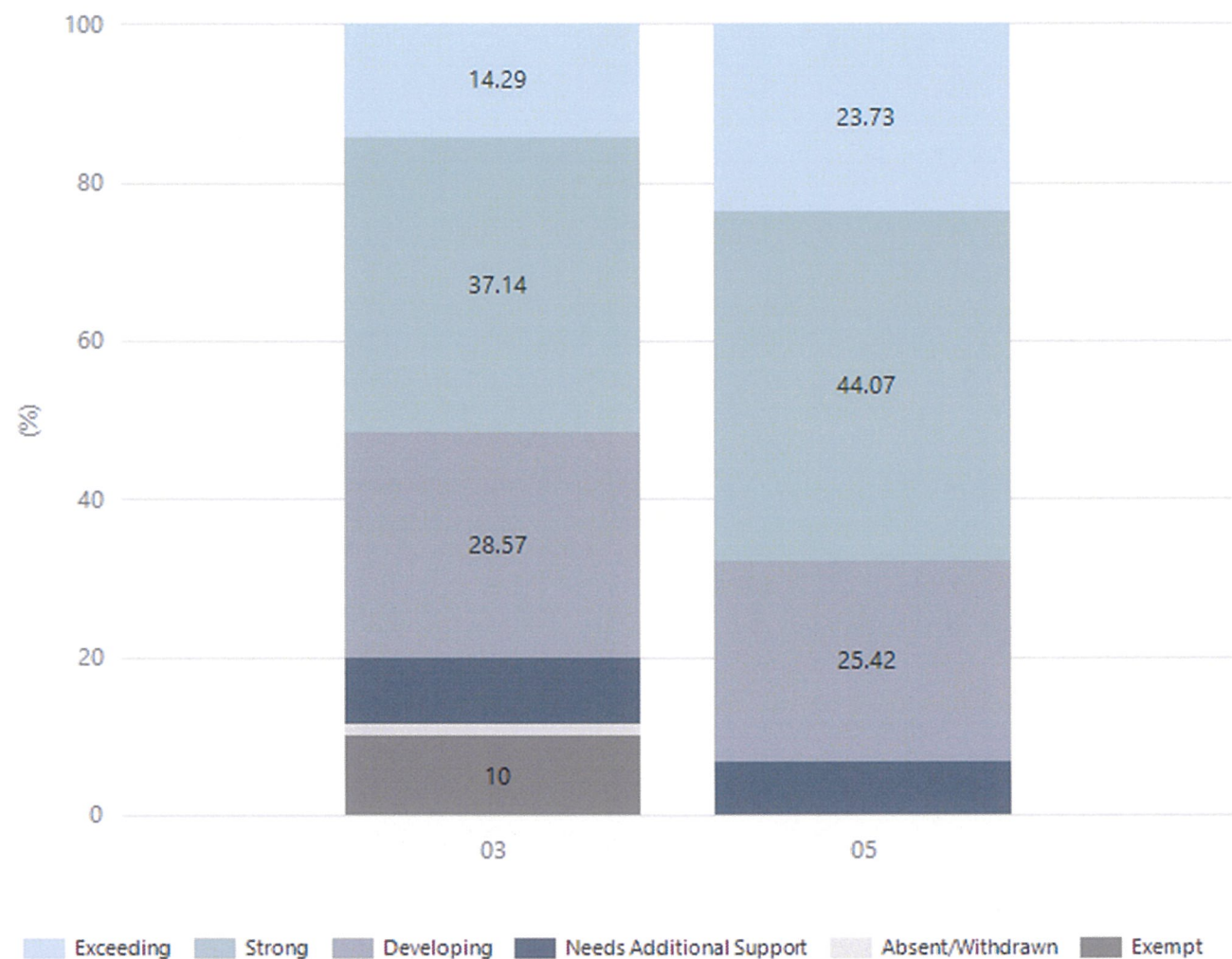
### Numeracy



Year Level	03	05
Exceeding	4	4
Strong	39	34
Developing	13	13
Needs Additional Support	4	7
Absent/Withdrawn	3	1
Exempt	7	
Total	70	59

Data Source: Department for Education Assessment Data Holdings, 2024. If there are less than 6 students who sat NAPLAN in a school, no information will be shown. If a year level has less than 6 students, that year level will not be shown in NAPLAN results.

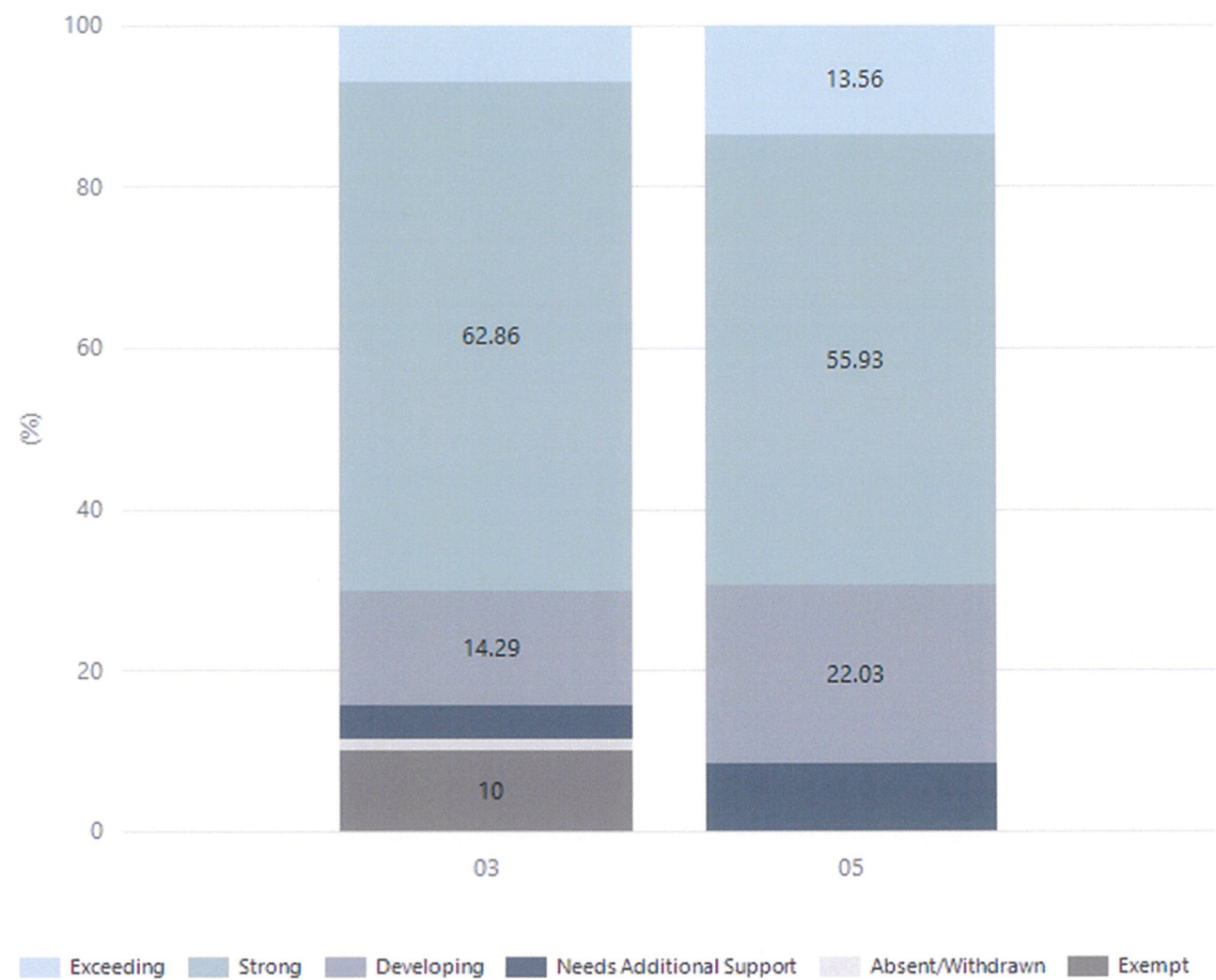
Reading



Year Level	03	05
Exceeding	10	14
Strong	26	26
Developing	20	15
Needs Additional Support	6	4
Absent/Withdrawn	1	
Exempt	7	
Total	70	59

Data Source: Department for Education Assessment Data Holdings, 2024. If there are less than 6 students who sat NAPLAN in a school, no information will be shown. If a year level has less than 6 students, that year level will not be shown in NAPLAN results.

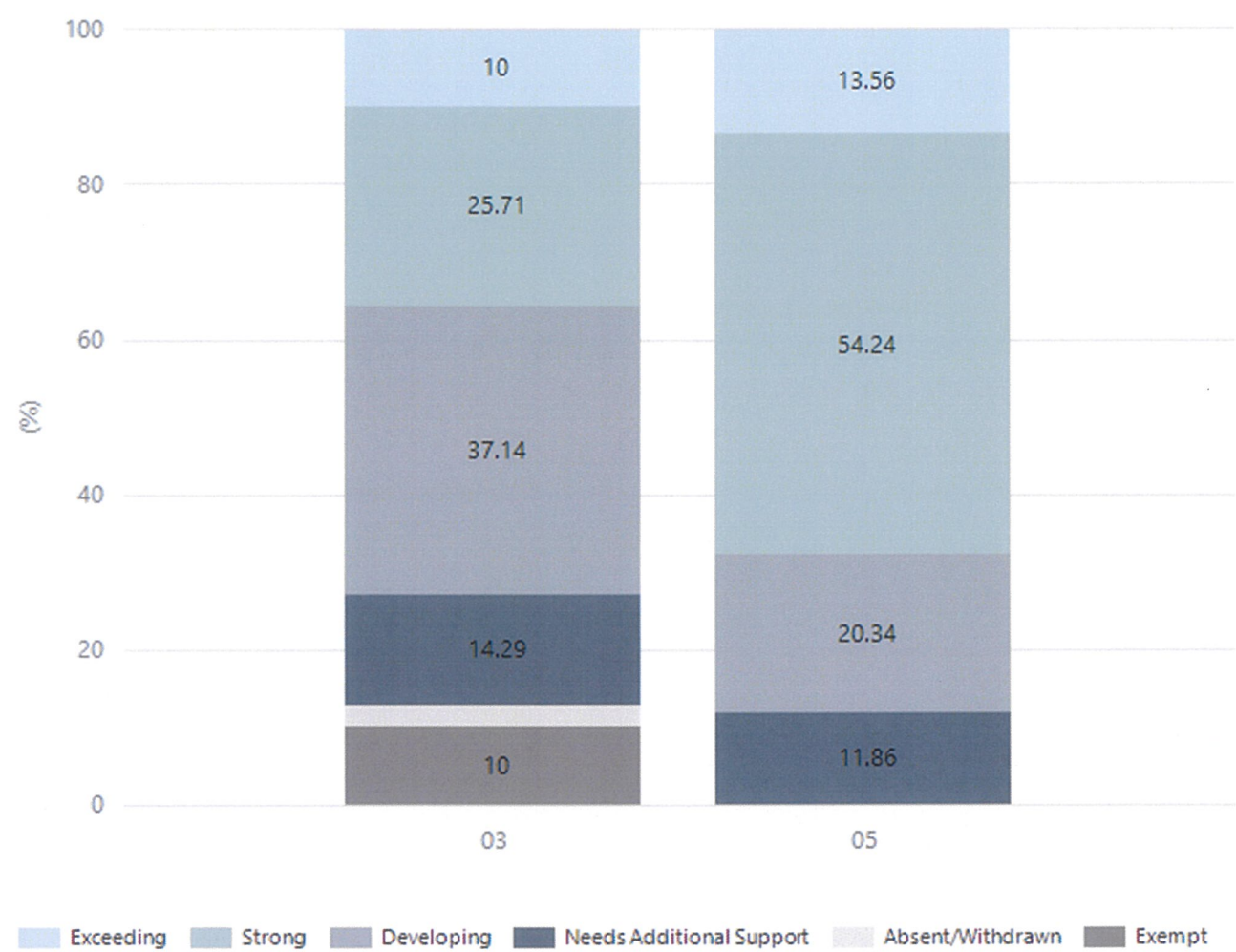
Writing



Year Level	03	05
Exceeding	5	8
Strong	44	33
Developing	10	13
Needs Additional Support	3	5
Absent/Withdrawn	1	
Exempt	7	
Total	70	59

Data Source: Department for Education Assessment Data Holdings, 2024. If there are less than 6 students who sat NAPLAN in a school, no information will be shown. If a year level has less than 6 students, that year level will not be shown in NAPLAN results.

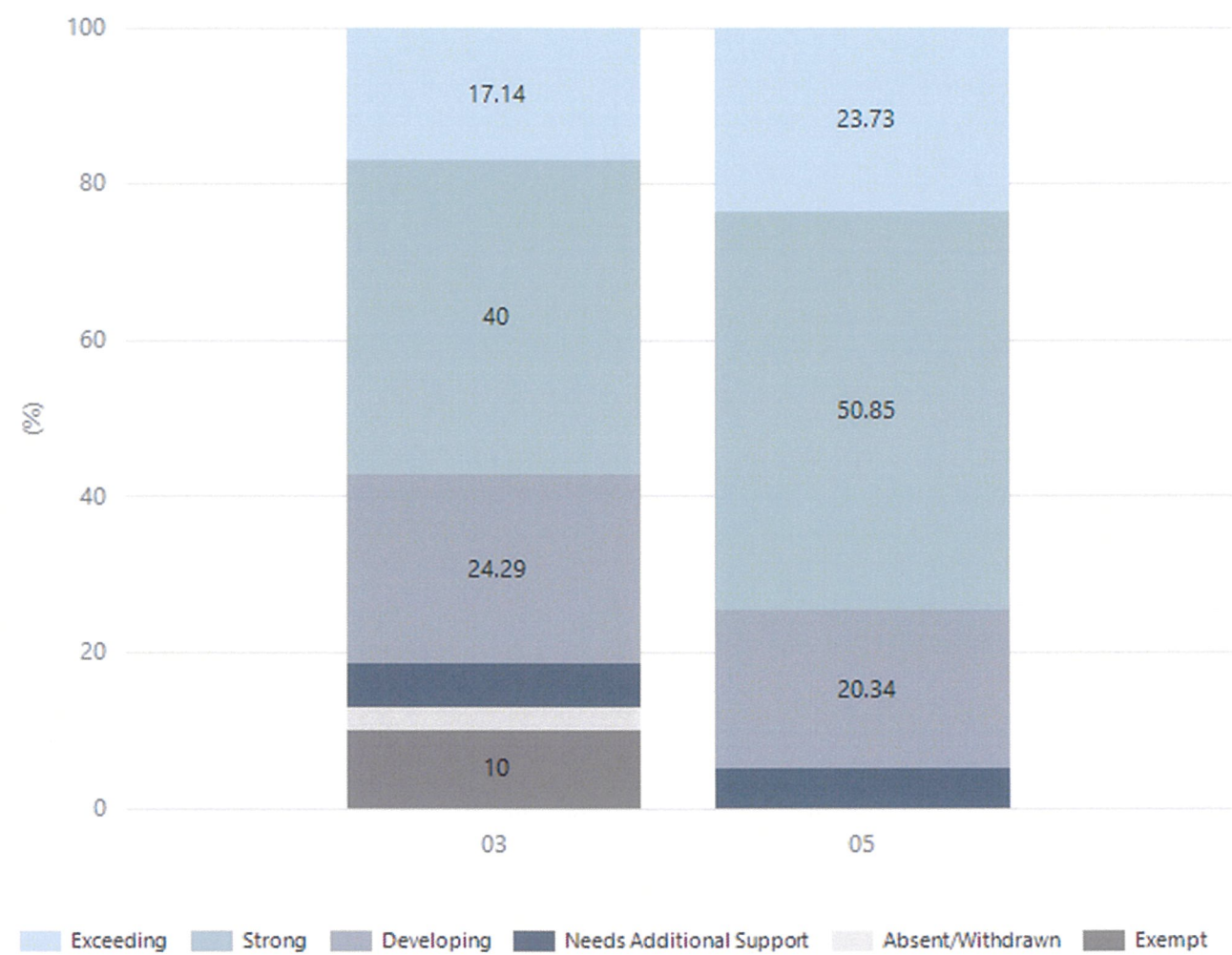
Grammar



Year Level	03	05
Exceeding	7	8
Strong	18	32
Developing	26	12
Needs Additional Support	10	7
Absent/Withdrawn	2	
Exempt	7	
Total	70	59

Data Source: Department for Education Assessment Data Holdings, 2024. If there are less than 6 students who sat NAPLAN in a school, no information will be shown. If a year level has less than 6 students, that year level will not be shown in NAPLAN results.

Spelling



Year Level	03	05
Exceeding	12	14
Strong	28	30
Developing	17	12
Needs Additional Support	4	3
Absent/Withdrawn	2	
Exempt	7	
Total	70	59

Data Source: Department for Education Assessment Data Holdings, 2024. If there are less than 6 students who sat NAPLAN in a school, no information will be shown. If a year level has less than 6 students, that year level will not be shown in NAPLAN results.

# School Attendance

Year Level	2022	2023	2024
Reception	89.6%	89.6%	91.8%
Year 01	88.1%	89.6%	90.4%
Year 02	89.0%	89.6%	91.1%
Year 03	90.0%	93.1%	91.7%
Year 04	89.9%	90.7%	93.6%
Year 05	89.7%	90.4%	93.3%
Year 06	88.0%	90.6%	91.0%
Primary Other	83.8%	84.2%	81.1%
Total	89.0%	90.1%	91.0%

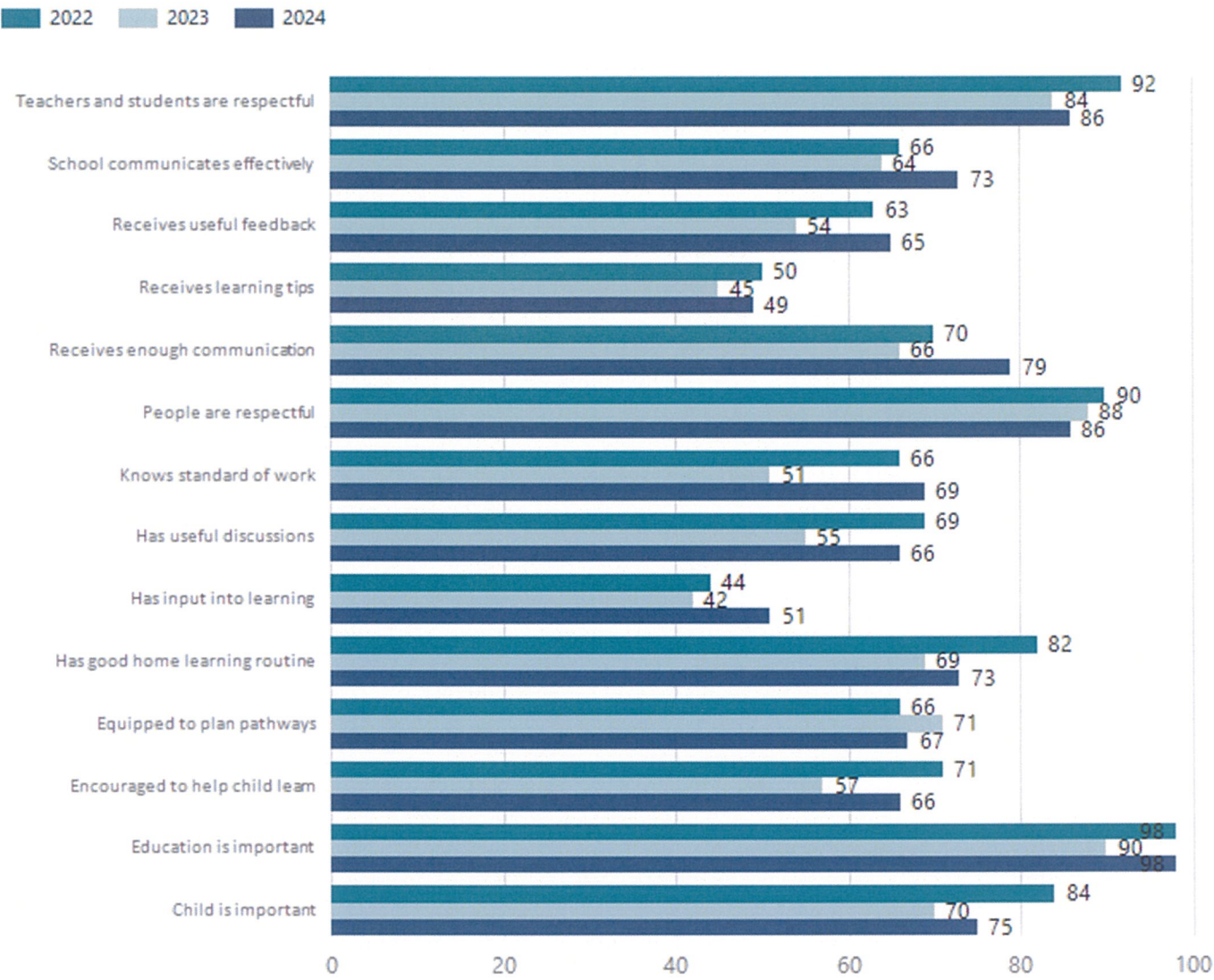
Data Source: Department for Education Attendance Data, Semester 1 Report 2024. A blank cell indicates there we no students enrolled. 'Primary Other' includes students enrolled in specialised education options. 'Secondary Other' includes students who have already spent a year at Year 12 and elected to undertake further study at Year 12.

## Attendance Comment

In South Australia, all children and young people must be in school from 6 years to 16 years old. They must attend a government or non-government school full time. From age 16 to 17 however, young people must attend school or an approved learning program (such as an apprenticeship, traineeship, accredited course or university). Schools and parents must encourage and support students to come to school every day. Parents and caregivers must make sure their child is enrolled in a school, and attends school all day and everyday it is open, unless a child is sick or has an approved exemption. Teachers and leaders actively follow up when a student misses school, including recording all absences and non-attendance. All schools in South Australia have local attendance procedures governed under the Education and Children's Services Regulations 2020.

# School Parent Opinion Survey Results

Proportion of agree/strongly agree response(%)



Data Source: 2024 Department for Education Parent Opinions Survey, Term 3 2024.

# Intended Destination

Leave Reason	Number	%
IS - INTERSTATE	1	13.0%
NG - ATTENDING NON-GOV SCHOOL IN SA	2	25.0%
TG - TRANSFERRED TO SA GOVERNMENT SCHOOL	5	63.0%

Data Source: Department for Education Destination Data Report, 2024. Data extract term 3 2024. Data shows recorded destinations for students that left the school in the previous year. Data is uploaded by schools in term 3 and may not reflect final or total figures at time of report creation.

# Highest Qualifications held by the teaching workforce and workforce composition

All teachers at this school are qualified and registered with the SA Teachers Registration Board.

Qualification Level	Number of Qualifications
Bachelor's degrees or Diplomas	28
Postgraduate Qualifications	10

Data Source: Data extracted from Mandatory Workforce Information Collections as on the last pay date of June 2024. As self-reported by staff in the system.

Please note: Data includes staff who are Actively employed and on extended paid leave. Please note only the highest qualification of the Teaching staff is reported. Excludes any number of other certifications earned.

## Workforce composition including indigenous staff

	Teaching Staff		Non-Teaching Staff	
	Indigenous	Non-Indigenous	Indigenous	Non-Indigenous
Full-Time Equivalents	0.0	33.6	0.3	14.6
Persons	0.0	38.0	1.0	25.0

Data Source: Data extracted from Mandatory Workforce Information Collection as on the last pay date of June 2024.

Please note: Data includes staff who are actively employed and on extended paid leave.  
"Indigenous category" is self-reported by staff in the system.

# Financial Statement

Funding Source	Amount
Grants: State	\$6,023,660.49
Grants: Commonwealth	\$2,608.14
Parent Contributions	\$132,232.27
Fund Raising	\$21,767.60
Other	\$16,278.20

Data Source: School supplied data.