

2023 annual report to the Community

Yahl Primary School

Yahl Primary School number: 501

Partnership: Blue Lake



School principal:

Christine Morrison

Signature

Date of endorsement:

16/02/2024



Context Statement

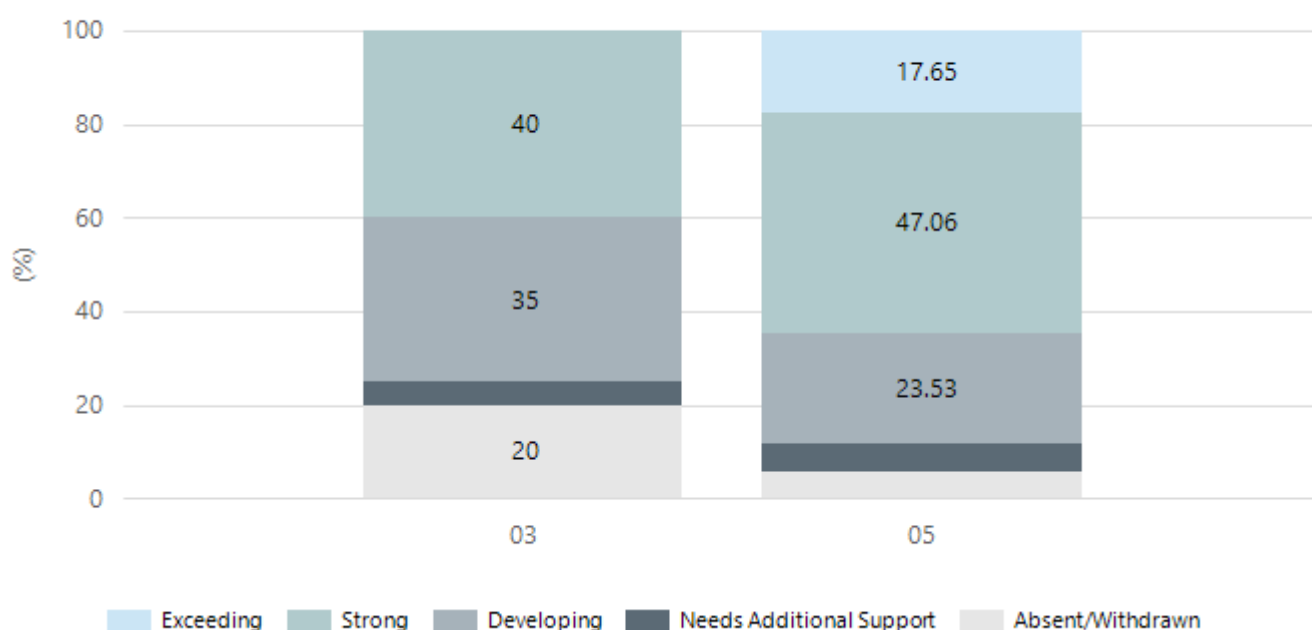
Yahl Primary School caters for students from R-6. At the time of this report, the enrolment in 2023 is 110. Yahl Primary School is classified as Category 4 on the Department for Education Index of Educational Disadvantage. At the time of this report, the school population includes 4% Aboriginal students, 5% students with disabilities, 4% children/young people in care. Further information about the school is available on the school's website (including its context statement), as well as the My School website.

Performance Summary

NAPLAN Proficiency

In 2023, the Australian Curriculum, Assessment and Reporting Authority (ACARA) - a Commonwealth Independent statutory authority - announced changes to NAPLAN performance reporting. This new way of reporting by ACARA that NAPLAN results from 2023 will not be comparable to previous years. The new approach replaces the previous numerical NAPLAN bands and the national minimum standard.

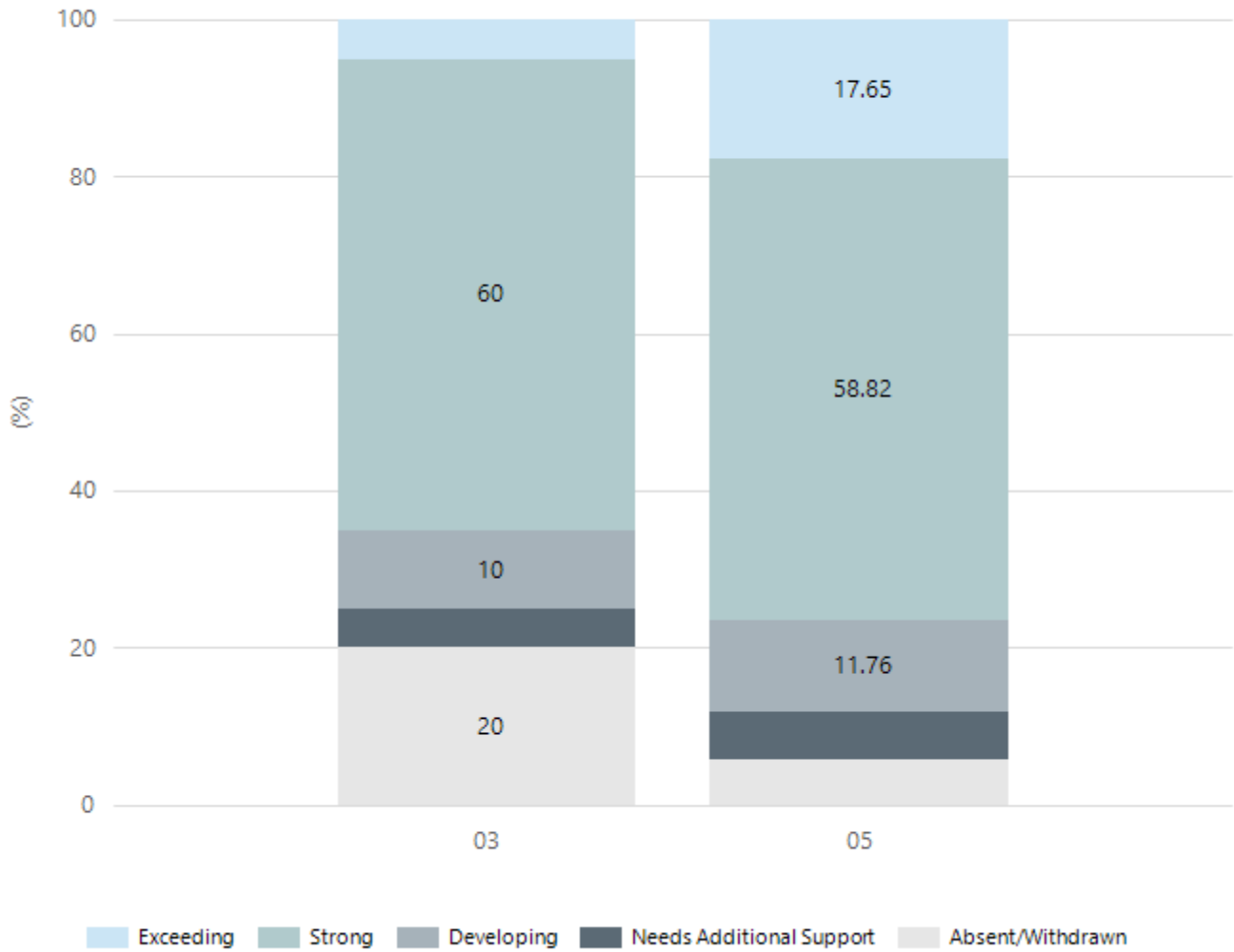
Numeracy



Year Level	03	05
Exceeding		3
Strong	8	8
Developing	7	4
Needs Additional Support	1	1
Absent/Withdrawn	4	1
Total	20	17

Data Source: Department for Education Assessment Data Holdings, 2023. When there are less than six students in a cohort, no data is supplied.

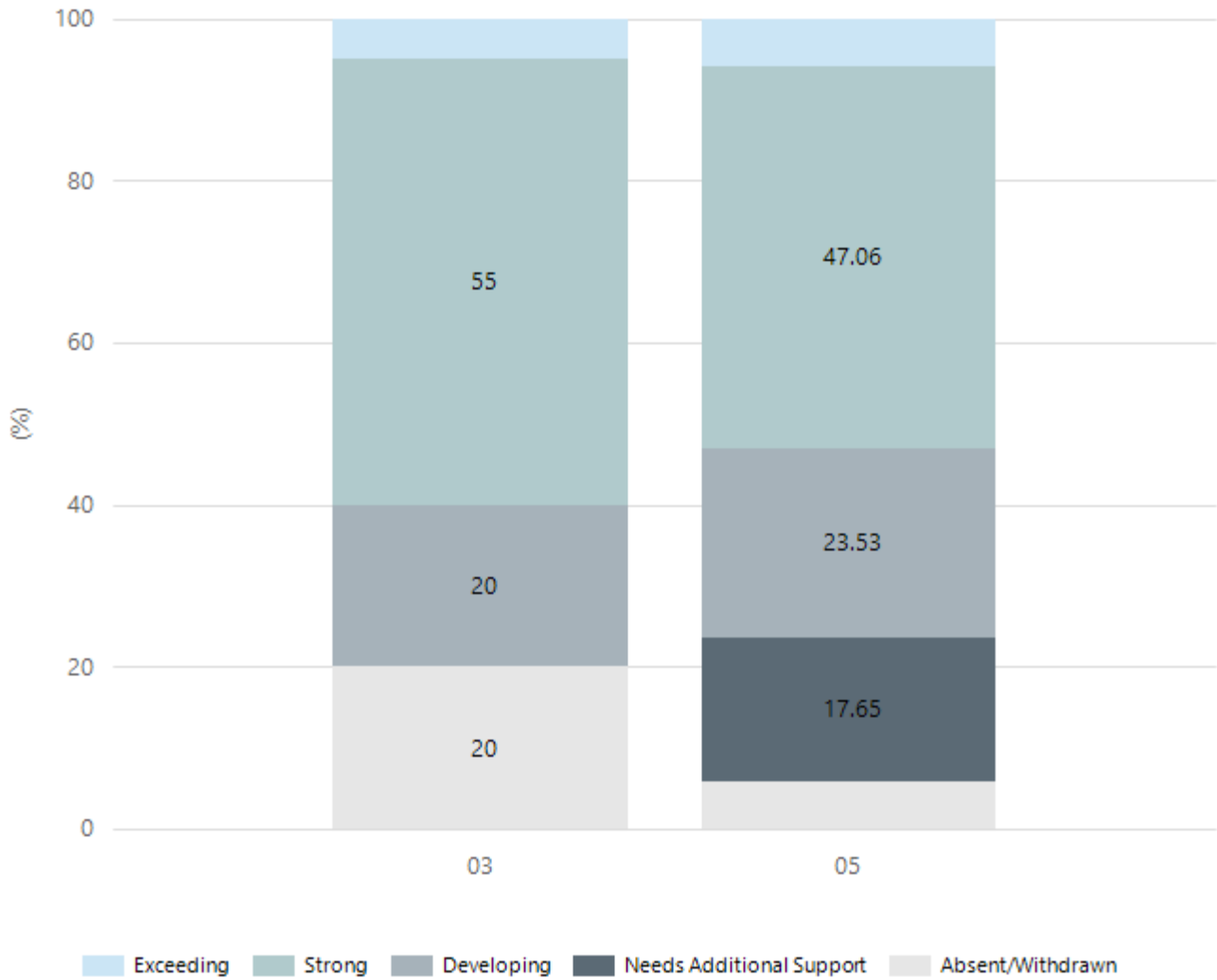
Reading



Year Level	03	05
Exceeding	1	3
Strong	12	10
Developing	2	2
Needs Additional Support	1	1
Absent/Withdrawn	4	1
Total	20	17

Data Source: Department for Education Assessment Data Holdings, 2023. When there are less than six students in a cohort, no data is supplied.

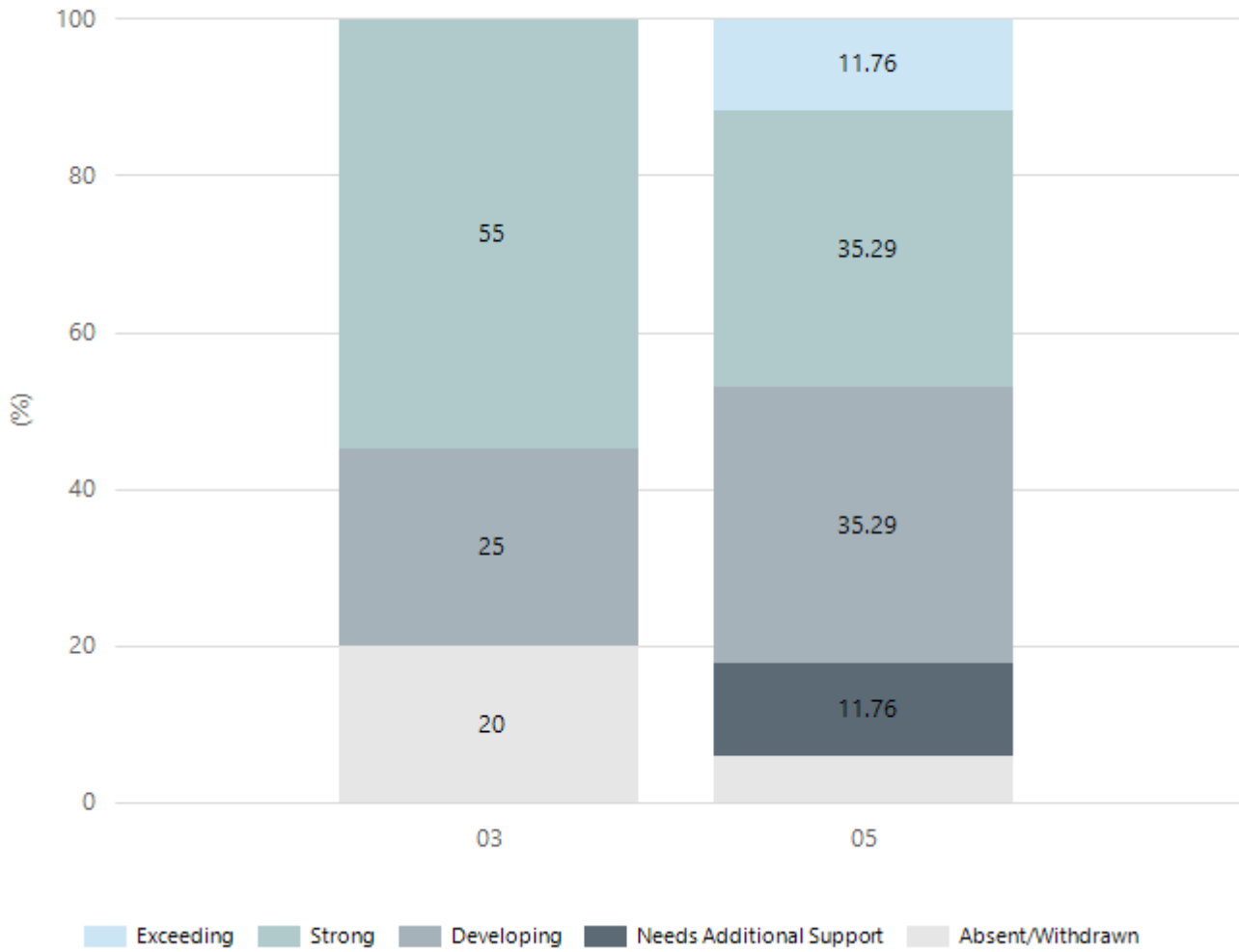
Writing



Year Level	03	05
Exceeding	1	1
Strong	11	8
Developing	4	4
Needs Additional Support		3
Absent/Withdrawn	4	1
Total	20	17

Data Source: Department for Education Assessment Data Holdings, 2023. When there are less than six students in a cohort, no data is supplied.

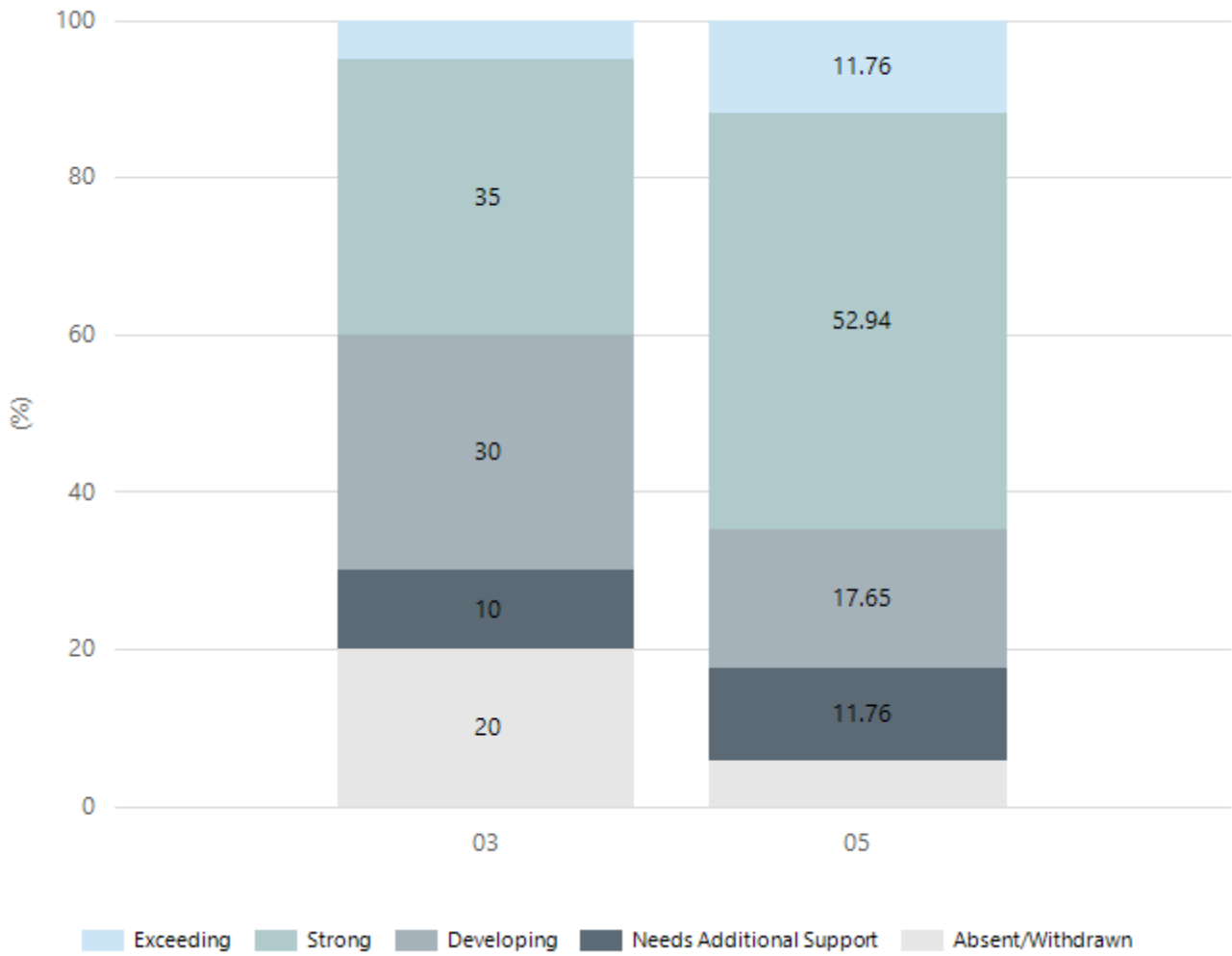
Grammar



Year Level	03	05
Exceeding		2
Strong	11	6
Developing	5	6
Needs Additional Support		2
Absent/Withdrawn	4	1
Total	20	17

Data Source: Department for Education Assessment Data Holdings, 2023. When there are less than six students in a cohort, no data is supplied.

Spelling



Year Level	03	05
Exceeding	1	2
Strong	7	9
Developing	6	3
Needs Additional Support	2	2
Absent/Withdrawn	4	1
Total	20	17

Data Source: Department for Education Assessment Data Holdings, 2023. When there are less than six students in a cohort, no data is supplied.

School Attendance

Year Level	2021	2022	2023
Reception	87.6%	84.3%	90.3%
Year 01	89.4%	84.7%	89.3%
Year 02	94.2%	87.4%	90.7%
Year 03	94.4%	91.6%	91.7%
Year 04	94.6%	86.9%	87.5%
Year 05	91.5%	86.4%	89.7%
Year 06	91.3%	86.5%	83.9%
Year 07	88.3%		
Primary Other			90.0%
Total	91.6%	87.2%	89.1%

Data Source: Department for Education Attendance Data, Semester 1 Report 2023. A blank cell indicates there were no students enrolled. 'Primary Other' includes students enrolled in specialised education options. 'Secondary Other' includes students who have already spent a year at Year 12 and elected to undertake further study at Year 12.

Attendance Comment

In South Australia, all children and young people must be in school from 6 years to 16 years old. They must attend a government or non-government school full time. From age 16 to 17 however, young people must attend school or an approved learning program (such as an apprenticeship, traineeship, accredited course or university). Schools and parents must encourage and support students to come to school every day. Parents and caregivers must make sure their child is enrolled in a school, and attends school all day and everyday it is open, unless a child is sick or has an approved exemption. Teachers and leaders actively follow up when a student misses school, including recording all absences and non-attendance. All schools in South Australia have local attendance procedures governed under the Education and Children's Services Regulations 2020.

Chairperson Report for Governing Council

The year began with Swimming lessons resuming for the first time in a few years, with the opening of the Wulanda Centre.

Students were thrilled to be participating in these sessions, with some being their first time. The weather was less than friendly for swimming however.

Our junior students also enjoyed another round of swimming lessons at the end of the year as well to compensate for missed lessons during Covid.

Several students competed in SAPSASA Athletics and then later in the same week the whole school took part in District Sports Day. We placed 4th as a school and there were some outstanding individual results in both events.

Harmony Week was celebrated with a whole school excursion to the Valley Lakes wildlife park. The children had to find painted rocks with harmony-based words painted on them.

The Governing Council invited local MP Troy Bell out to visit the school to highlight our future plans and some of the facilities issues we were facing.

Through Troy advocating for the school, we were fortunate to receive a visit from Education Minister Blair Boyer late in Term 1. Mr. Boyer was very approachable and listened to absolutely everything we had to say.

In Term 2 the State Government announced the school had been allocated 3 million dollars for classroom upgrades. Finally after many years of campaigning we had been heard and everyone was very excited to hear the news. We should see planning commence in the new year.

On the final day of Term 1 the annual Buddy Picnic was held with the Colour Run commencing afterwards. This was a great way to finish off the term and also another successful event, raising over 5000 dollars.

The Yr6's enjoyed their camp to Victor Harbor and Adelaide and this was a highlight of the year for many students.

The Yr 3/4/5 camp returned this year to Halls Gap and the Yelp team attended Camp in Naracoorte.

The Yelp team have developed a book about caring for the local environment, which they have written and illustrated. They were fortunate to receive a grant to have it published. The book was officially launched at the YELP Expo at Robe, it is an excellent achievement and we are very proud of their efforts.

We had the Open Access Japanese teachers visit throughout the year sharing special cooking and activities with the children. The 5/6 class had a zoom call with students from school in Japan, both classes took part in communicating in their learnt languages.

We celebrated Reconciliation Week with children learning about several local indigenous areas across the region.

Some of the other events we participated in were Bullying No Way Day, RUOK Day, Crazy Hair Day, Footsteps Dance, cricket sessions, volleyball & tennis carnivals and Yahl's got Talent just to name a few.

The Bookweek parade saw many colourful and creative costumes to the theme of Read Grow Inspire.

This year's Naidoc theme was 'For our elders' and the students invited their grandparents and special people to the school for a special lunch.

Our Choir students put their talent on display performing in the South East Festival of Music, It was a great night and well done to everyone involved.

The whole school visited Pt MacDonnell for a picnic lunch and to explore the section of beach we have been allocated as part of a SA Water Grant. We will work with Uncle Ken to develop and improve this area next year.

Sports Day was a great success with Harford reclaiming the championship again. We were lucky to have good weather and great support from Mount High and Grant high students to help the day run smoothly.

We celebrated our year 6's last week with a Graduation Ceremony at the RSL. They all did a great job presenting their speeches and are a credit to the school. We wish them all the best with their transition to high school.

I would like to thank all our wonderful school staff and volunteers for their effort this year. They always go above and beyond for the school.

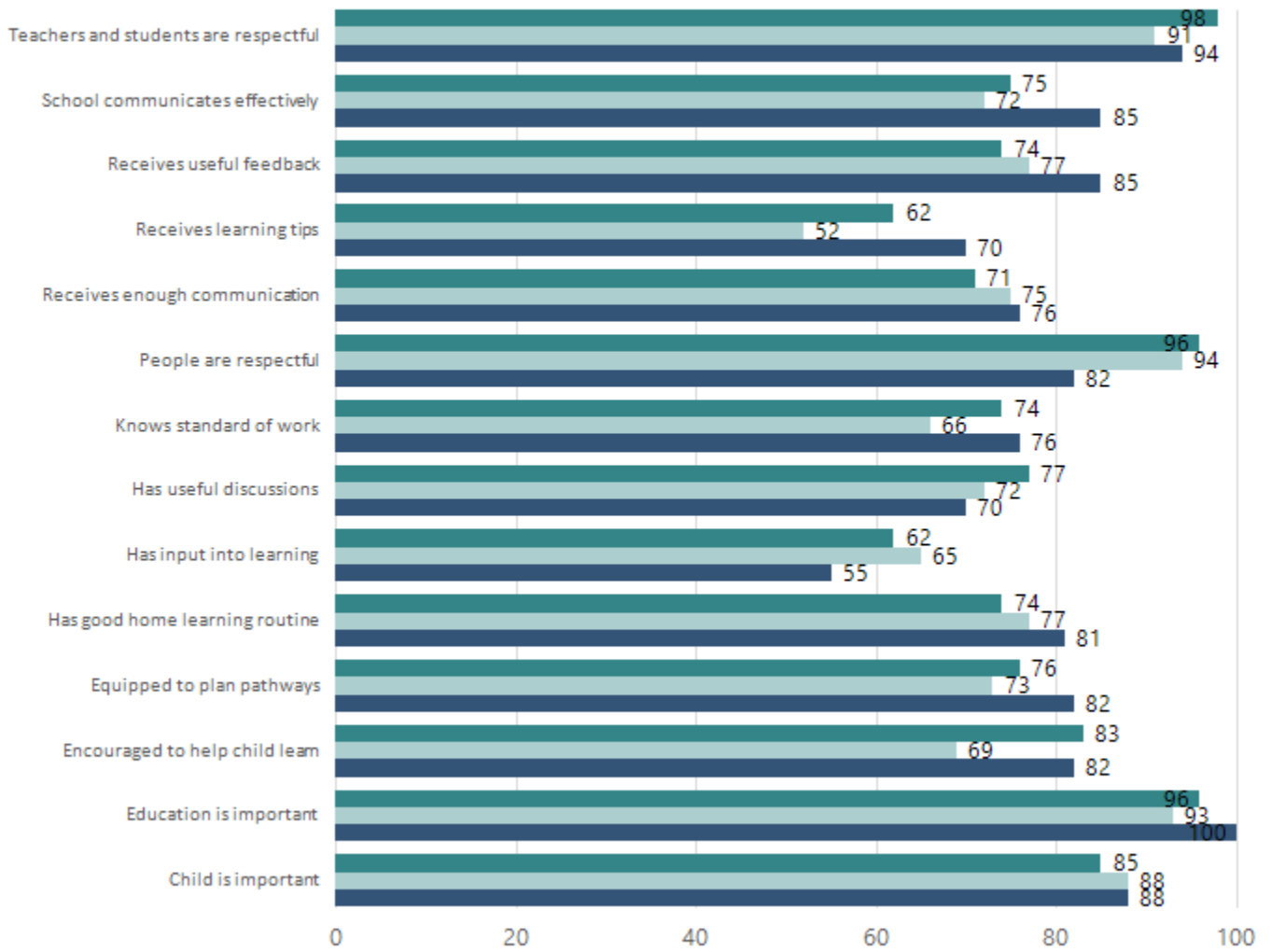
I would also like to acknowledge and thank all the Governing Council committee members for their support this year. Special mention to our secretary and treasurer Monique & Donna for the additional support throughout the year.

Finally I would like to farewell the families and teachers leaving the school this year and wish everyone a safe holiday.

Parent Opinion Survey Results

Proportion of agree/strongly agree response(%)

2021 2022 2023



Data Source: 2023 Department for Education Parent Opinions Survey, Term 3 2023.

Intended Destination

Leave Reason	Number	%
NG - ATTENDING NON-GOV SCHOOL IN SA	1	20.0%
TG - TRANSFERRED TO SA GOVERNMENT SCHOOL	3	60.0%
VI - LEFT SA FOR VIC	1	20.0%

Data Source: Department for Education Destination Data Report, 2023. Data extract term 3 2023. Data shows recorded destinations for students that left the school in the previous year. Data is uploaded by schools in term 3 and may not reflect final or total figures at time of report creation.

Highest Qualifications held by the teaching workforce and workforce composition

All teachers at this school are qualified and registered with the SA Teachers Registration Board.

Qualification Level	Number of Qualifications
Bachelor's degrees or Diplomas	8
Postgraduate Qualifications	2

Data Source: Data extracted from Mandatory Workforce Information Collections as on the last pay date of June 2023. As self-reported by staff in the system.

Please note: Data includes staff who are Actively employed and on extended paid leave. Please note only the highest qualification of the Teaching staff is reported. Excludes any number of other certifications earned.

Workforce composition including indigenous staff

	Teaching Staff		Non-Teaching Staff	
	Indigenous	Non-Indigenous	Indigenous	Non-Indigenous
Full-Time Equivalent	0.0	9.0	0.0	3.2
Persons	0.0	11.0	0.0	6.0

Data Source: Data extracted from Mandatory Workforce Information Collection as on the last pay date of June 2023.

Please note: Data includes staff who are actively employed and on extended paid leave. "Indigenous category" is self-reported by staff in the system.

Financial Statement

Funding Source	Amount
Grants: State	1475,5798.94
Grants: Commonwealth	21,500
Parent Contributions	80,387.26
Fund Raising	12,557.95
Other	24,494.97

Data Source: School supplied data.