



2024 annual report to the Community

Memorial Oval Primary School

Memorial Oval Primary School number: 479

Partnership: Whyalla



School principal:

Emma Castle

Date of endorsement:

29/01/2025



Government
of South Australia
Department for Education

Context Statement

Memorial Oval Primary School caters for students from R-6. At the time of this report, the enrolment in 2024 is 237. Memorial Oval Primary School is classified as Category 3 on the Department for Education Index of Educational Disadvantage. At the time of this report, the school population includes 12% Aboriginal students, 9% students with disabilities, 1% children/young people in care. Further information about the school is available on the school's website (including its context statement), as well as the My School website.

Data Source: Department for Education data holdings from Mid census captured in AUGUST 2024.

Governing Council Report

The Governing Council of Memorial Oval Primary School has focused on the growth and sustainability of our school's canteen and OSHC services this year.

We are grateful to our Canteen Manager, Sue Croft, for her dedication in meticulously monitoring both the canteen's financial performance and its ability to provide a high-quality service for our students. Her ongoing commitment ensures that the canteen continues to meet the needs of our school community.

Our OSHC Director, Rachel Hopkins, has provided us with insightful reports twice each term, detailing the programs and student engagement within the service. We are thrilled by the positive response from both our school and the wider community, and we eagerly anticipate the continued success and growth of the OSHC program in 2025.

We will continue to review and assess the reports on both the canteen and OSHC services throughout the coming year to ensure their continued improvement.

Over the past two years, we have been proud of the school's investment in facilities. The enhancement of our classrooms and grounds has significantly improved the school environment, and we are excited to see how these upgrades have positively impacted our students' experiences. Additionally, we were delighted to witness the installation of the seating funded by the grant won by Karen Iversen and the success of the School Colour Run fundraiser, which now adds to the comfort and functionality of the playground.

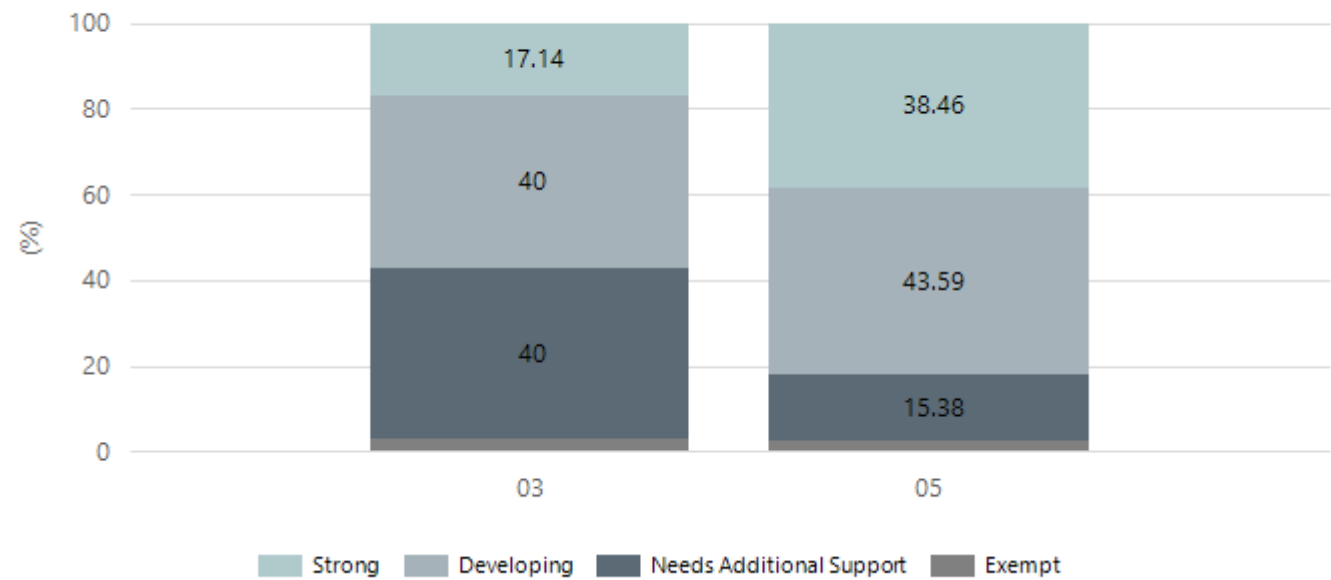
Looking ahead, we are excited to continue working together to further enhance the experience for both students and the wider school community in 2025 and beyond.

Performance Summary

NAPLAN Proficiency

In 2023 the Australian Curriculum, Assessment and Reporting Authority (ACARA) - a Commonwealth Independent statutory authority - announced changes to NAPLAN performance reporting. The new approach replaces the previous numerical NAPLAN bands and the national minimum standard.

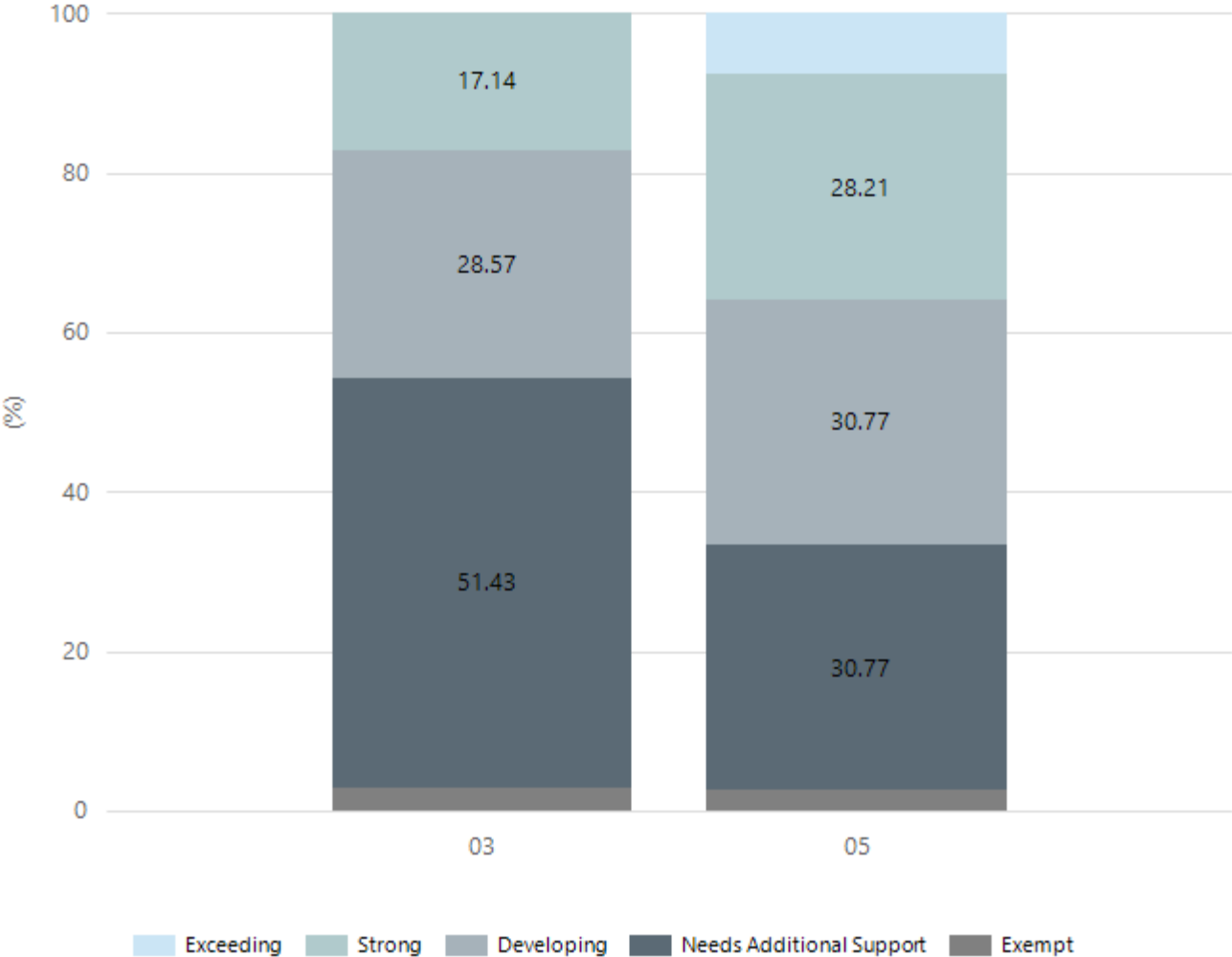
Numeracy



Year Level	03	05
Strong	6	15
Developing	14	17
Needs Additional Support	14	6
Exempt	1	1
Total	35	39

Data Source: Department for Education Assessment Data Holdings, 2024. If there are less than 6 students who sat NAPLAN in a school, no information will be shown. If a year level has less than 6 students, that year level will not be shown in NAPLAN results.

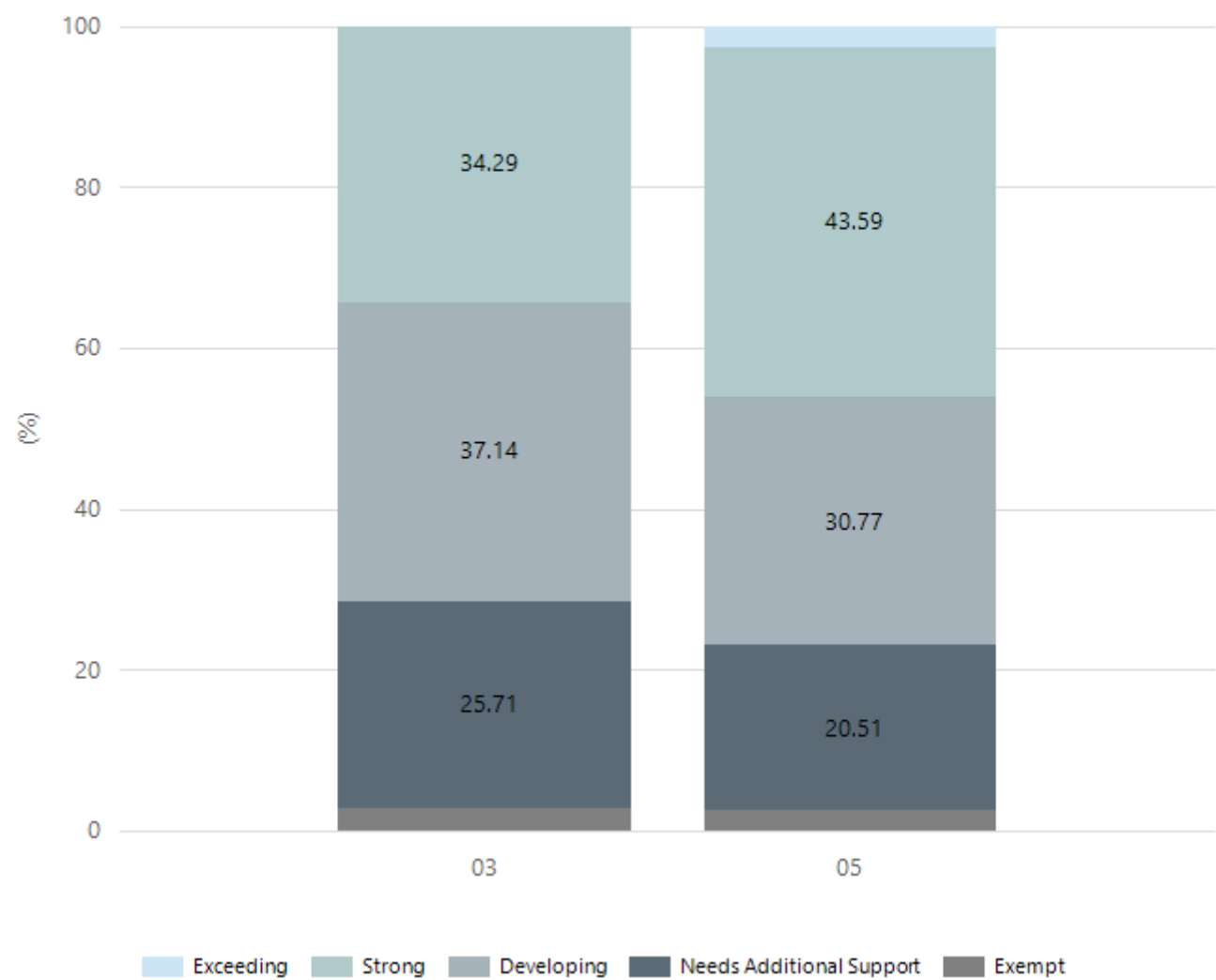
Reading



Year Level	03	05
Exceeding		3
Strong	6	11
Developing	10	12
Needs Additional Support	18	12
Exempt	1	1
Total	35	39

Data Source: Department for Education Assessment Data Holdings, 2024. If there are less than 6 students who sat NAPLAN in a school, no information will be shown. If a year level has less than 6 students, that year level will not be shown in NAPLAN results.

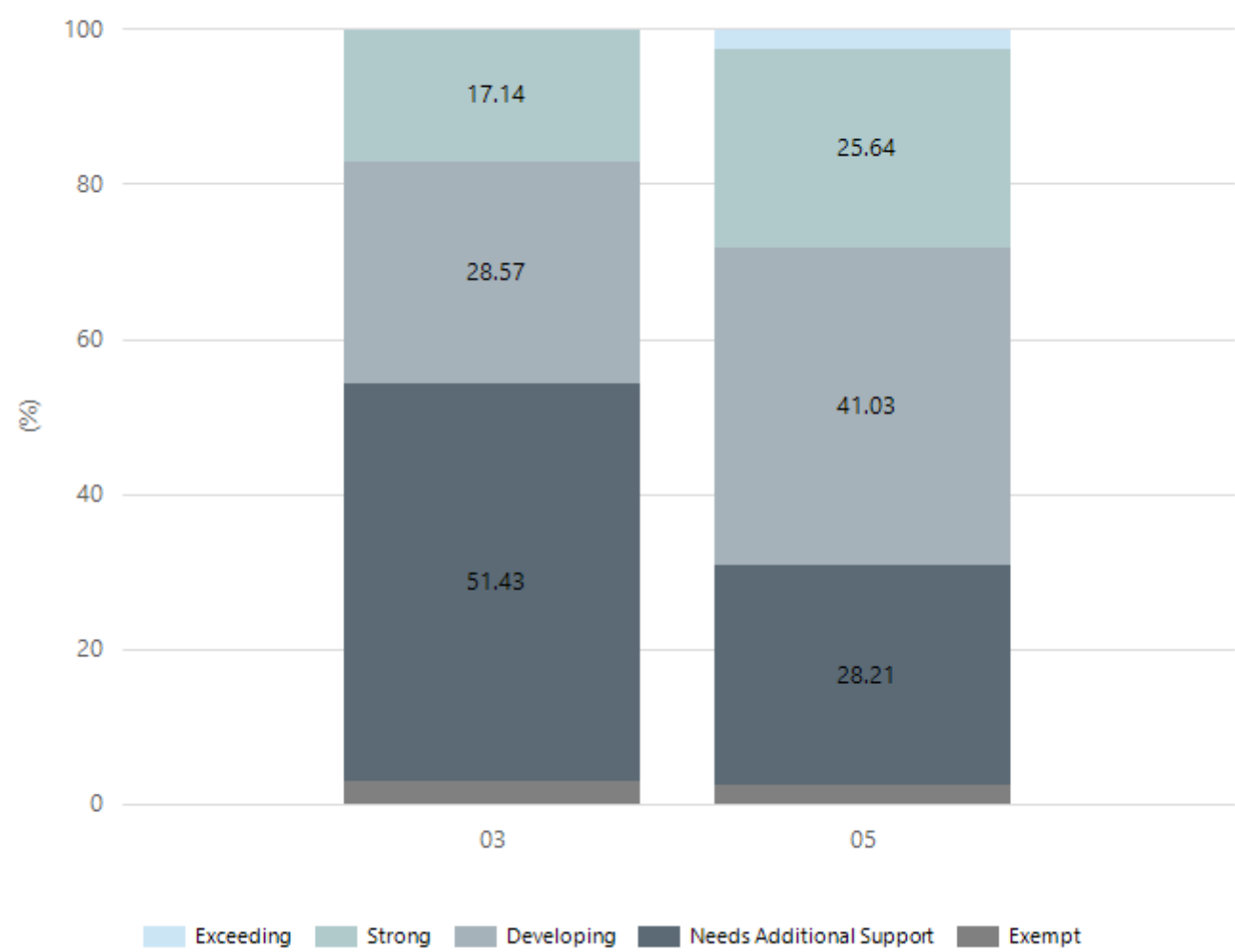
Writing



Year Level	03	05
Exceeding		1
Strong	12	17
Developing	13	12
Needs Additional Support	9	8
Exempt	1	1
Total	35	39

Data Source: Department for Education Assessment Data Holdings, 2024. If there are less than 6 students who sat NAPLAN in a school, no information will be shown. If a year level has less than 6 students, that year level will not be shown in NAPLAN results.

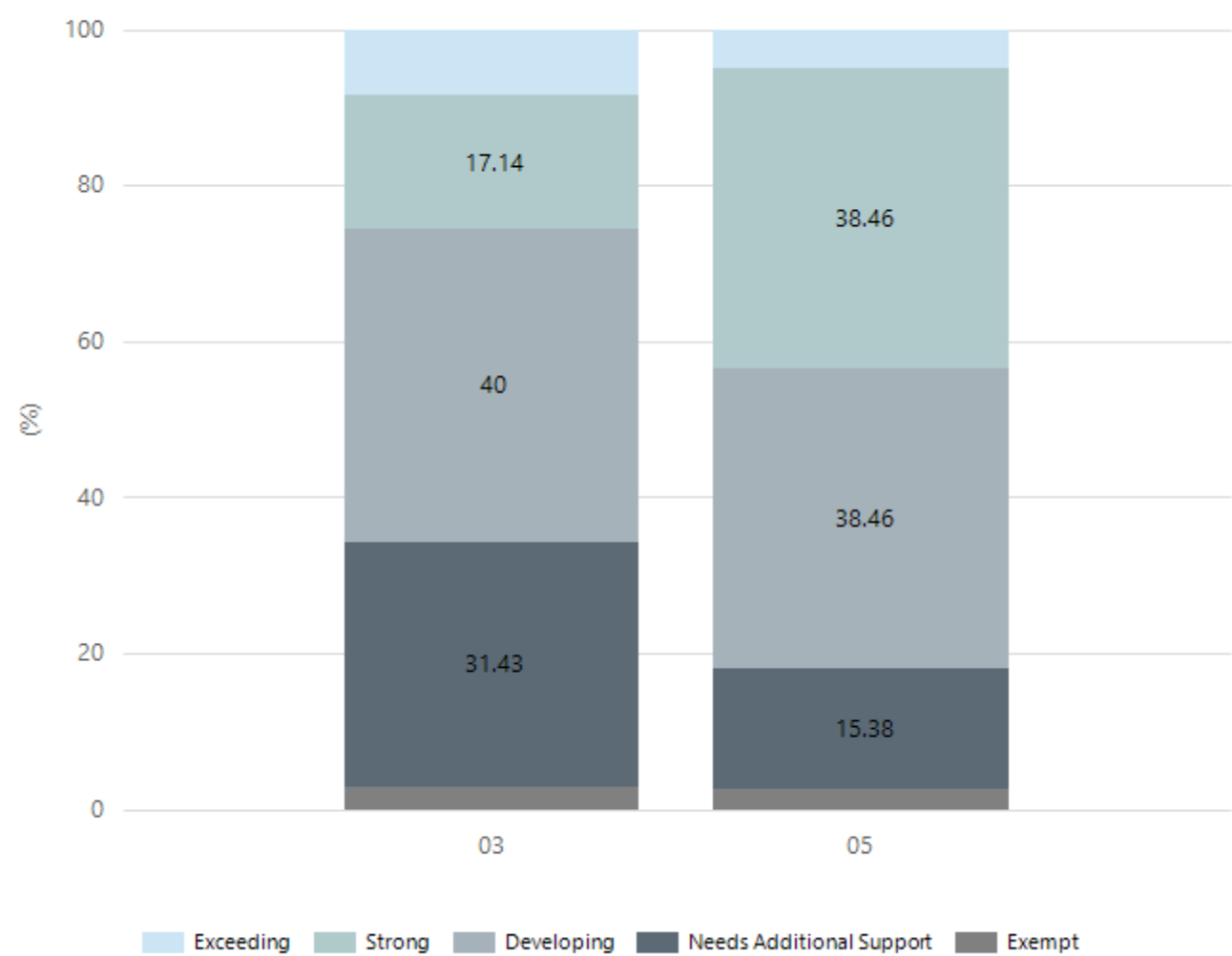
Grammar



Year Level	03	05
Exceeding		1
Strong	6	10
Developing	10	16
Needs Additional Support	18	11
Exempt	1	1
Total	35	39

Data Source: Department for Education Assessment Data Holdings, 2024. If there are less than 6 students who sat NAPLAN in a school, no information will be shown. If a year level has less than 6 students, that year level will not be shown in NAPLAN results.

Spelling



Year Level	03	05
Exceeding	3	2
Strong	6	15
Developing	14	15
Needs Additional Support	11	6
Exempt	1	1
Total	35	39

Data Source: Department for Education Assessment Data Holdings, 2024. If there are less than 6 students who sat NAPLAN in a school, no information will be shown. If a year level has less than 6 students, that year level will not be shown in NAPLAN results.

School Attendance

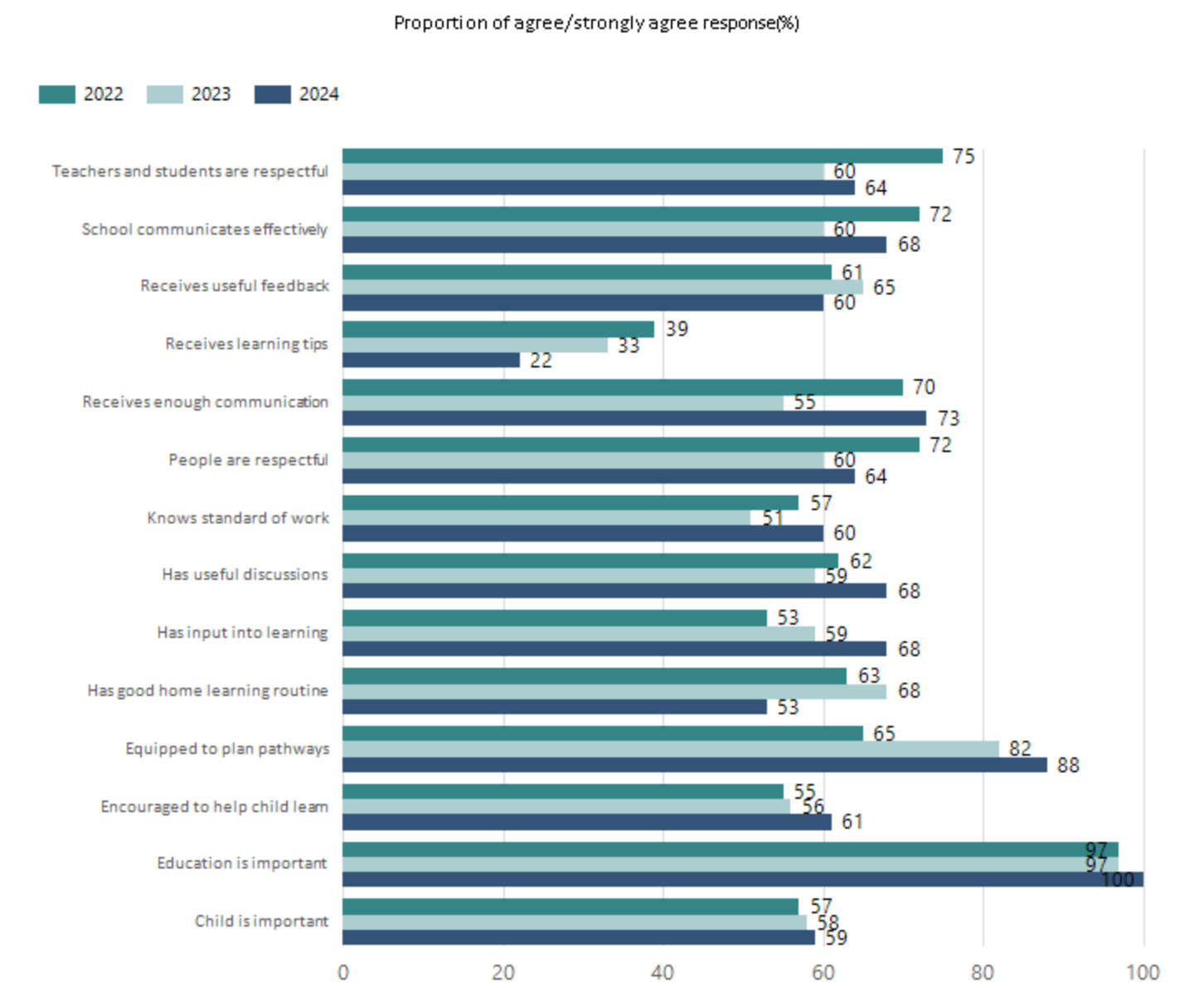
Year Level	2022	2023	2024
Reception	84.1%	91.5%	92.1%
Year 01	82.2%	87.1%	91.0%
Year 02	83.0%	86.9%	88.8%
Year 03	82.1%	89.2%	88.3%
Year 04	82.5%	86.2%	91.5%
Year 05	84.0%	84.9%	85.6%
Year 06	87.9%	84.3%	86.8%
Primary Other			93.5%
Total	83.6%	86.8%	88.8%

Data Source: Department for Education Attendance Data, Semester 1 Report 2024. A blank cell indicates there we no students enrolled. 'Primary Other' includes students enrolled in specialised education options. 'Secondary Other' includes students who have already spent a year at Year 12 and elected to undertake further study at Year 12.

Attendance Comment

In South Australia, all children and young people must be in school from 6 years to 16 years old. They must attend a government or non-government school full time. From age 16 to 17 however, young people must attend school or an approved learning program (such as an apprenticeship, traineeship, accredited course or university). Schools and parents must encourage and support students to come to school every day. Parents and caregivers must make sure their child is enrolled in a school, and attends school all day and everyday it is open, unless a child is sick or has an approved exemption. Teachers and leaders actively follow up when a student misses school, including recording all absences and non-attendance. All schools in South Australia have local attendance procedures governed under the Education and Children's Services Regulations 2020.

School Parent Opinion Survey Results



Data Source: 2024 Department for Education Parent Opinions Survey, Term 3 2024.

Intended Destination

Leave Reason	Number	%
EX - EXEMPTION	2	6.0%
IS - INTERSTATE	4	13.0%
NG - ATTENDING NON-GOV SCHOOL IN SA	3	10.0%
OV - LEFT SA FOR OVERSEAS	2	6.0%
TG - TRANSFERRED TO SA GOVERNMENT SCHOOL	16	52.0%
U - UNKNOWN	4	13.0%

Data Source: Department for Education Destination Data Report, 2024. Data extract term 3 2024. Data shows recorded destinations for students that left the school in the previous year. Data is uploaded by schools in term 3 and may not reflect final or total figures at time of report creation.

Highest Qualifications held by the teaching workforce and workforce composition

All teachers at this school are qualified and registered with the SA Teachers Registration Board.

Qualification Level	Number of Qualifications
Bachelor's degrees or Diplomas	12
Postgraduate Qualifications	5

Data Source: Data extracted from Mandatory Workforce Information Collections as on the last pay date of June 2024. As self-reported by staff in the system.

Please note: Data includes staff who are Actively employed and on extended paid leave. Please note only the highest qualification of the Teaching staff is reported. Excludes any number of other certifications earned.

Workforce composition including indigenous staff

	Teaching Staff		Non-Teaching Staff	
	Indigenous	Non-Indigenous	Indigenous	Non-Indigenous
Full-Time Equivalents	1.0	18.4	0.9	7.9
Persons	1.0	19.0	1.0	12.0

Data Source: Data extracted from Mandatory Workforce Information Collection as on the last pay date of June 2024.

Please note: Data includes staff who are actively employed and on extended paid leave. "Indigenous category" is self-reported by staff in the system.

Financial Statement

Funding Source	Amount
Grants: State	4650
Grants: Commonwealth	-
Parent Contributions	50249
Fund Raising	655
Other	-

Data Source: School supplied data.