

2023 annual report to the Community

# Tanunda Primary School & Disability Unit

Tanunda Primary School number: 427

Partnership: Barossa Valley



School principal:

Kenneth Randall

*K Randall* Signature

Date of endorsement:

20/03/2024



# Context Statement

Tanunda Primary School caters for students from R-6. At the time of this report, the enrolment in 2023 is 404. Tanunda Primary School is classified as Category 6 on the Department for Education Index of Educational Disadvantage. At the time of this report, the school population includes 3% Aboriginal students, 12% students with disabilities, 1% students with English as an additional language or dialect (EALD) funded background, 4% children/young people in care. Further information about the school is available on the school's website (including its context statement), as well as the My School website.

## Governing Council Report

Dear Tanunda Primary School and Disability Unit Community,

The year started off on a positive note by introducing a new Student Leadership model which consisted of 2 leaders in year 6 in each category of Inclusivity, Community, Environment and Activity leaders. We also introduced SRC Leaders with 2 students from each class from year 1-6.

We also had our External School review in February, with many positives about how the school operates and the high levels of commitment, cohesion and support for academic achievements and well-being of the students. We had 3 directions recommended to implement going forward. Please refer to the school's website for details. The next external review will be in 2026.

The Disability Unit playground was finally redeveloped. It has been a very long process but it has been worth the wait. The students are loving it, with it helping students to regulate, helping with their social skills and generally having fun.

The next big redevelopment is the courtyard which is set to start next month. So exciting times ahead.

We held our School concert in September themed "Our World". Wow, what an amazing concert! A tremendous effort by all students and staff who should be very proud of themselves for all their hard work putting on a very successful concert.

I would like to thank my fellow Governing council members for their ongoing contribution and support of our school. I look forward to hopefully working with our existing and new members this coming year.

And finally I would like to thank Ken, Nick and the rest of the staff and all the SSO's for the leadership, the hard work, support, encouragement of the students here at the school to achieve their best.

Kerrie Fox

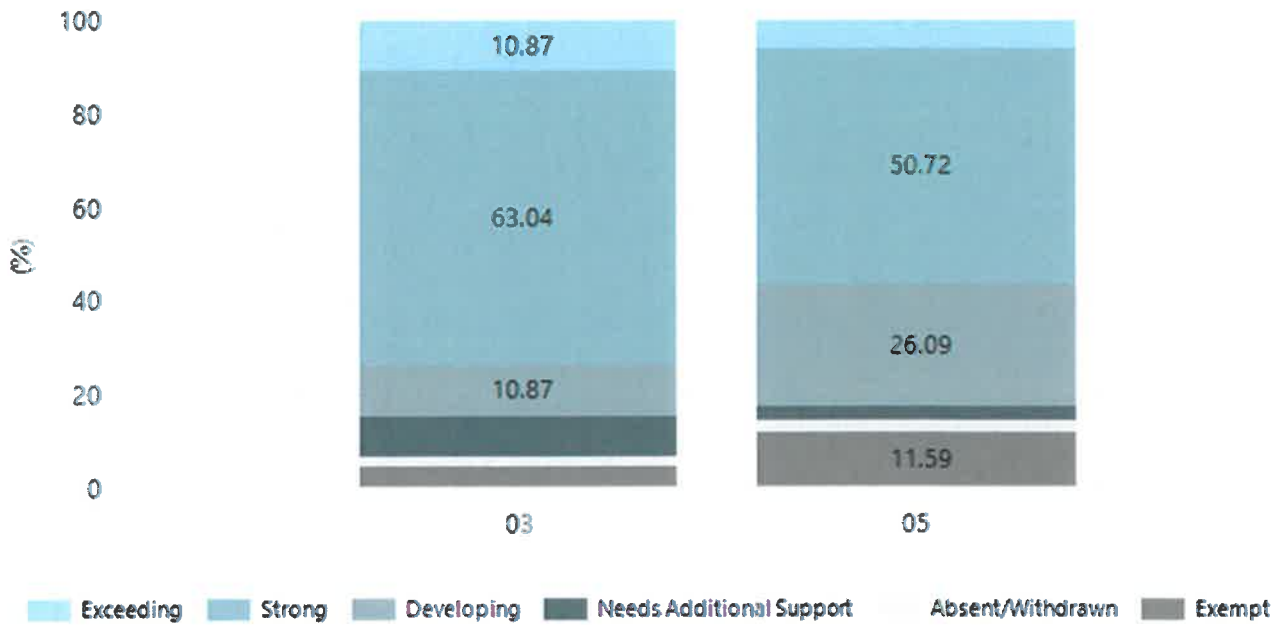
Chairperson

# Performance Summary

## NAPLAN Proficiency

In 2023, the Australian Curriculum, Assessment and Reporting Authority (ACARA) - a Commonwealth Independent statutory authority - announced changes to NAPLAN performance reporting. This new way of reporting by ACARA that NAPLAN results from 2023 will not be comparable to previous years. The new approach replaces the previous numerical NAPLAN bands and the national minimum standard.

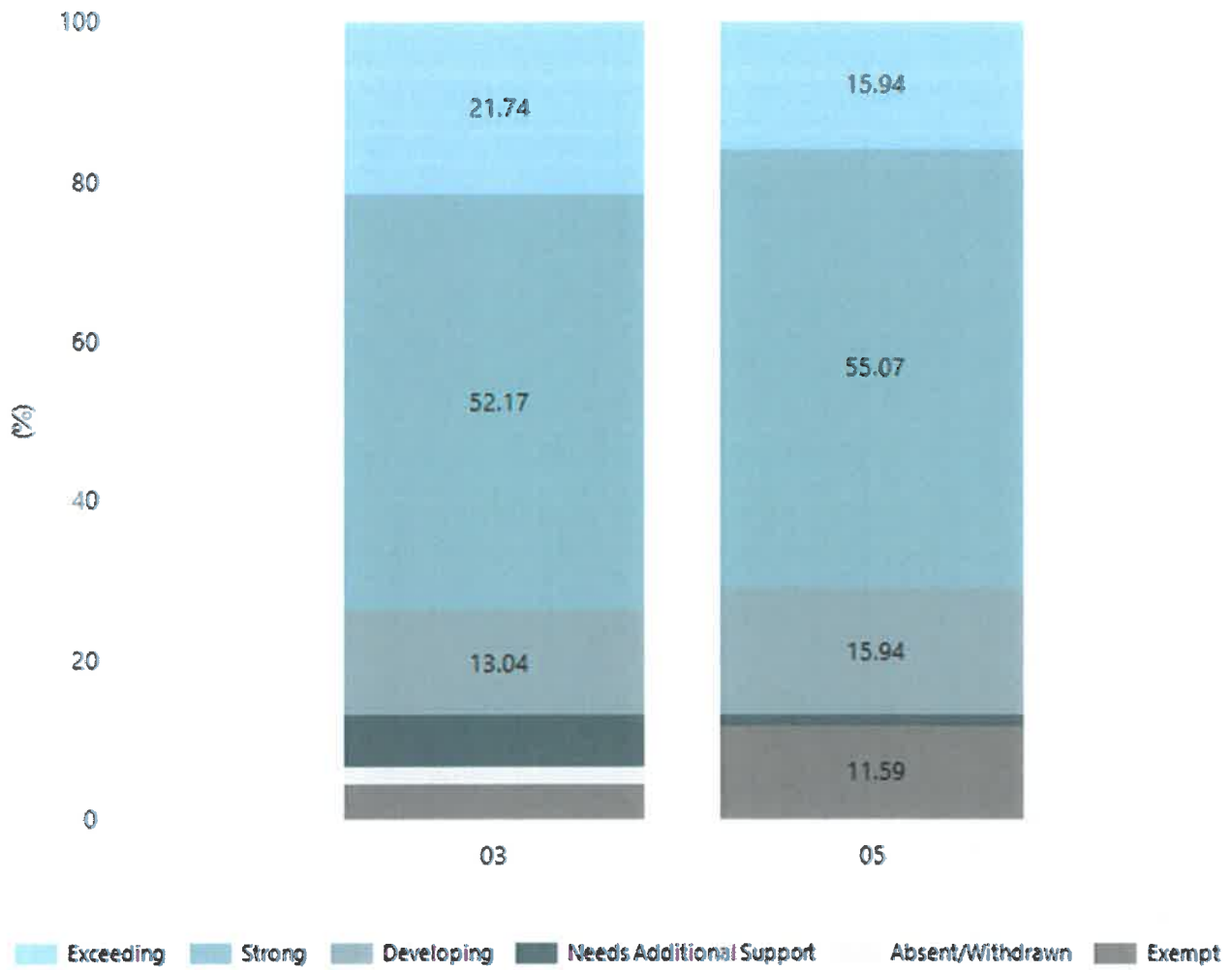
### Numeracy



Year Level	03	05
Exceeding	5	4
Strong	29	35
Developing	5	18
Needs Additional Support	4	2
Absent/Withdrawn	1	2
Exempt	2	8
<b>Total</b>	<b>46</b>	<b>69</b>

Data Source: Department for Education Assessment Data Holdings, 2023. When there are less than six students in a cohort, no data is supplied.

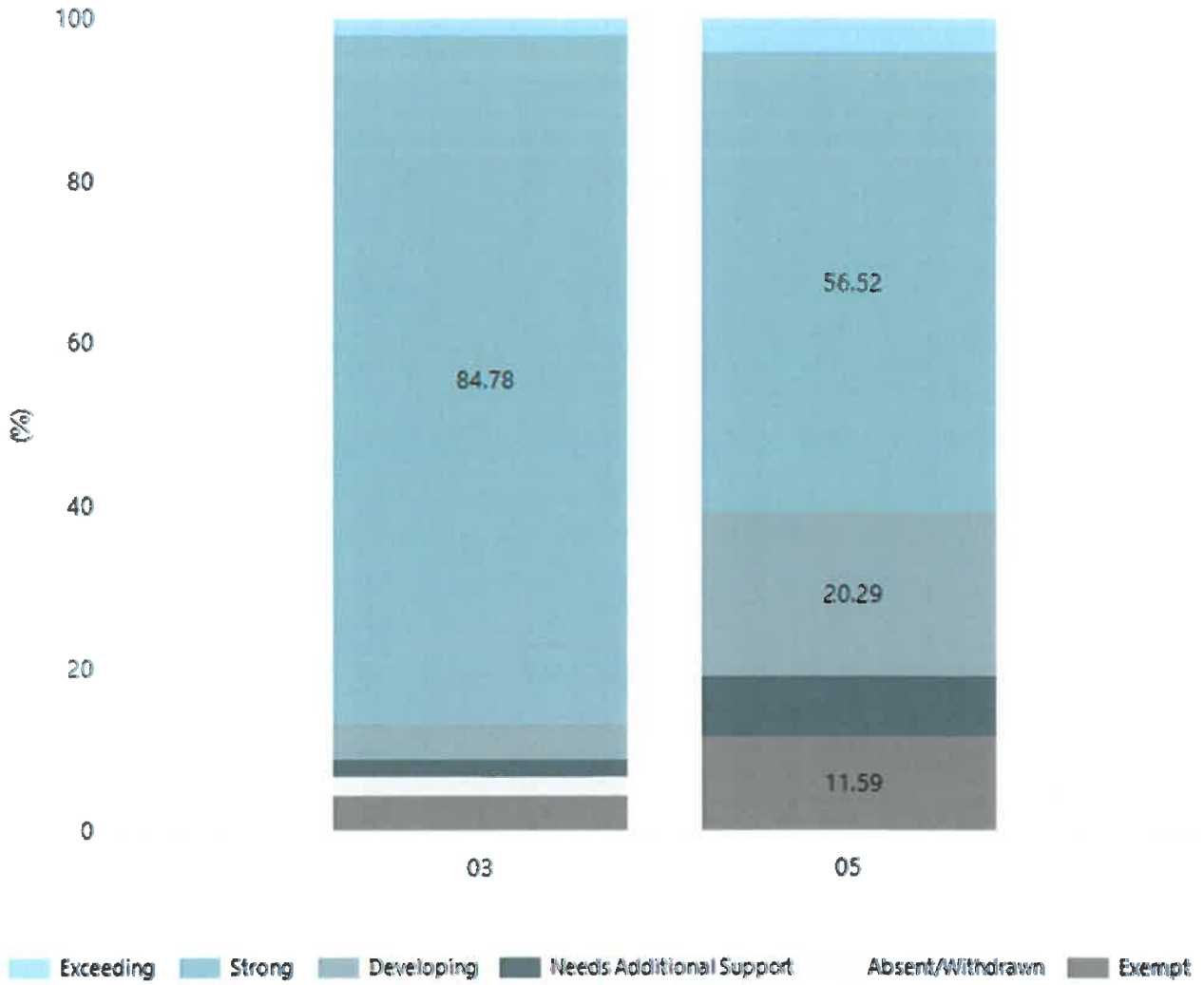
## Reading



Year Level	03	05
Exceeding	10	11
Strong	24	38
Developing	6	11
Needs Additional Support	3	1
Absent/Withdrawn	1	
Exempt	2	8
Total	46	69

Data Source: Department for Education Assessment Data Holdings, 2023. When there are less than six students in a cohort, no data is supplied.

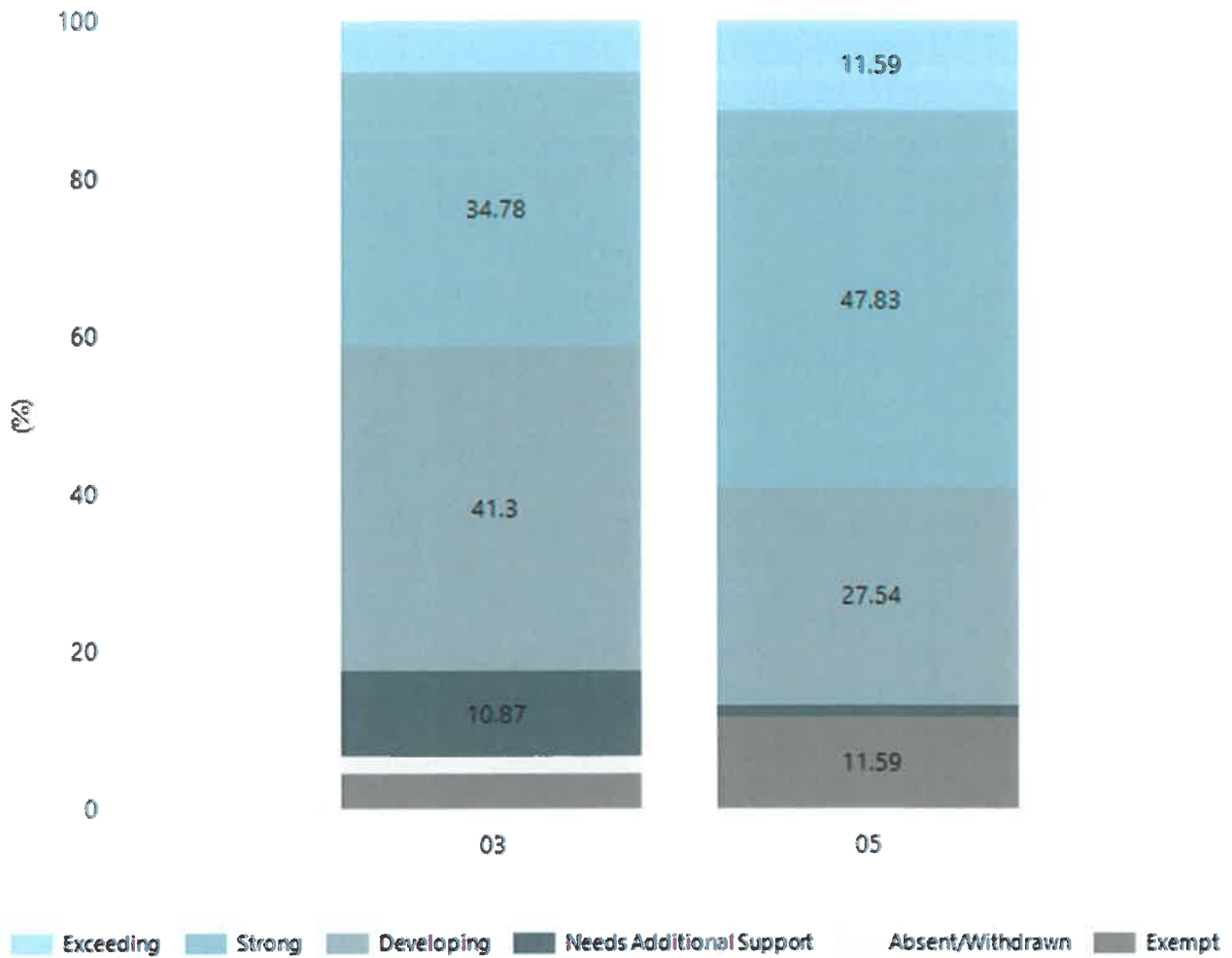
## Writing



Year Level	03	05
Exceeding	1	3
Strong	39	39
Developing	2	14
Needs Additional Support	1	5
Absent/Withdrawn	1	
Exempt	2	8
<b>Total</b>	<b>46</b>	<b>69</b>

Data Source: Department for Education Assessment Data Holdings, 2023. When there are less than six students in a cohort, no data is supplied.

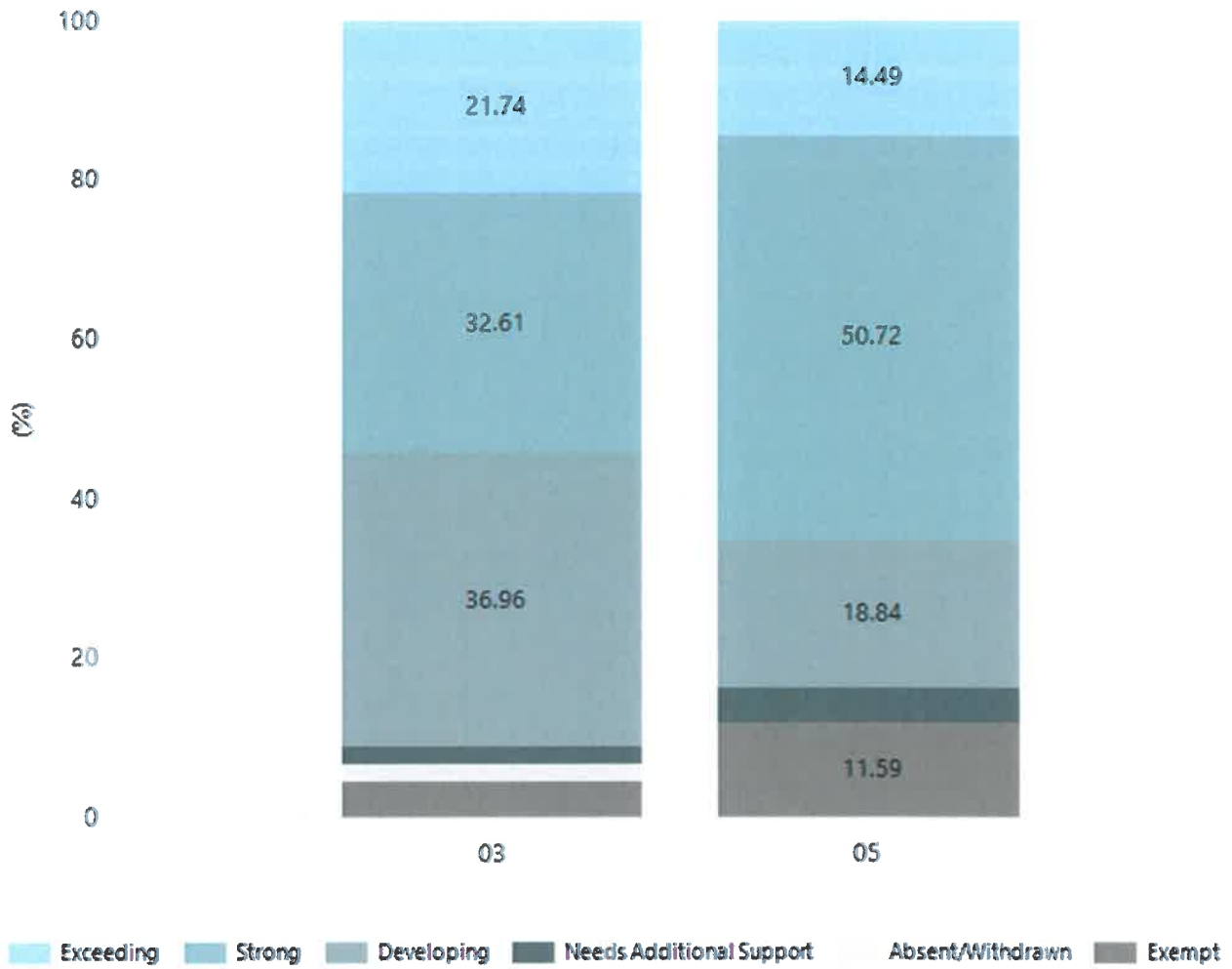
## Grammar



Year Level	03	05
Exceeding	3	8
Strong	16	33
Developing	19	19
Needs Additional Support	5	1
Absent/Withdrawn	1	
Exempt	2	8
Total	46	69

Data Source: Department for Education Assessment Data Holdings, 2023. When there are less than six students in a cohort, no data is supplied.

## Spelling



Year Level	03	05
Exceeding	10	10
Strong	15	35
Developing	17	13
Needs Additional Support	1	3
Absent/Withdrawn	1	
Exempt	2	8
Total	46	69

Data Source: Department for Education Assessment Data Holdings, 2023. When there are less than six students in a cohort, no data is supplied.

## School Attendance

Year Level	2021	2022	2023
Reception	94.2%	91.5%	92.5%
Year 01	94.1%	88.0%	92.4%
Year 02	94.3%	89.4%	90.7%
Year 03	92.3%	85.6%	92.1%
Year 04	91.3%	87.9%	91.0%
Year 05	92.7%	88.9%	91.5%
Year 06	90.8%	87.3%	87.4%
Year 07	90.9%		
Year 08			
Primary Other	82.5%	77.5%	81.1%
<b>Total</b>	<b>82.3%</b>	<b>87.0%</b>	<b>89.8%</b>

Data Source: Department for Education Attendance Data, Semester 1 Report 2023. A blank cell indicates there were no students enrolled. 'Primary Other' includes students enrolled in specialised education options. 'Secondary Other' includes students who have already spent a year at Year 12 and elected to undertake further study at Year 12.

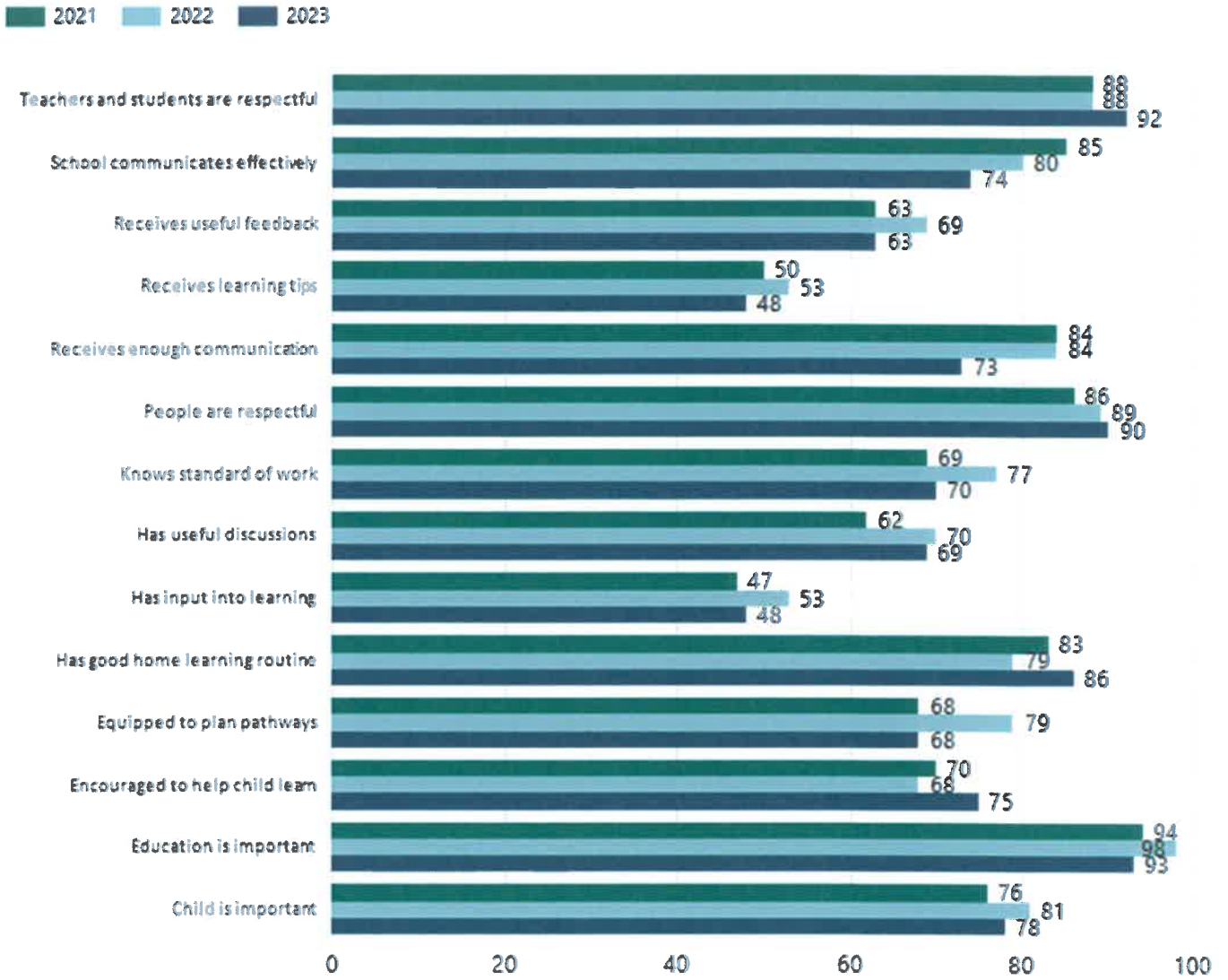
## Attendance Comment

In South Australia, all children and young people must be in school from 6 years to 16 years old. They must attend a government or non-government school full time. From age 16 to 17 however, young people must attend school or an approved learning program (such as an apprenticeship, traineeship, accredited course or university). Schools and parents must encourage and support students to come to school every day. Parents and caregivers must make sure their child is enrolled in a school, and attends school all day and everyday it is open, unless a child is sick or has an approved exemption. Teachers and leaders actively follow up when a student misses school, including recording all absences and non-attendance. All schools in South Australia have local attendance procedures governed under the Education and Children's Services Regulations 2020.



# Parent Opinion Survey Results

Proportion of agree/strongly agree response(%)



Data Source: 2023 Department for Education Parent Opinions Survey, Term 3 2023.

## Intended Destination

Leave Reason	Number	%
NG - ATTENDING NON-GOV SCHOOL IN SA	3	33.0%
TG - TRANSFERRED TO SA GOVERNMENT SCHOOL	5	56.0%
VI - LEFT SA FOR VIC	1	11.0%

Data Source: Department for Education Destination Data Report, 2023. Data extract term 3 2023. Data shows recorded destinations for students that left the school in the previous year. Data is uploaded by schools in term 3 and may not reflect final or total figures at time of report creation.

# Highest Qualifications held by the teaching workforce and workforce composition

All teachers at this school are qualified and registered with the SA Teachers Registration Board.

Qualification Level	Number of Qualifications
Bachelor's degrees or Diplomas	31
Postgraduate Qualifications	4

Data Source: Data extracted from Mandatory Workforce Information Collections as on the last pay date of June 2023. As self-reported by staff in the system.

Please note: Data includes staff who are Actively employed and on extended paid leave. Please note only the highest qualification of the Teaching staff is reported. Excludes any number of other certifications earned.

## Workforce composition including indigenous staff

	Teaching Staff		Non-Teaching Staff	
	Indigenous	Non-Indigenous	Indigenous	Non-Indigenous
Full-Time Equivalents	0.0	29.3	0.0	15.0
Persons	0.0	35.0	0.0	24.0

Data Source: Data extracted from Mandatory Workforce Information Collection as on the last pay date of June 2023.

Please note: Data includes staff who are actively employed and on extended paid leave. "Indigenous category" is self-reported by staff in the system.

## Financial Statement

Funding Source	Amount
Grants: State	\$5350808.60
Grants: Commonwealth	\$24800.00
Parent Contributions	\$127291.16
Fund Raising	\$20458.93
Other	\$47323.86

Data Source: School supplied data.