



2024 annual report to the Community

Suttontown Primary School

Suttontown Primary School number: 422

Partnership: Blue Lake



School principal:

Josephine McBain

Date of endorsement:

12/03/2025



Government
of South Australia
Department for Education

Context Statement

Suttontown Primary School caters for students from R-6. At the time of this report, the enrolment in 2024 is 108. Suttontown Primary School is classified as Category 5 on the Department for Education Index of Educational Disadvantage. At the time of this report, the school population includes 6% Aboriginal students, 5% students with disabilities. Further information about the school is available on the school's website (including its context statement), as well as the My School website.

Data Source: Department for Education data holdings from Mid census captured in AUGUST 2024.

Governing Council Report

GOVERNING COUNCIL REPORT 2024

Welcome to 2025 Everyone.

On behalf of the Governing Council I hope you all had wonderful Christmas and New Year breaks. I would like to take the chance to welcome new and existing families to Suttontown for what will hopefully be fun filled year for the school.

On reflection of 2024, we had some amazing highlights for the year. The year 6's for the first time attended the small schools camp, allowing them to create new friendships and bonds as they head to high school. Academically we had a number of successes, including sciences, Japanese, choir, T-Ball on Friday nights, Book Week, as well as Sports Day. With Collins being the eventual winner, well done to all students on a well spirited and contested day.

With that in mind, it is with a touch of sadness we bid farewell not only the Year 6's who are spreading their wings and moving to high school. We wish them all the best and hope for many years of success in their chosen fields.

Sadly, we also saw the passing of one of our valued members of staff, Kathy Ferguson. An extremely kind and caring lady who will be sorely missed but the entire school community, with students planting a memorial for her.

Look forward to seeing you all in 2025.

Scott Montgomery


Governing Council Chairperson

Performance Summary

NAPLAN Proficiency

In 2023 the Australian Curriculum, Assessment and Reporting Authority (ACARA) - a Commonwealth Independent statutory authority - announced changes to NAPLAN performance reporting. The new approach replaces the previous numerical NAPLAN bands and the national minimum standard.

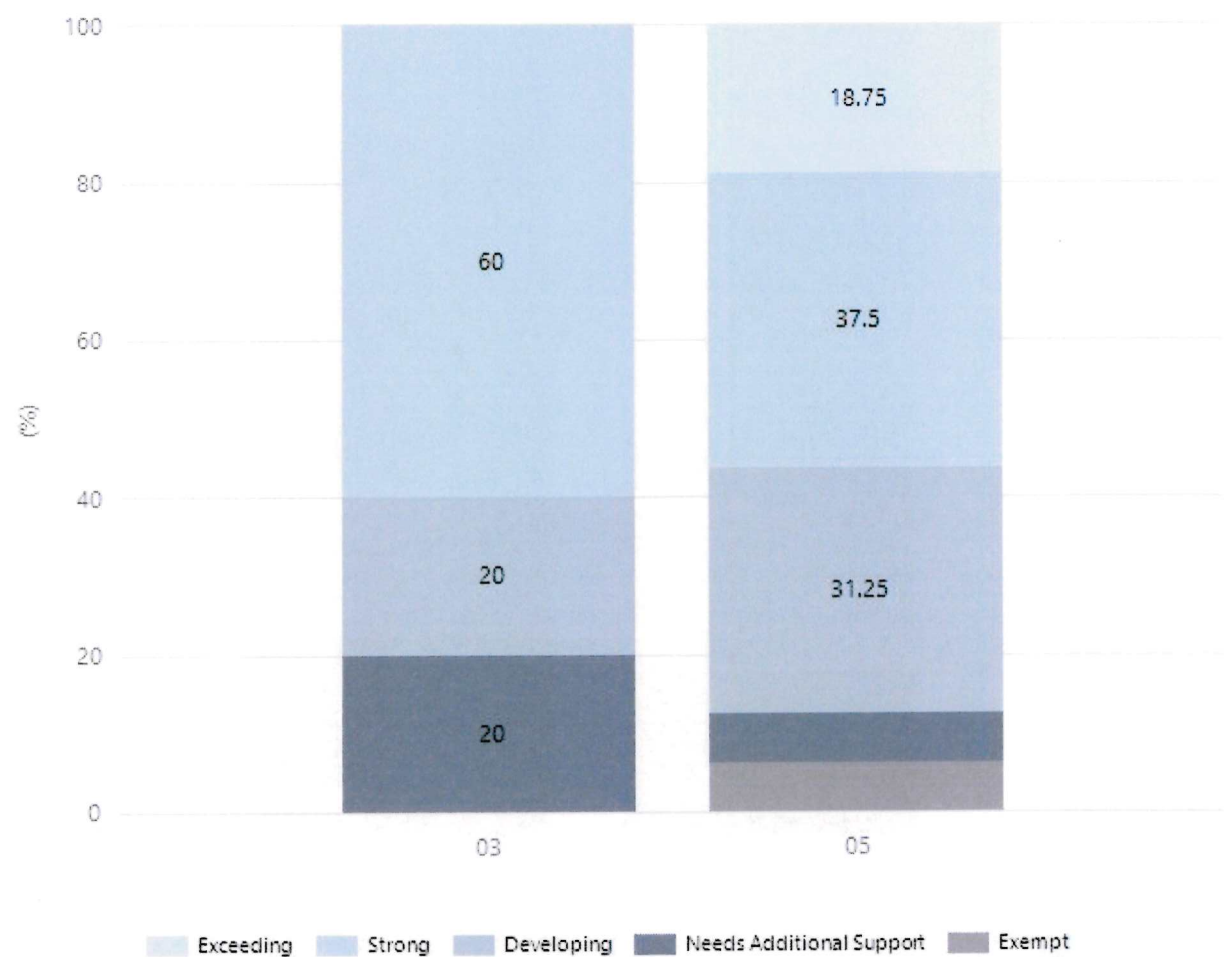
Numeracy



Year Level	03	05
Exceeding	1	1
Strong	3	6
Developing	3	6
Needs Additional Support	3	2
Exempt		1
Total	10	16

Data Source: Department for Education Assessment Data Holdings, 2024. If there are less than 6 students who sat NAPLAN in a school, no information will be shown. If a year level has less than 6 students, that year level will not be shown in NAPLAN results.

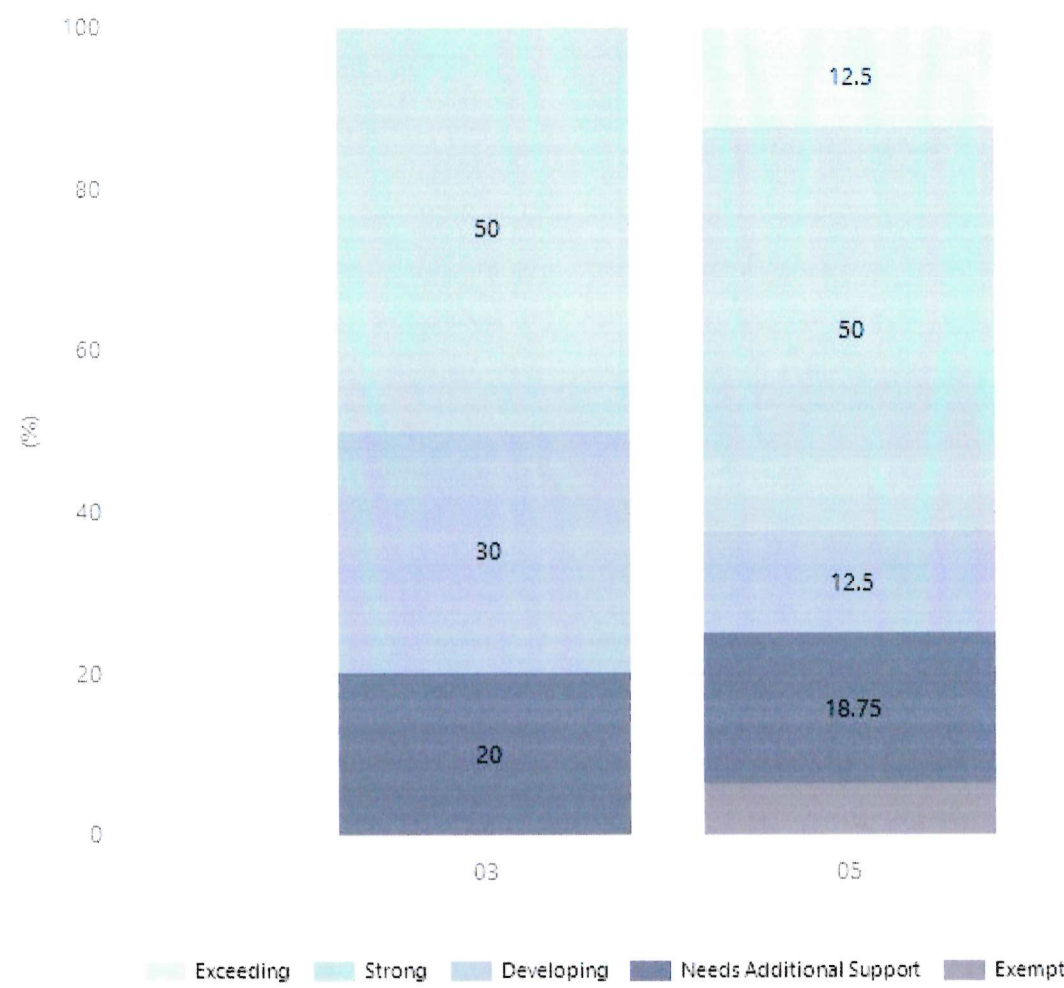
Reading



Year Level	03	05
Exceeding		3
Strong	6	6
Developing	2	5
Needs Additional Support	2	1
Exempt		1
Total	10	16

Data Source: Department for Education Assessment Data Holdings, 2024. If there are less than 6 students who sat NAPLAN in a school, no information will be shown. If a year level has less than 6 students, that year level will not be shown in NAPLAN results.

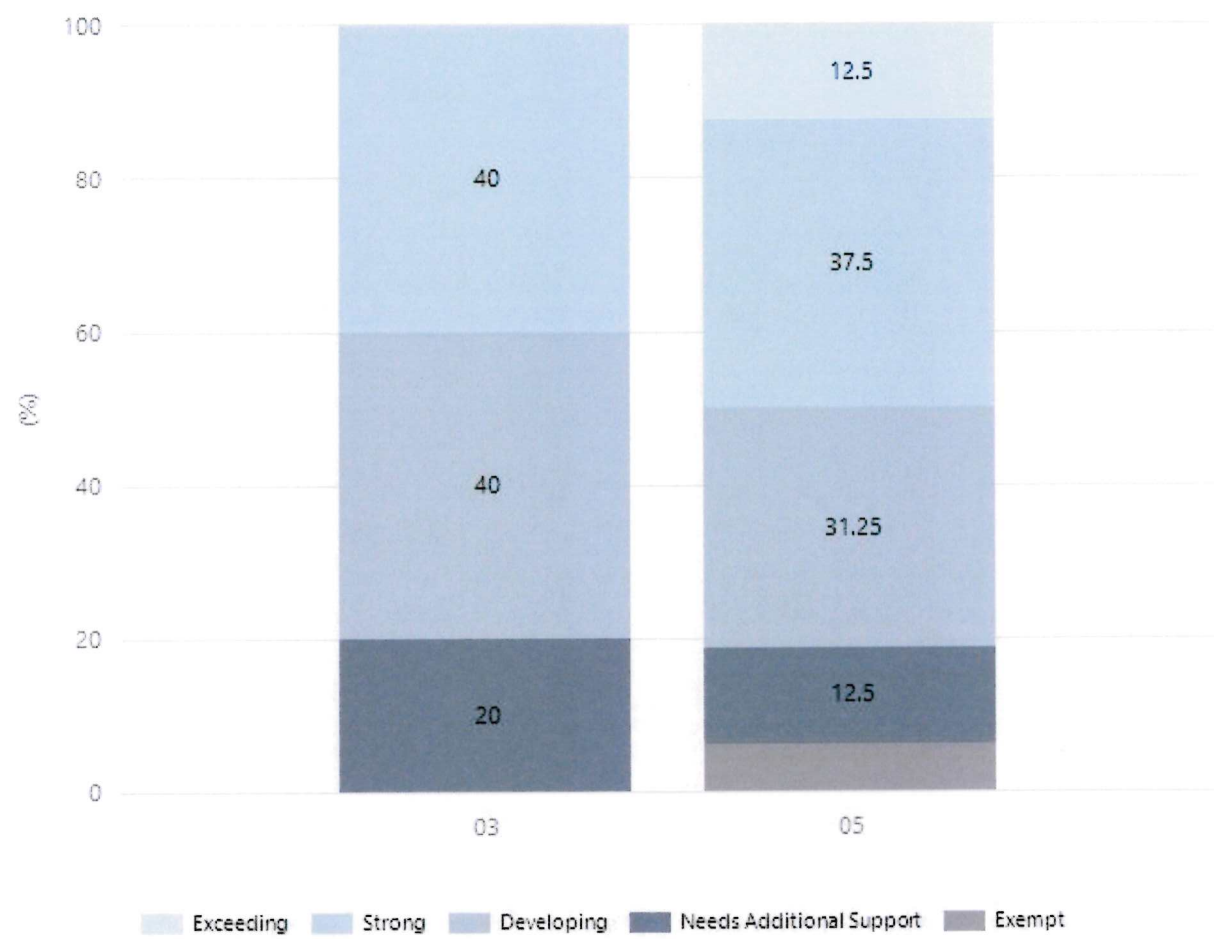
Writing



Year Level	03	05
Exceeding		2
Strong	5	8
Developing	3	2
Needs Additional Support	2	3
Exempt		1
Total	10	16

Data Source: Department for Education Assessment Data Holdings, 2024. If there are less than 6 students who sat NAPLAN in a school, no information will be shown. If a year level has less than 6 students, that year level will not be shown in NAPLAN results.

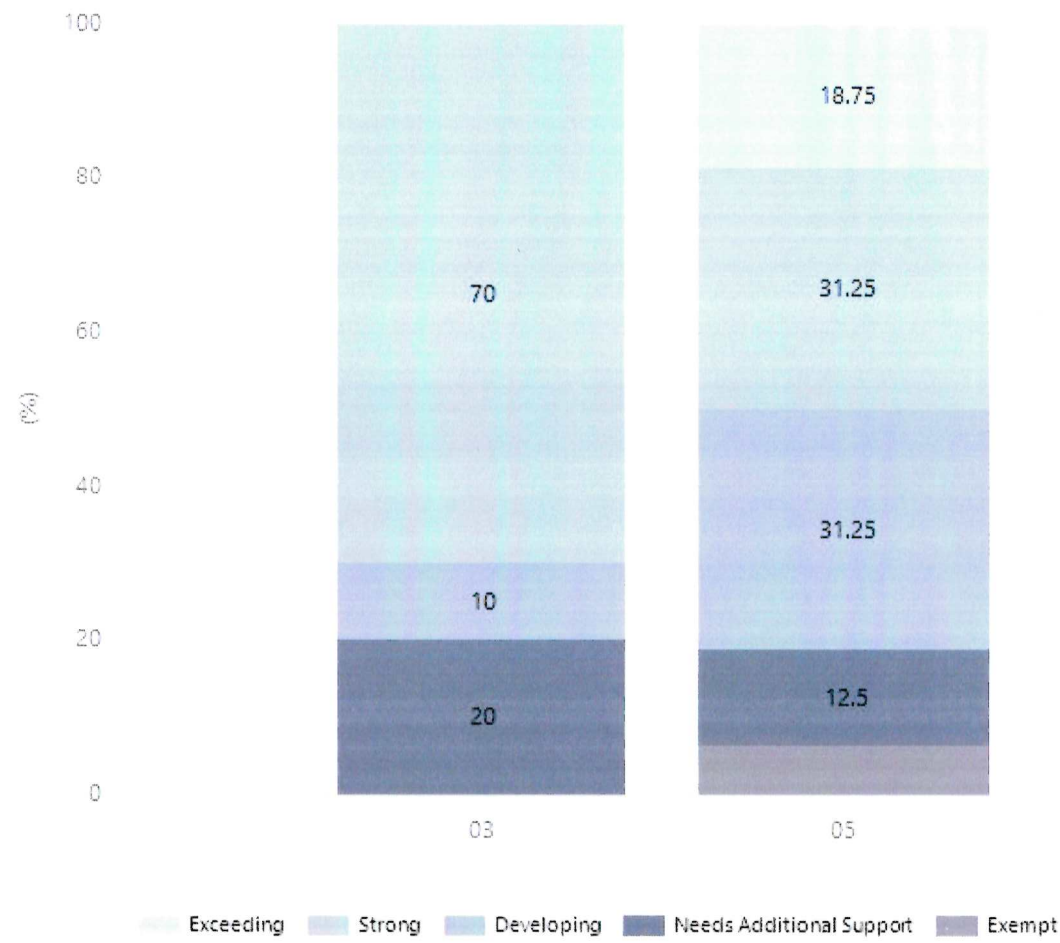
Grammar



Year Level	03	05
Exceeding		2
Strong	4	6
Developing	4	5
Needs Additional Support	2	2
Exempt		1
Total	10	16

Data Source: Department for Education Assessment Data Holdings, 2024. If there are less than 6 students who sat NAPLAN in a school, no information will be shown. If a year level has less than 6 students, that year level will not be shown in NAPLAN results.

Spelling



Year Level	03	05
Exceeding		3
Strong	7	5
Developing	1	5
Needs Additional Support	2	2
Exempt		1
Total	10	16

Data Source: Department for Education Assessment Data Holdings, 2024. If there are less than 6 students who sat NAPLAN in a school, no information will be shown. If a year level has less than 6 students, that year level will not be shown in NAPLAN results.

School Attendance

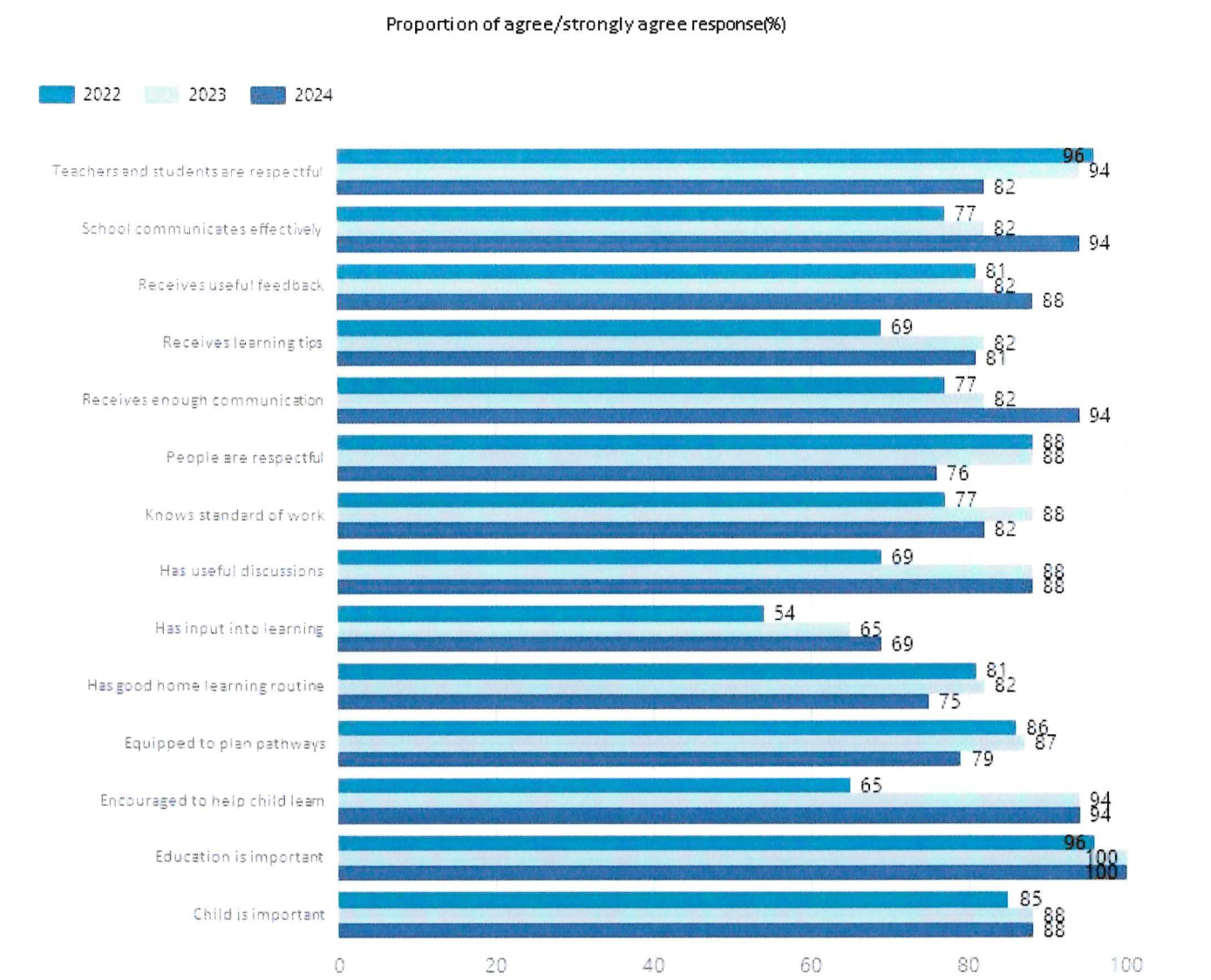
Year Level	2022	2023	2024
Reception	90.2%	84.6%	87.6%
Year 01	90.1%	87.6%	89.9%
Year 02	92.5%	90.1%	90.2%
Year 03	91.1%	90.7%	91.2%
Year 04	87.1%	88.8%	89.3%
Year 05	91.8%	86.5%	91.0%
Year 06	90.0%	87.0%	84.2%
Total	90.5%	87.9%	89.2%

Data Source: Department for Education Attendance Data, Semester 1 Report 2024. A blank cell indicates there we no students enrolled. 'Primary Other' includes students enrolled in specialised education options. 'Secondary Other' includes students who have already spent a year at Year 12 and elected to undertake further study at Year 12.

Attendance Comment

In South Australia, all children and young people must be in school from 6 years to 16 years old. They must attend a government or non-government school full time. From age 16 to 17 however, young people must attend school or an approved learning program (such as an apprenticeship, traineeship, accredited course or university). Schools and parents must encourage and support students to come to school every day. Parents and caregivers must make sure their child is enrolled in a school, and attends school all day and everyday it is open, unless a child is sick or has an approved exemption. Teachers and leaders actively follow up when a student misses school, including recording all absences and non-attendance. All schools in South Australia have local attendance procedures governed under the Education and Children's Services Regulations 2020.

School Parent Opinion Survey Results



Data Source: 2024 Department for Education Parent Opinions Survey, Term 3 2024.

Intended Destination

Leave Reason	Number	%
NG - ATTENDING NON-GOV SCHOOL IN SA	2	29.0%
TG - TRANSFERRED TO SA GOVERNMENT SCHOOL	5	71.0%

Data Source: Department for Education Destination Data Report, 2024. Data extract term 3 2024. Data shows recorded destinations for students that left the school in the previous year. Data is uploaded by schools in term 3 and may not reflect final or total figures at time of report creation.

Highest Qualifications held by the teaching workforce and workforce composition

All teachers at this school are qualified and registered with the SA Teachers Registration Board.

Qualification Level	Number of Qualifications
Bachelor's degrees or Diplomas	6
Postgraduate Qualifications	4

Data Source: Data extracted from Mandatory Workforce Information Collections as on the last pay date of June 2024. As self-reported by staff in the system.

Please note: Data includes staff who are Actively employed and on extended paid leave. Please note only the highest qualification of the Teaching staff is reported. Excludes any number of other certifications earned.

Workforce composition including indigenous staff

	Teaching Staff		Non-Teaching Staff	
	Indigenous	Non-Indigenous	Indigenous	Non-Indigenous
Full-Time Equivalents	0.0	9.2	0.0	4.0
Persons	0.0	10.0	0.0	6.0

Data Source: Data extracted from Mandatory Workforce Information Collection as on the last pay date of June 2024.

Please note: Data includes staff who are actively employed and on extended paid leave.
"Indigenous category" is self-reported by staff in the system.

Financial Statement

Funding Source	Amount
Grants: State	\$1,623,187.09
Grants: Commonwealth	\$2,045.45
Parent Contributions	\$38,518.76
Fund Raising	\$5323.20
Other	\$11,770.01

Data Source: School supplied data.