

2024 annual report to the Community

# Robe Primary School

Robe Primary School number: 384

Partnership: South East Coast & Vines



School principal:

Anne Grayson

A handwritten signature in blue ink.

Date of endorsement:

02/05/2025



Government  
of South Australia  
Department for Education

# Context Statement

Robe Primary School caters for students from R-6. At the time of this report, the enrolment in 2024 is 96. Robe Primary School is classified as Category 6 on the Department for Education Index of Educational Disadvantage. At the time of this report, the school population includes 3% Aboriginal students, 5% students with disabilities, 1% children/young people in care. Further information about the school is available on the school's website (including its context statement), as well as the My School website.

Data Source: Department for Education data holdings from Mid census captured in AUGUST 2024.

# Governing Council Report

## GOVERNING COUNCIL CHAIRPERSON' S REPORT

It is with great pride and gratitude that I present the annual report for the Robe Primary School Governing Council for the year 2024.

This report highlights our collective achievements, challenges, and future aspirations as we work together to create an enabling environment for academic excellence and holistic development.

### Council Overview

The School Governing Council has worked collaboratively with the school administration, parents, staff, and the wider community to uphold the vision and mission of our school.

This year, the council comprised 7 dedicated members, welcoming 3 new members & farewelling Ben Jess this year. Thanks for all your contribution, Ben.

### Key Achievements

#### Academic Performance

Collaborated with teachers to improve student outcomes, reflected in regular principal reports.

#### Community Engagement

Strengthened relationships with parents through Parents & Friends Committee with many successful meetings & engagement  
Hosted successful events such as Quiz Night, Colour Run, Raffles/fundraising drives and especially the Easter Fete raising greatly appreciated funds.

#### Policy and Governance

We are thrilled that Anne Grayson has accepted another 5yr tenure as principle.

Reviewed and updated key school Governing Council policies, ensuring alignment with regulatory guidelines or school goals.

Enhanced transparency and accountability by publishing financial reports, holding regular meetings, or introducing new governance practices.

### **Challenges Faced**

While the year has been marked by notable successes, we also faced challenges, including:

- Limited financial resources for planned projects.
- Addressing the diverse needs of our growing student population
- Managing the impact of economic constraints

### **Future Goals and Priorities**

As we look forward, the council remains committed to:

- Expanding infrastructure to accommodate our growing student population.
- Supporting Strengthening teacher development programs to enhance instructional quality.
- Exploring sustainable funding models to support long-term projects.
- Fostering a more inclusive school environment where every student feels valued and supported.

### **Acknowledgements**

I extend my thanks to all members of the School Governing Council, staff, parents, and students for their unwavering dedication and support. Together, we have laid a strong foundation for continued success.

As we conclude this year, I am confident that with continued collaboration and determination, we can achieve even greater milestones. Let us remain steadfast in our commitment to nurturing the potential of every student and upholding the values that make Robe Primary School a beacon of excellence.

Kind Regards,

Paul Rains

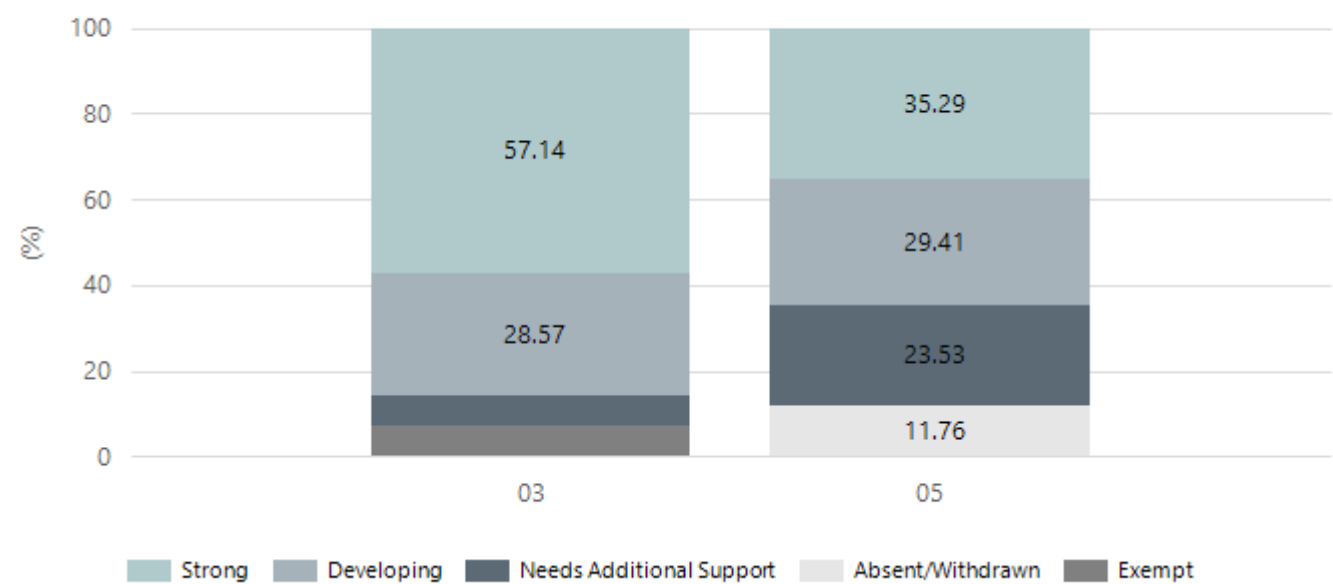
Robe Primary School Governing Council Chair.

## **Performance Summary**

### **NAPLAN Proficiency**

In 2023 the Australian Curriculum, Assessment and Reporting Authority (ACARA) - a Commonwealth Independent statutory authority - announced changes to NAPLAN performance reporting. The new approach replaces the previous numerical NAPLAN bands and the national minimum standard.

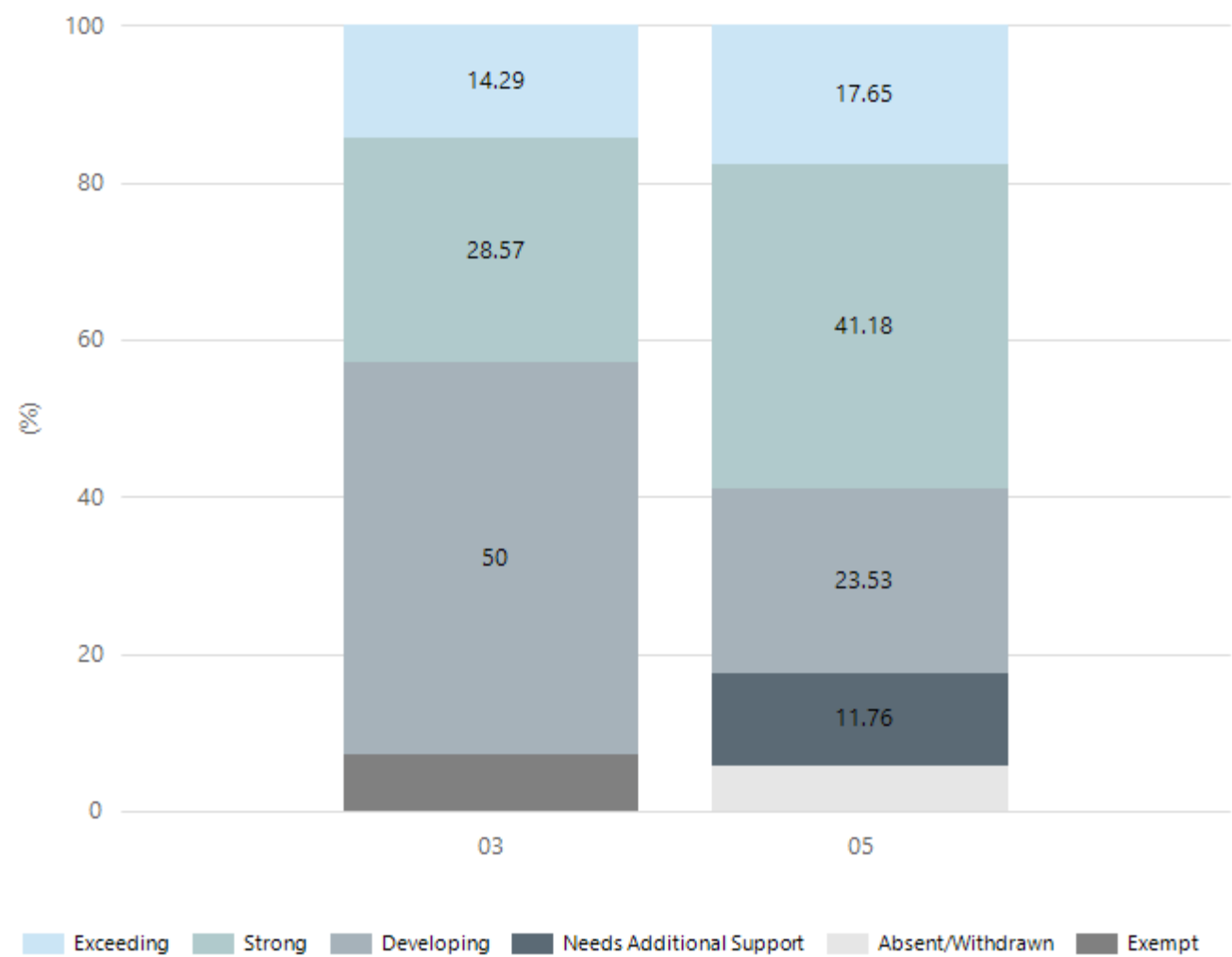
Numeracy



Year Level	03	05
Strong	8	6
Developing	4	5
Needs Additional Support	1	4
Absent/Withdrawn		2
Exempt	1	
Total	14	17

Data Source: Department for Education Assessment Data Holdings, 2024. If there are less than 6 students who sat NAPLAN in a school, no information will be shown. If a year level has less than 6 students, that year level will not be shown in NAPLAN results.

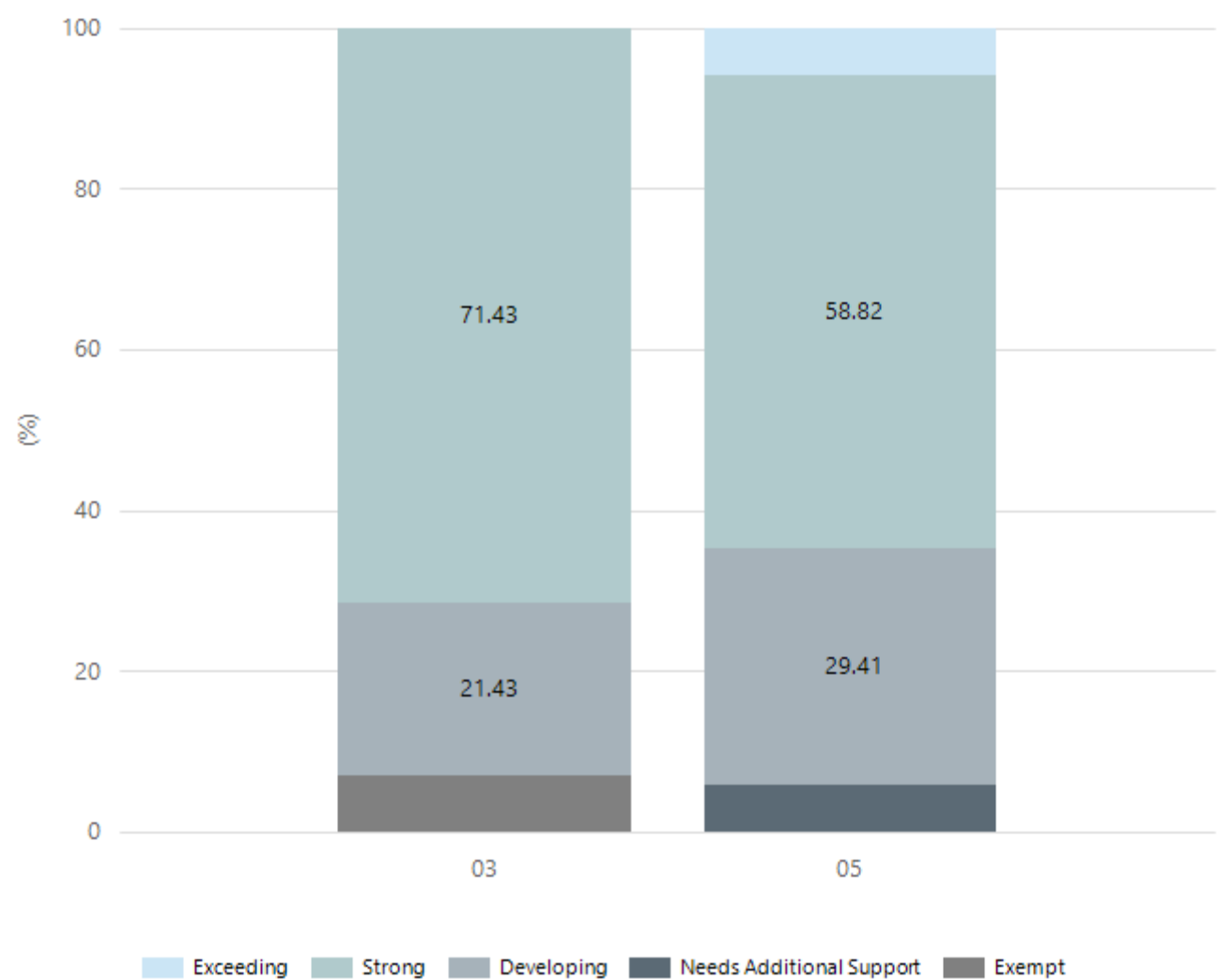
Reading



Year Level	03	05
Exceeding	2	3
Strong	4	7
Developing	7	4
Needs Additional Support		2
Absent/Withdrawn		1
Exempt	1	
Total	14	17

Data Source: Department for Education Assessment Data Holdings, 2024. If there are less than 6 students who sat NAPLAN in a school, no information will be shown. If a year level has less than 6 students, that year level will not be shown in NAPLAN results.

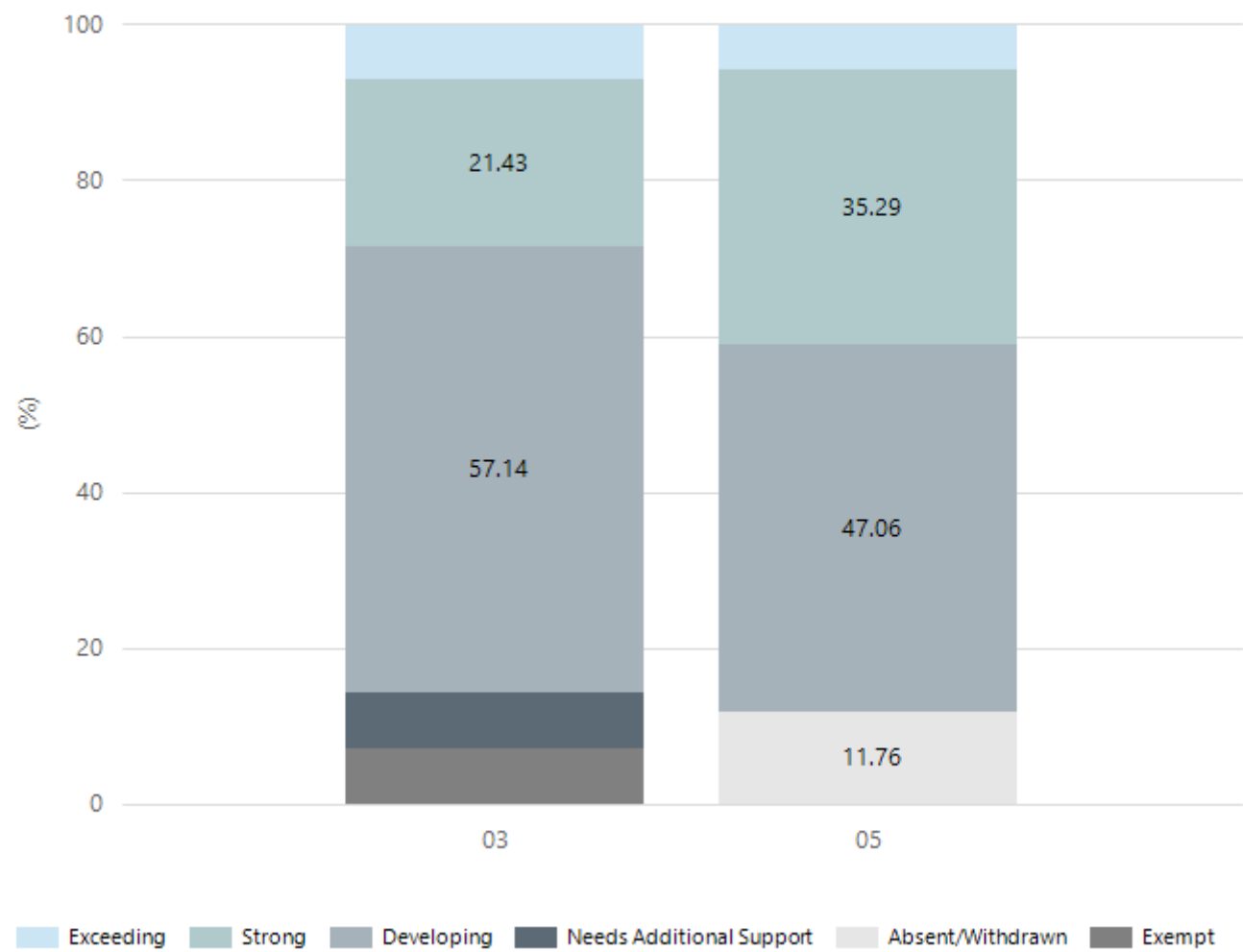
Writing



Year Level	03	05
Exceeding		1
Strong	10	10
Developing	3	5
Needs Additional Support		1
Exempt	1	
Total	14	17

Data Source: Department for Education Assessment Data Holdings, 2024. If there are less than 6 students who sat NAPLAN in a school, no information will be shown. If a year level has less than 6 students, that year level will not be shown in NAPLAN results.

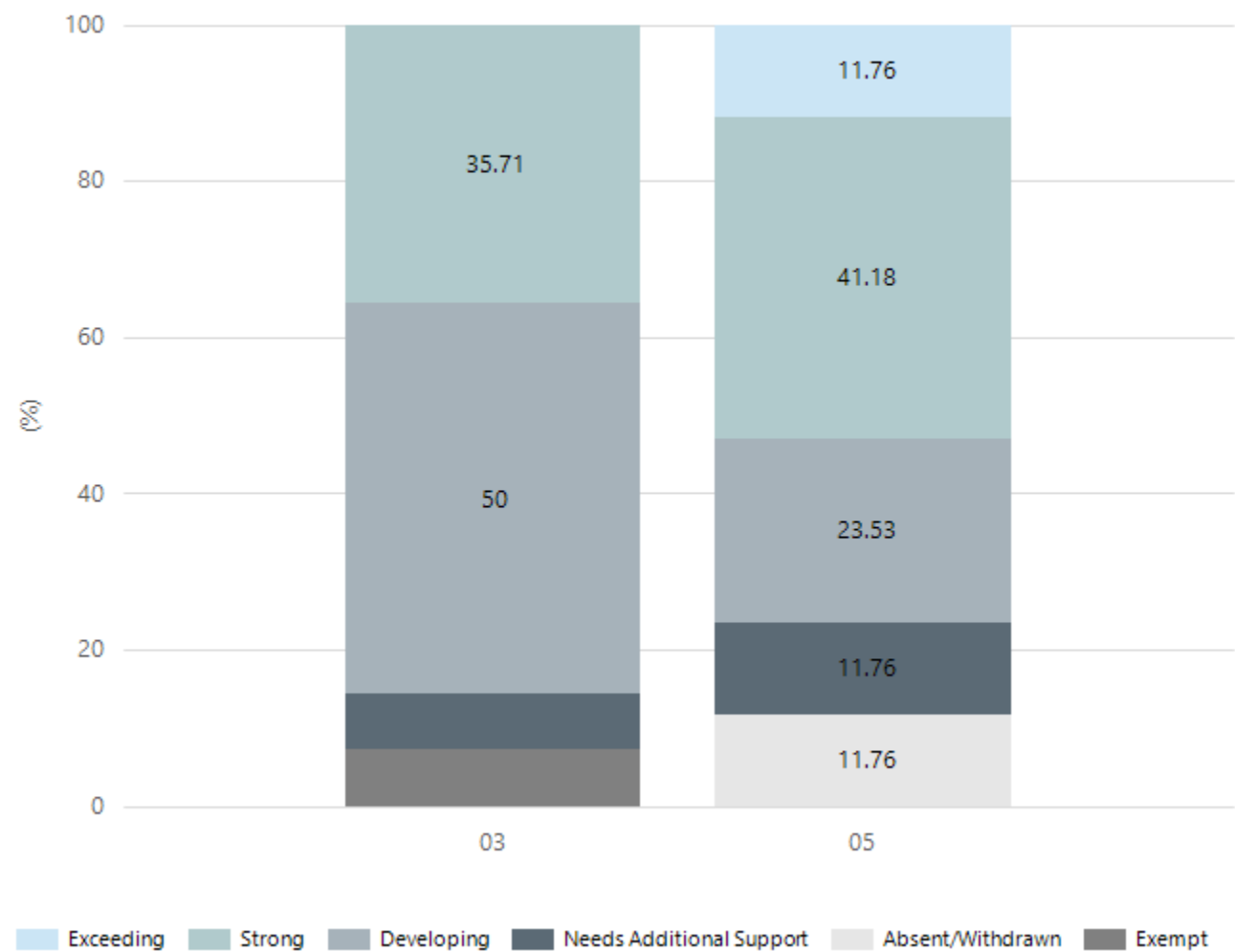
Grammar



Year Level	03	05
Exceeding	1	1
Strong	3	6
Developing	8	8
Needs Additional Support	1	
Absent/Withdrawn		2
Exempt	1	
Total	14	17

Data Source: Department for Education Assessment Data Holdings, 2024. If there are less than 6 students who sat NAPLAN in a school, no information will be shown. If a year level has less than 6 students, that year level will not be shown in NAPLAN results.

Spelling



Year Level	03	05
Exceeding		2
Strong	5	7
Developing	7	4
Needs Additional Support	1	2
Absent/Withdrawn		2
Exempt	1	
Total	14	17

Data Source: Department for Education Assessment Data Holdings, 2024. If there are less than 6 students who sat NAPLAN in a school, no information will be shown. If a year level has less than 6 students, that year level will not be shown in NAPLAN results.





## School Attendance

Year Level	2022	2023	2024
Reception	90.1%	85.8%	76.2%
Year 01	90.7%	88.4%	85.1%
Year 02	84.0%	87.3%	89.5%
Year 03	91.0%	88.0%	89.1%
Year 04	89.1%	87.4%	84.0%
Year 05	90.4%	88.2%	85.8%
Year 06	90.6%	89.0%	89.0%
Primary Other		80.6%	
Total	89.6%	87.8%	85.9%

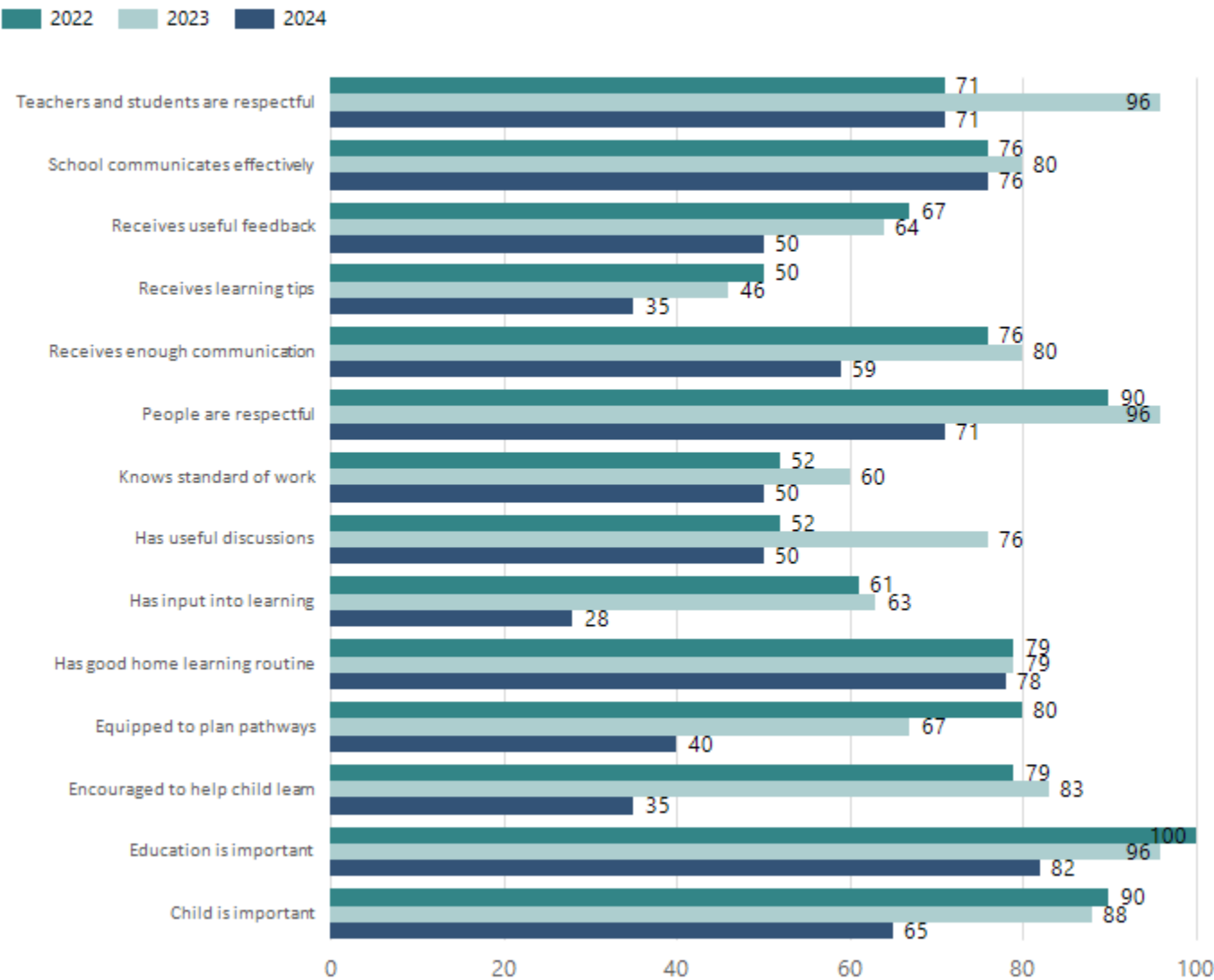
Data Source: Department for Education Attendance Data, Semester 1 Report 2024. A blank cell indicates there we no students enrolled. 'Primary Other' includes students enrolled in specialised education options. 'Secondary Other' includes students who have already spent a year at Year 12 and elected to undertake further study at Year 12.

## Attendance Comment

In South Australia, all children and young people must be in school from 6 years to 16 years old. They must attend a government or non-government school full time. From age 16 to 17 however, young people must attend school or an approved learning program (such as an apprenticeship, traineeship, accredited course or university). Schools and parents must encourage and support students to come to school every day. Parents and caregivers must make sure their child is enrolled in a school, and attends school all day and everyday it is open, unless a child is sick or has an approved exemption. Teachers and leaders actively follow up when a student misses school, including recording all absences and non-attendance. All schools in South Australia have local attendance procedures governed under the Education and Children's Services Regulations 2020.

# School Parent Opinion Survey Results

Proportion of agree/strongly agree response(%)



Data Source: 2024 Department for Education Parent Opinions Survey, Term 3 2024.

# Intended Destination

Leave Reason	Number	%
IS - INTERSTATE	1	100.0%

Data Source: Department for Education Destination Data Report, 2024. Data extract term 3 2024. Data shows recorded destinations for students that left the school in the previous year. Data is uploaded by schools in term 3 and may not reflect final or total figures at time of report creation.

# Highest Qualifications held by the teaching workforce and workforce composition

All teachers at this school are qualified and registered with the SA Teachers Registration Board.

Qualification Level	Number of Qualifications
Bachelor's degrees or Diplomas	6
Postgraduate Qualifications	1

Data Source: Data extracted from Mandatory Workforce Information Collections as on the last pay date of June 2024. As self-reported by staff in the system.

Please note: Data includes staff who are Actively employed and on extended paid leave. Please note only the highest qualification of the Teaching staff is reported. Excludes any number of other certifications earned.

## Workforce composition including indigenous staff

	Teaching Staff		Non-Teaching Staff	
	Indigenous	Non-Indigenous	Indigenous	Non-Indigenous
Full-Time Equivalents	0.0	6.2	0.0	5.0
Persons	0.0	7.0	0.0	7.0

Data Source: Data extracted from Mandatory Workforce Information Collection as on the last pay date of June 2024.

Please note: Data includes staff who are actively employed and on extended paid leave. "Indigenous category" is self-reported by staff in the system.

# Financial Statement

Funding Source	Amount
Grants: State	\$1503543.61
Grants: Commonwealth	\$5500
Parent Contributions	\$17061.25
Fund Raising	\$54542.80
Other	\$101322.97 Includes: Interest, Donations, Uniforms. Excursions, TRT Reimbursements, Bendigo Bank Nature Play Grant, Hall Hire, Bookclub, SAPSASA

Data Source: School supplied data.

