



2024 annual report to the Community

Richmond Primary School

Richmond Primary School number: 381

Partnership: West Torrens



School principal:

Graham
Slarks

*Jodie Kingham on
behalf of Graham*

Date of endorsement:

11/02/2025



Government
of South Australia
Department for Education

Context Statement

Richmond Primary School caters for students from R-6. At the time of this report, the enrolment in 2024 is 361. Richmond Primary School is classified as Category 4 on the Department for Education Index of Educational Disadvantage. At the time of this report, the school population includes 2% Aboriginal students, 17% students with disabilities, 19% students with English as an additional language or dialect (EALD) funded background. Further information about the school is available on the school's website (including its context statement), as well as the My School website.

Data Source: Department for Education data holdings from Mid census captured in AUGUST 2024.

Governing Council Report

Dear members of the Richmond Governing Council and wider Richmond Primary School community,

Before addressing the big achievements this year, I would like to first acknowledge the tireless effort and support provided by all Governing Council members, School Leadership and all school staff over the past 12 months. Time spent in GC meetings is often after hours and more than just attendance of meetings – there's so much energy and effort that needs to be recognised. Thanks to all who have supported our students and volunteered their time throughout the year.

2024 was a big year at Richmond Primary seeing many learning, sporting, arts and community events re-emerge for our students and families to enjoy. It also marked the delivery of our \$1Million playground upgrade for the students to enjoy. Big thanks to leadership and Jayne Stinson MP for their support in ensuring this project was delivered and catered appropriately for all year levels to enjoy. I'm sure you'll all agree the play areas around the school including the "oval" are the best they've looked in years.

2024 was also another year of facilities focus from leadership seeing continued maintenance, modern storage solutions delivered to most classrooms, acoustic measures put in place to ensure students could listen and hear better in class and we achieved a fantastic milestone in having devices available for every student where needed through upgrades and smart purchasing. We also saw the enclosure of the OSHC canopy making this a more year-round proposition for use. The Governing council reviewed many policies for both OSHC and the school, delivered multiple fundraisers, cooked hundreds of sausages, volunteered many hours throughout the year.

RPS made the news for good reason this year with Richmond achieving number 8 in the state NAPLAN results. A great achievement from our hardworking students and staff. 2024 saw a welcomed return of more community events at the school including Harmony Day and Book Week and the amplification of student voice and agency – this is something the Governing council is eager to build on in 2025.

2024 saw a record number of students participate in the ever-growing School Soccer program with 104 students playing soccer throughout the year – this is nearly a third of the school! A big thankyou to Maree and Tania who organise the program in their own time and to our wonderful parent coaches who guide our students and teams through their matches each weekend. Our Choir worked hard and even did some public performances throughout the year and big congratulations to Rob Cherin for bringing this program to life. We also saw our instrumental program continue however it was disappointing to have their performance cancelled with short notice after they all worked so hard.

Sadly, we farewelled 2 amazing staff Miss Megaw and Miss Poppy who both passed away and will be eternally missed by staff, students and the wider school community. Governing council advocated for a nice plaque and reading chair to keep the memory of Miss Megaw alive and perpetuate her love of reading with the students. We will look to do something similar in 2025 for our beloved Miss Poppy.

Finally, we wish outgoing Principal Graham Slarks all the very best for his retirement and thank him for his contributions to Richmond Primary over the past few years. Graham's passion was to ensure the staff and children had comfortable, bright learning environments and the school's facilities are much improved from the day he arrived, and we have students equipped with laptops/devices which will be his legacy. Governing Council were part of the process to recruit and appoint a new school leader and principal and we are very excited to have appointed Jodie Kingham who brings a wealth of experience to Richmond. Jodie won the role and her passion for supporting her staff, empowering students and bringing community together shone through.

Congratulations to all our students graduating to High School – you're ready for your new challenge! Once again, thank you to all teachers, school leadership, parents, caregivers and students for all your hard work and dedication throughout 2024.

Here's to an even better 2025!

Yours sincerely,

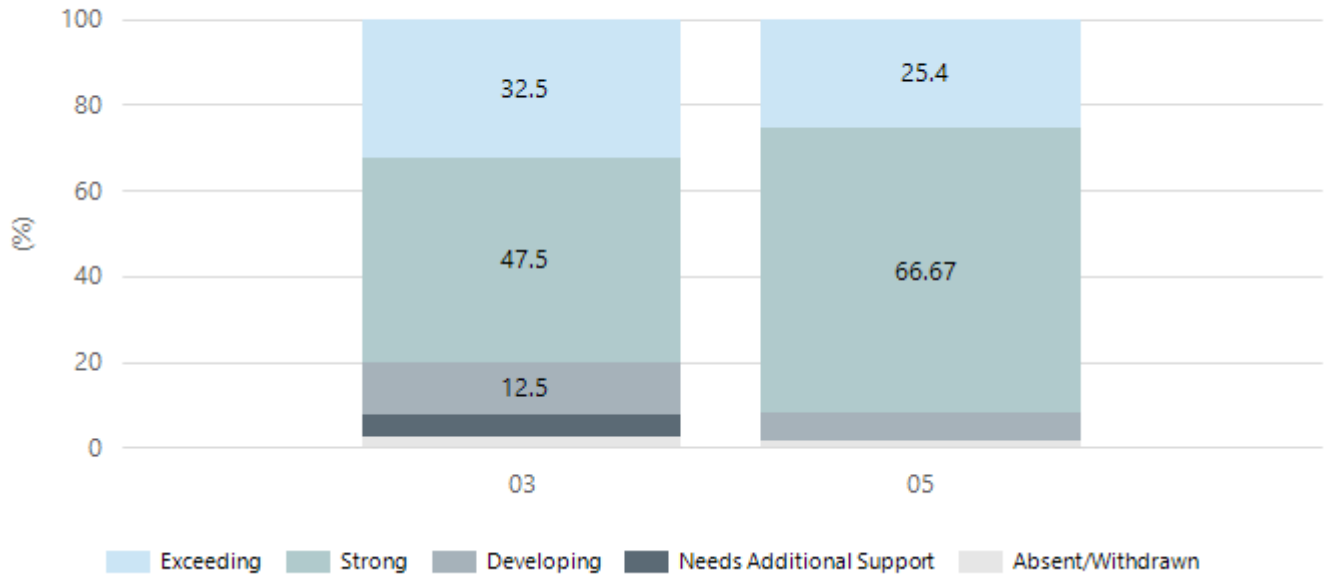
Brad Polling (2024 GC Chairperson)

Performance Summary

NAPLAN Proficiency

In 2023 the Australian Curriculum, Assessment and Reporting Authority (ACARA) - a Commonwealth Independent statutory authority - announced changes to NAPLAN performance reporting. The new approach replaces the previous numerical NAPLAN bands and the national minimum standard.

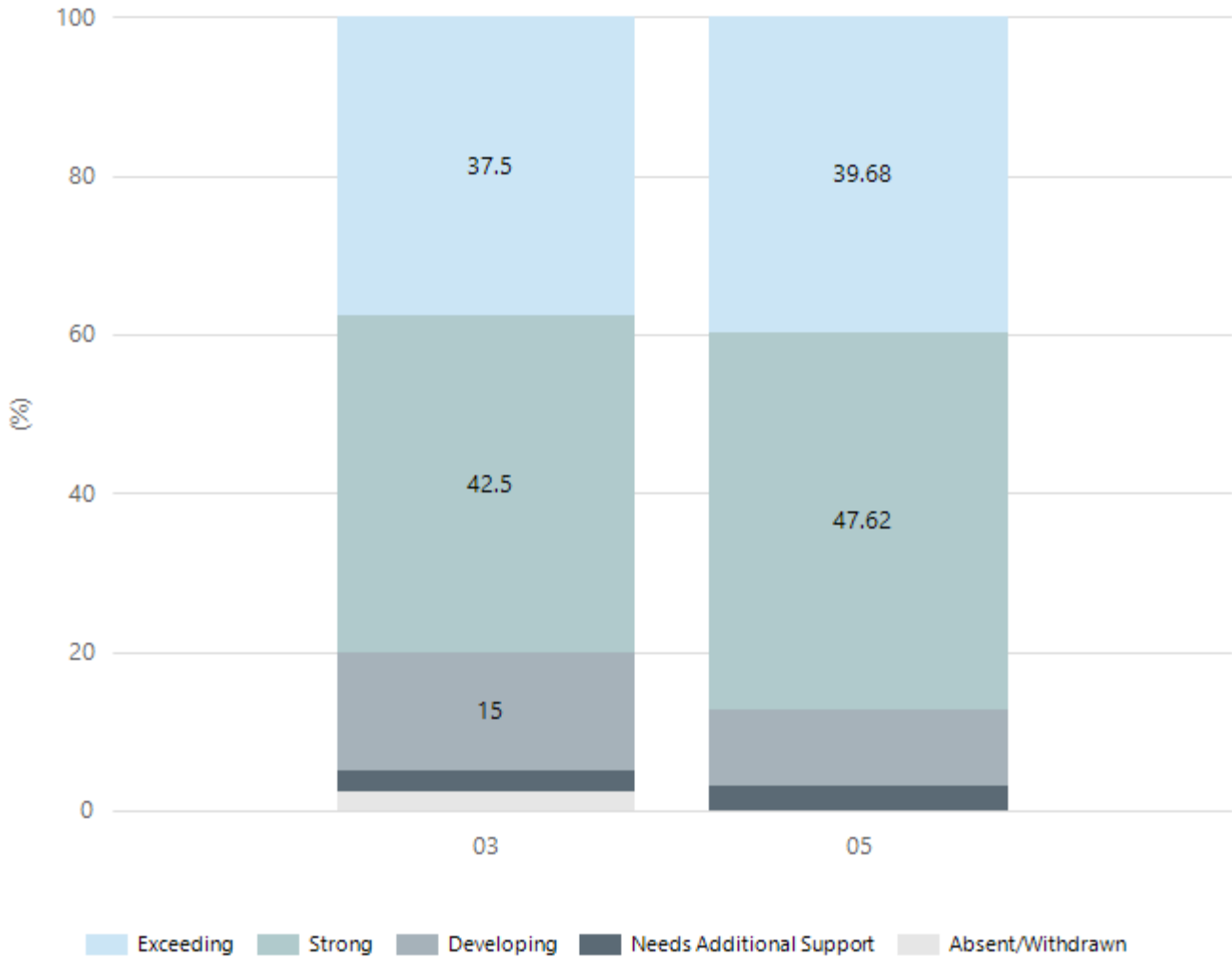
Numeracy



Year Level	03	05
Exceeding	13	16
Strong	19	42
Developing	5	4
Needs Additional Support	2	
Absent/Withdrawn	1	1
Total	40	63

Data Source: Department for Education Assessment Data Holdings, 2024. If there are less than 6 students who sat NAPLAN in a school, no information will be shown. If a year level has less than 6 students, that year level will not be shown in NAPLAN results.

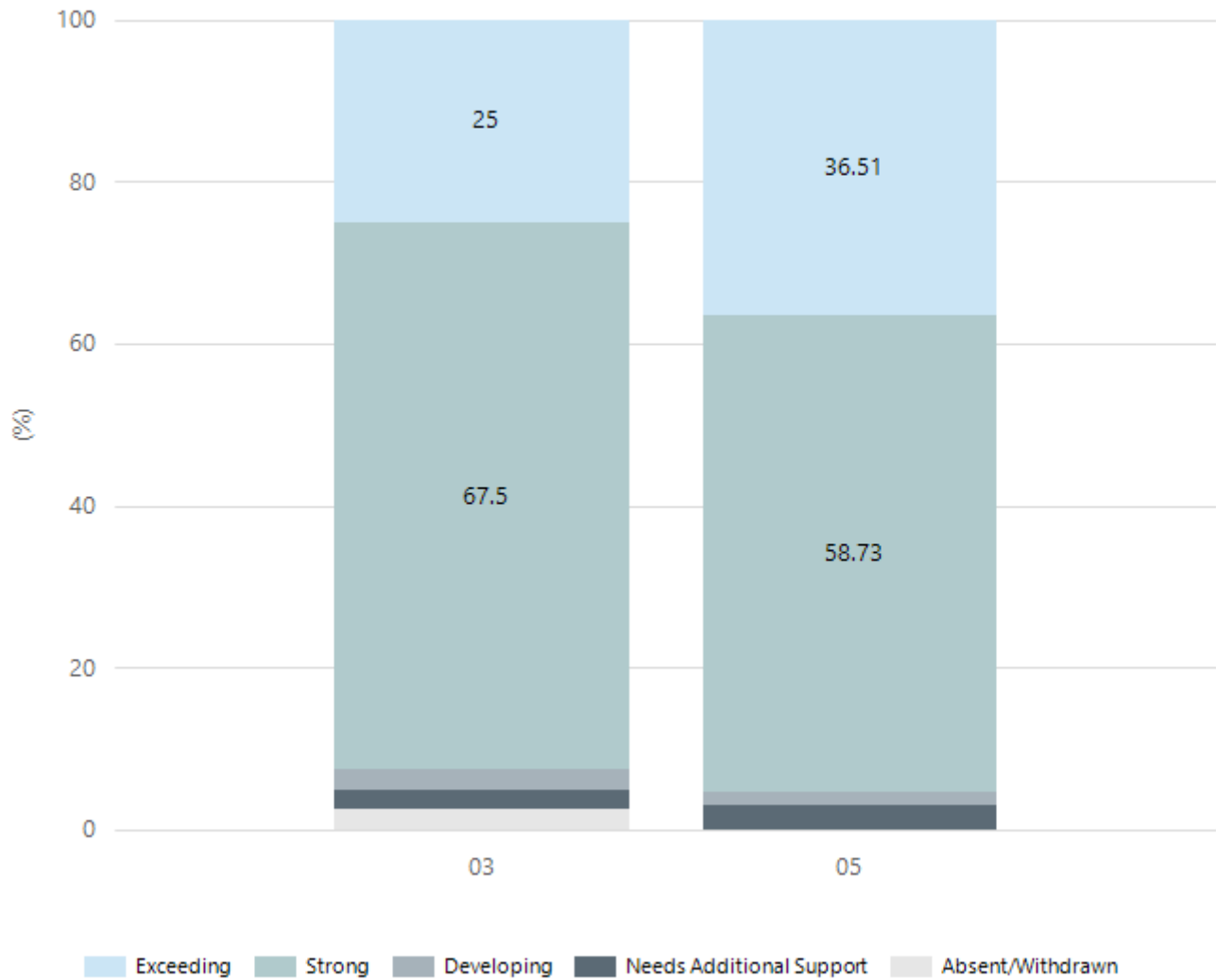
Reading



Year Level	03	05
Exceeding	15	25
Strong	17	30
Developing	6	6
Needs Additional Support	1	2
Absent/Withdrawn	1	
Total	40	63

Data Source: Department for Education Assessment Data Holdings, 2024. If there are less than 6 students who sat NAPLAN in a school, no information will be shown. If a year level has less than 6 students, that year level will not be shown in NAPLAN results.

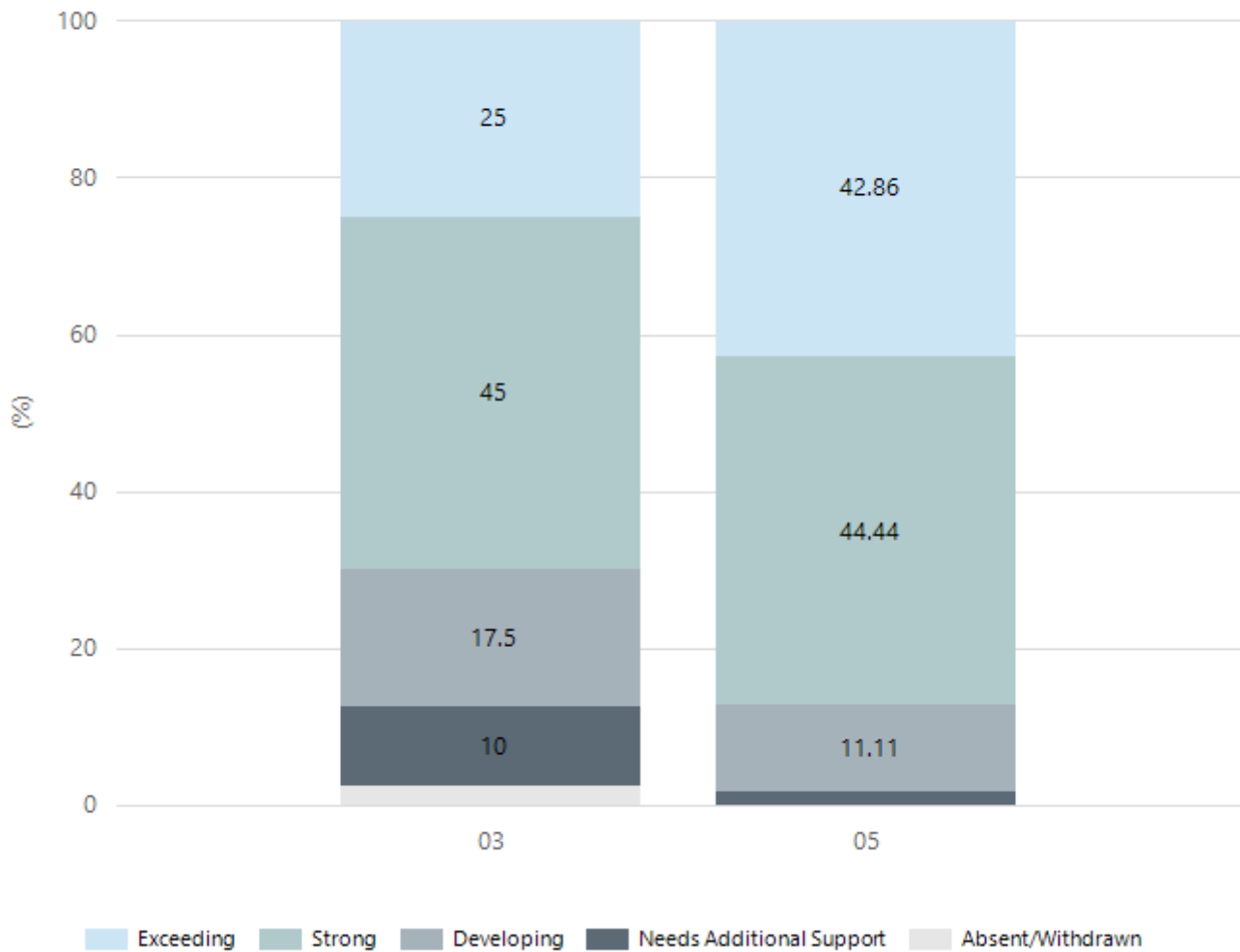
Writing



Year Level	03	05
Exceeding	10	23
Strong	27	37
Developing	1	1
Needs Additional Support	1	2
Absent/Withdrawn	1	
Total	40	63

Data Source: Department for Education Assessment Data Holdings, 2024. If there are less than 6 students who sat NAPLAN in a school, no information will be shown. If a year level has less than 6 students, that year level will not be shown in NAPLAN results.

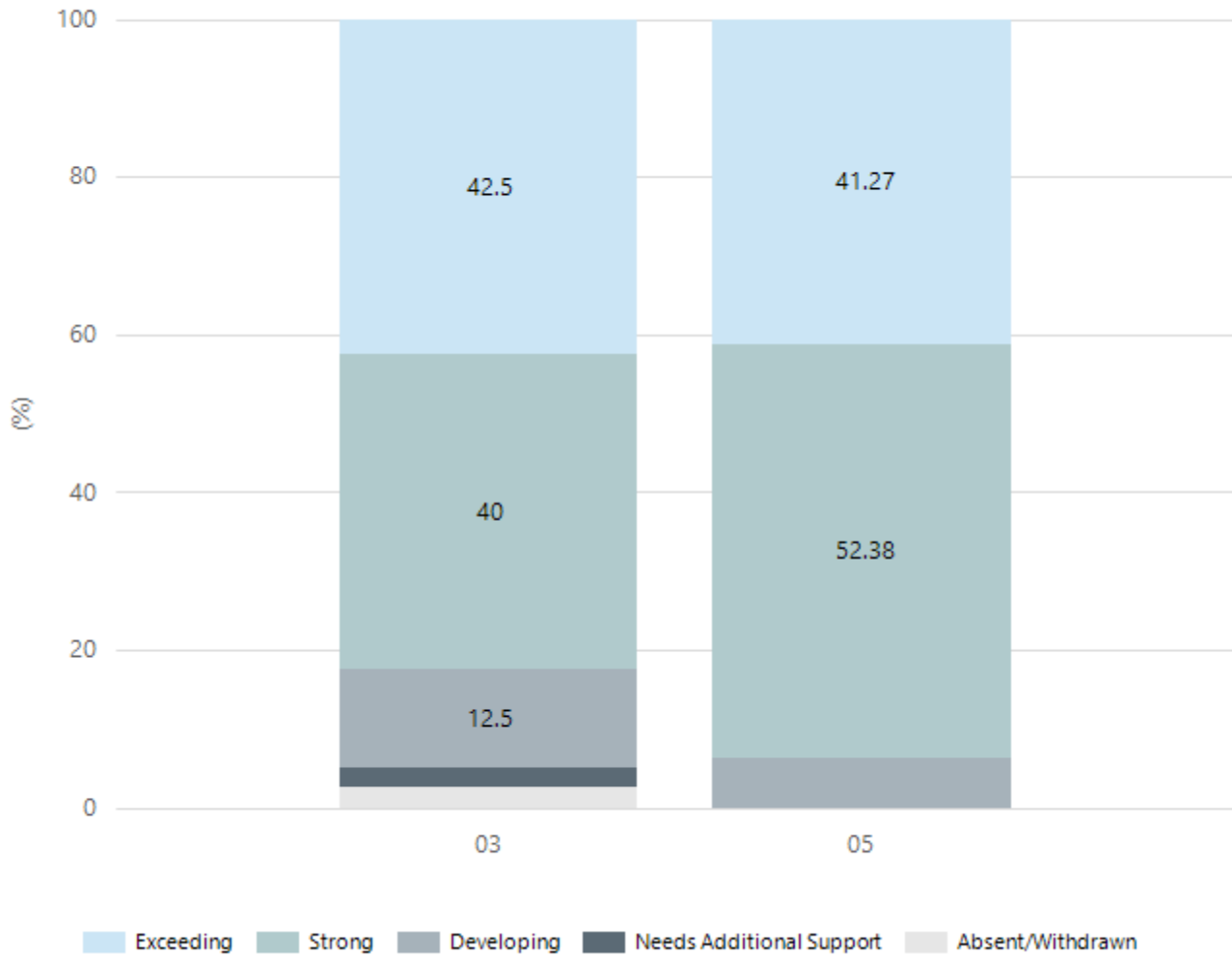
Grammar



Year Level	03	05
Exceeding	10	27
Strong	18	28
Developing	7	7
Needs Additional Support	4	1
Absent/Withdrawn	1	
Total	40	63

Data Source: Department for Education Assessment Data Holdings, 2024. If there are less than 6 students who sat NAPLAN in a school, no information will be shown. If a year level has less than 6 students, that year level will not be shown in NAPLAN results.

Spelling



Year Level	03	05
Exceeding	17	26
Strong	16	33
Developing	5	4
Needs Additional Support	1	
Absent/Withdrawn	1	
Total	40	63

Data Source: Department for Education Assessment Data Holdings, 2024. If there are less than 6 students who sat NAPLAN in a school, no information will be shown. If a year level has less than 6 students, that year level will not be shown in NAPLAN results.

School Attendance

Year Level	2022	2023	2024
Reception	89.6%	90.9%	89.9%
Year 01	86.0%	90.1%	91.5%
Year 02	87.2%	88.0%	90.8%
Year 03	90.7%	91.4%	88.8%
Year 04	87.0%	91.1%	91.1%
Year 05	90.6%	89.2%	90.3%
Year 06	90.8%	90.3%	87.6%
Primary Other	90.2%		69.3%
Total	88.9%	90.2%	89.7%

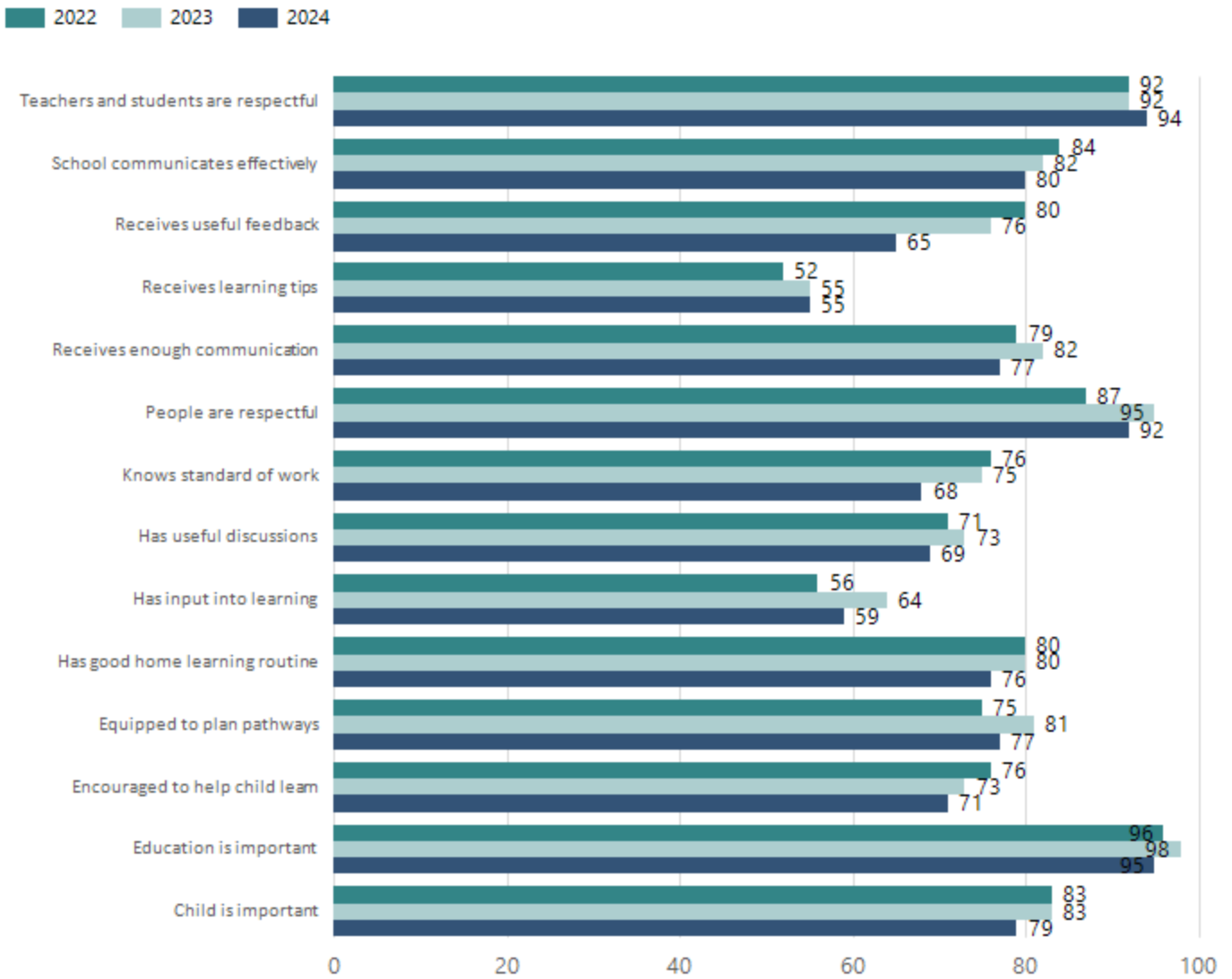
Data Source: Department for Education Attendance Data, Semester 1 Report 2024. A blank cell indicates there we no students enrolled. 'Primary Other' includes students enrolled in specialised education options. 'Secondary Other' includes students who have already spent a year at Year 12 and elected to undertake further study at Year 12.

Attendance Comment

In South Australia, all children and young people must be in school from 6 years to 16 years old. They must attend a government or non-government school full time. From age 16 to 17 however, young people must attend school or an approved learning program (such as an apprenticeship, traineeship, accredited course or university). Schools and parents must encourage and support students to come to school every day. Parents and caregivers must make sure their child is enrolled in a school, and attends school all day and everyday it is open, unless a child is sick or has an approved exemption. Teachers and leaders actively follow up when a student misses school, including recording all absences and non-attendance. All schools in South Australia have local attendance procedures governed under the Education and Children's Services Regulations 2020.

School Parent Opinion Survey Results

Proportion of agree/strongly agree response(%)



Data Source: 2024 Department for Education Parent Opinions Survey, Term 3 2024.

Intended Destination

Leave Reason	Number	%
IS - INTERSTATE	10	28.0%
OV - LEFT SA FOR OVERSEAS	9	25.0%
TG - TRANSFERRED TO SA GOVERNMENT SCHOOL	16	44.0%

Data Source: Department for Education Destination Data Report, 2024. Data extract term 3 2024. Data shows recorded destinations for students that left the school in the previous year. Data is uploaded by schools in term 3 and may not reflect final or total figures at time of report creation.

Highest Qualifications held by the teaching workforce and workforce composition

All teachers at this school are qualified and registered with the SA Teachers Registration Board.

Qualification Level	Number of Qualifications
Bachelor's degrees or Diplomas	16
Postgraduate Qualifications	12

Data Source: Data extracted from Mandatory Workforce Information Collections as on the last pay date of June 2024. As self-reported by staff in the system.

Please note: Data includes staff who are Actively employed and on extended paid leave. Please note only the highest qualification of the Teaching staff is reported. Excludes any number of other certifications earned.

Workforce composition including indigenous staff

	Teaching Staff		Non-Teaching Staff	
	Indigenous	Non-Indigenous	Indigenous	Non-Indigenous
Full-Time Equivalents	0.0	22.8	0.0	7.0
Persons	0.0	28.0	0.0	12.0

Data Source: Data extracted from Mandatory Workforce Information Collection as on the last pay date of June 2024.

Please note: Data includes staff who are actively employed and on extended paid leave. "Indigenous category" is self-reported by staff in the system.

Financial Statement

Funding Source	Amount
Grants: State	\$ 3,999,087.70
Grants: Commonwealth	\$ 10,950.00
Parent Contributions	\$ 147,161.31
Fund Raising	\$ 9,571.45
Other	\$ 61,183.24

Data Source: School supplied data.