



2024 annual report to the Community

Naracoorte Primary School



Naracoorte Primary School number: 309

Partnership: Wratttonbully



School principal:

Paul Harmer

Date of endorsement:

16/02/2025



Government
of South Australia
Department for Education

Context Statement

Naracoorte Primary School caters for students from R-6. At the time of this report, the enrolment in 2024 is 307. Naracoorte Primary School is classified as Category 5 on the Department for Education Index of Educational Disadvantage. At the time of this report, the school population includes 3% Aboriginal students, 8% students with disabilities, 2% students with English as an additional language or dialect (EALD) funded background. Further information about the school is available on the school's website (including its context statement), as well as the My School website.

Data Source: Department for Education data holdings from Mid census captured in AUGUST 2024.

Governing Council Report

2024 was another busy year for the NPS governing council - a group of proactive volunteers who are passionate about our school community.

In term 1 we held the governing council elections at our AGM. We farewelled councillors Belinda Laycock, James Gale, Georgie Fitzgerald and Ali Mort, and welcomed Chris Beggs, Megan Hurrell, Ash Owen and Darrel Sunderland, together with staff representatives Bron Andrews and Dan Wallis.

The 2024 council comprised: Anna Thring (chair), Caroline Menzel (vice chair), Belinda Lowe (Treasurer and convenor of Fundraising), Bec Walter (Secretary), Naomi Feder (convenor of Education and Sports subcommittees), Nathan Wardle (convenor of Grounds), Alli Busutill (Canteen convenor), Darrel Sonderlund, Chris Beggs, Megan Hurrell, Ash Owen, Bron Andrews and Dan Wallis (staff reps), Andrea Lawrie (community rep) and Paul Harmer.

We were thrilled to officially open our new playground in March. This was the culmination of extensive planning, design work, consultation and liaising with stakeholders. The project was largely managed by Caroline Menzel. We've received really positive feedback from the kids, particularly regarding the swings. The lunchtime line-ups have finally died down a bit!

In May we were very pleased to bring cyber safety expert Susan McLean to the Wratonbully school partnership. Susan conducted sessions with students and a workshop for parents. I think all agreed the information and lessons she presented were invaluable in this era of social media. Thank you to Naomi Feder who was the driving force behind bringing Susan to Naracoorte.

In August we brought back the school disco following the success of 2024. This year we hosted two parties for the R-3 students and then 4-6 kids with DJ Alex at the helm. Both were very well attended and it was wonderful to see the kids having such a great time. Thank you to the education and staff committees for all of their party planning work, particularly Naomi Feder and Ash Owen, and to the leadership team and teaching staff for supervising on the night and joining in the fun.

The fundraising subcommittee had a very busy year, hosting the hugely successful movie night in September featuring the film 'It Ends With Us'. An enormous amount of work went into planning and hosting this event, and it was a credit to the proactive and hardworking committee. Another notable event was the Olympic marathon viewing party to cheer on NPS alumni Jess Stenson. Thanks to Ange Donnelly and the committee. These events, together with the Easter and Christmas raffles and the SRC's amazing Colour Run, raised over \$15,000, which is utterly outstanding. Some of these funds have been ear-tagged to purchase new marquees for the school.

The canteen ticked along beautifully this year and we welcomed Talitha van Zyl to the team. The Flexischools app continues to work well, and specials days have been a huge success. The canteen also introduced sushi Tuesdays in term 4 which have been a massive hit! Thank you to all of the parents who volunteered their time in the canteen in 2024 as we would not be able to offer this service without you.

Our sports subcommittee continued to support the school's many sporting events including Sport's Day, cross-country, school netball and football, the interschools football carnival, sporting clinics, and our student's SAPSASA participation.

Around the grounds we welcomed Mark Davies as groundskeeper. Mark has already made the role his own whilst prepping the grounds for sport's day. Other ongoing grounds projects include repairing the dragon boat, installing junior primary footy goals on the top grass area and signage upgrades. Importantly, there are safety improvement measures coming for the Kiss and Drop, and we are working on improving the flow to the front office/school entrance with new pathways and signage.

In term 3, the education subcommittee conducted the 2024 Governing Council Family Engagement Survey, and we were thrilled with the responses that families took the time to provide. We received valuable information across all areas covered by the governing council. The survey is the foundation for our planning and strategy formulation for 2025 and beyond.

In term 4 we were happy to announce that Paul Harmer has accepted the NPS principal position for 2025, with a 5 year tenure. We have enjoyed working with Paul in 2024, and look forward to continuing the very productive relationship between the council and the school leadership team.

Naracoorte Primary School has a vibrant community which is always humming with things to participate in, and feel connected by. Thank you again to everyone who has contributed in any way to making this school a wonderful place for our children to thrive in this year.

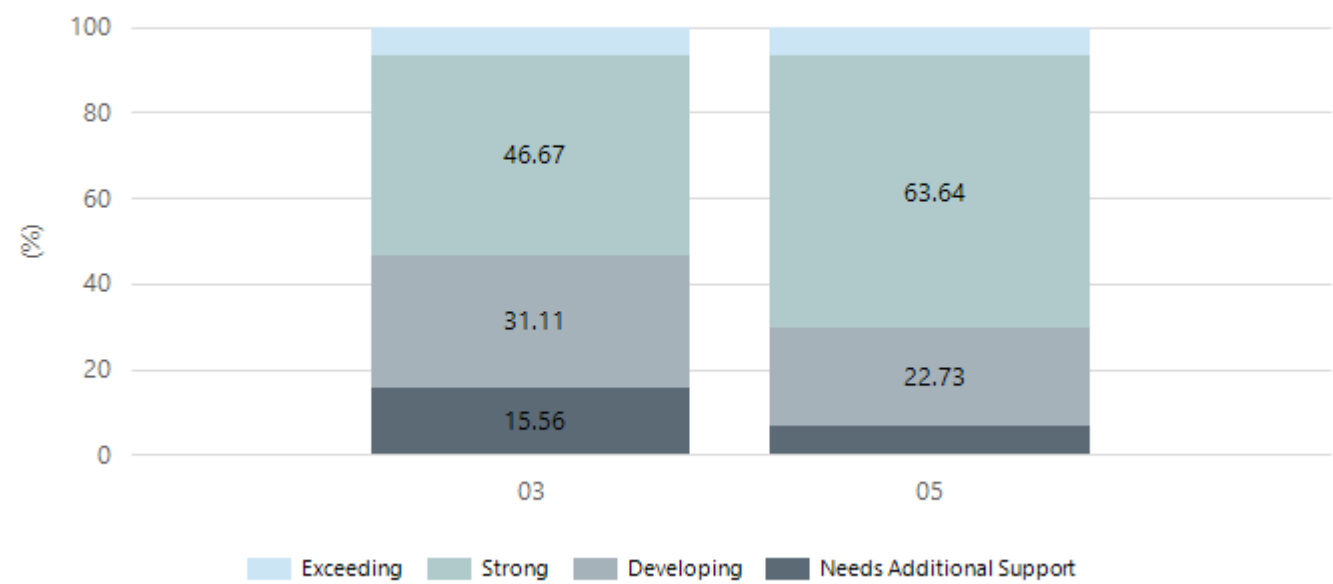
Anna Thring

Performance Summary

NAPLAN Proficiency

In 2023 the Australian Curriculum, Assessment and Reporting Authority (ACARA) - a Commonwealth Independent statutory authority - announced changes to NAPLAN performance reporting. The new approach replaces the previous numerical NAPLAN bands and the national minimum standard.

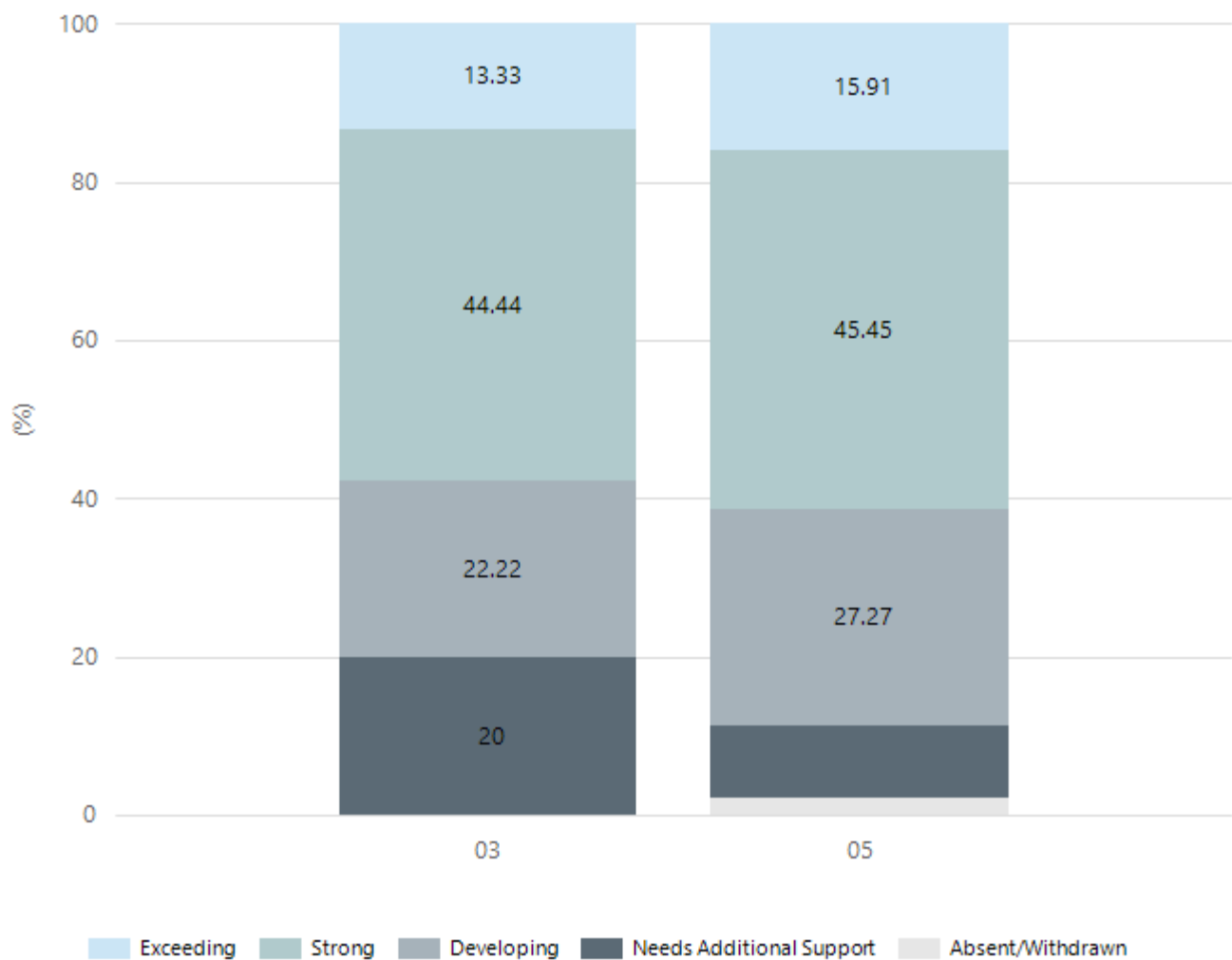
Numeracy



Year Level	03	05
Exceeding	3	3
Strong	21	28
Developing	14	10
Needs Additional Support	7	3
Total	45	44

Data Source: Department for Education Assessment Data Holdings, 2024. If there are less than 6 students who sat NAPLAN in a school, no information will be shown. If a year level has less than 6 students, that year level will not be shown in NAPLAN results.

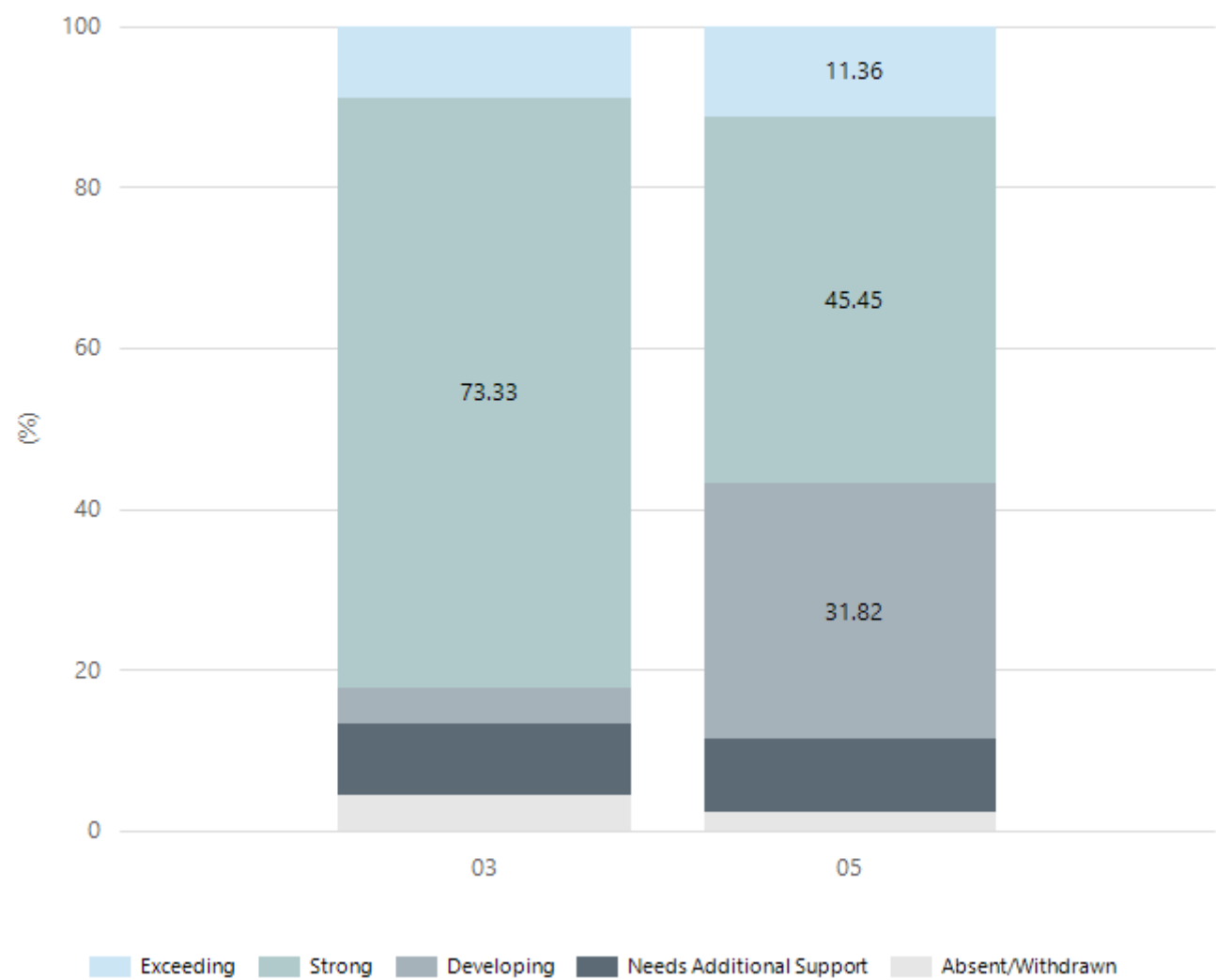
Reading



Year Level	03	05
Exceeding	6	7
Strong	20	20
Developing	10	12
Needs Additional Support	9	4
Absent/Withdrawn		1
Total	45	44

Data Source: Department for Education Assessment Data Holdings, 2024. If there are less than 6 students who sat NAPLAN in a school, no information will be shown. If a year level has less than 6 students, that year level will not be shown in NAPLAN results.

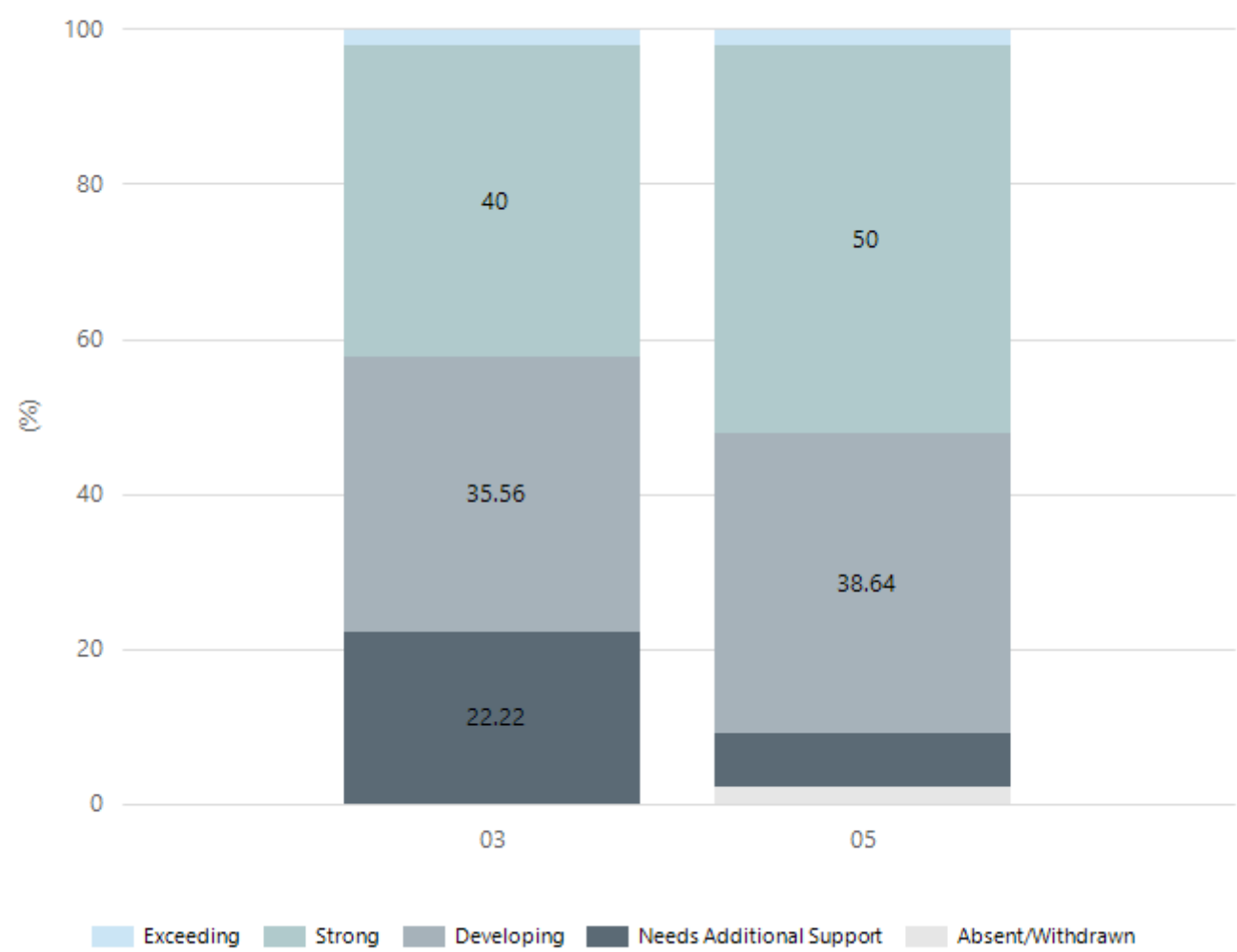
Writing



Year Level	03	05
Exceeding	4	5
Strong	33	20
Developing	2	14
Needs Additional Support	4	4
Absent/Withdrawn	2	1
Total	45	44

Data Source: Department for Education Assessment Data Holdings, 2024. If there are less than 6 students who sat NAPLAN in a school, no information will be shown. If a year level has less than 6 students, that year level will not be shown in NAPLAN results.

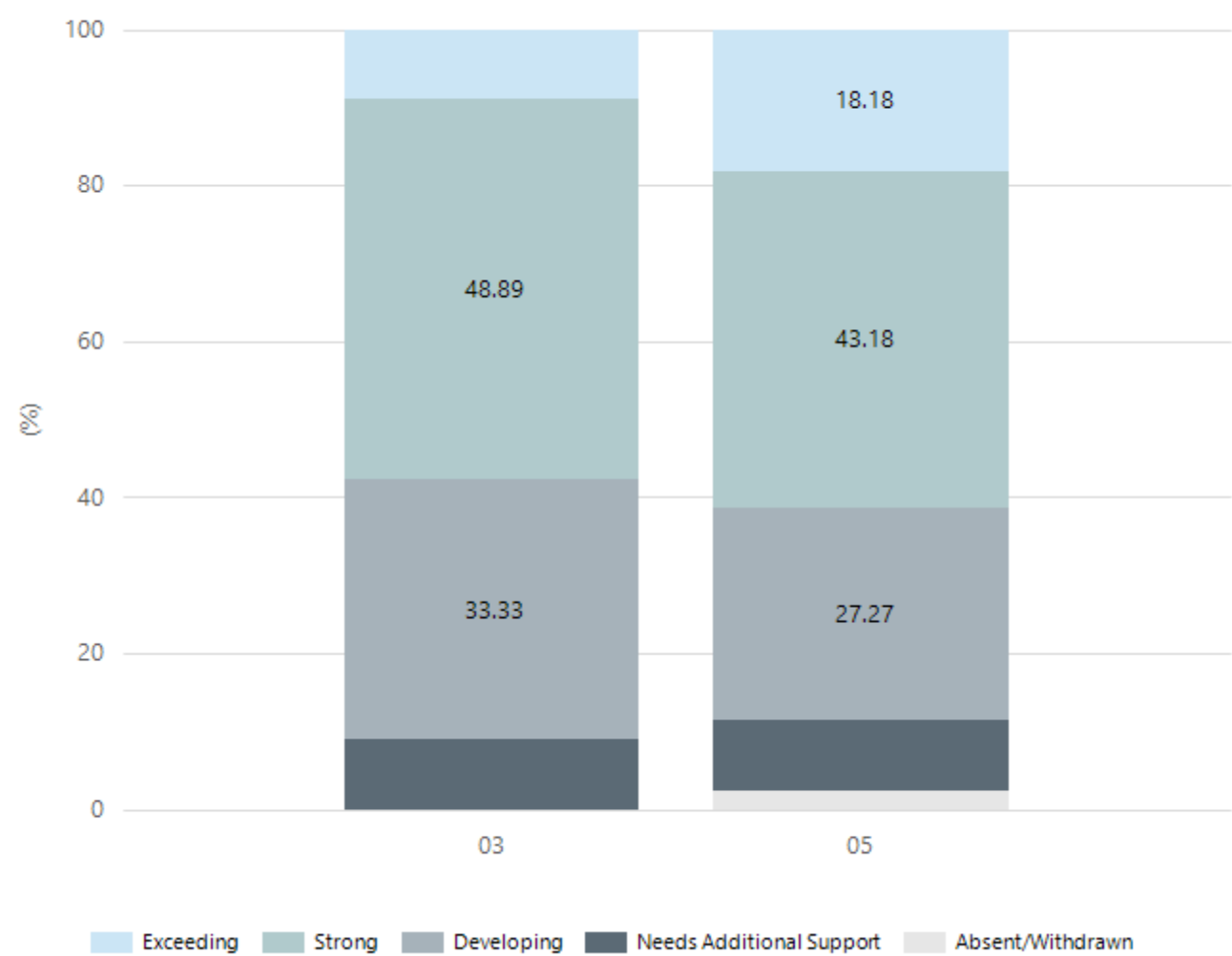
Grammar



Year Level	03	05
Exceeding	1	1
Strong	18	22
Developing	16	17
Needs Additional Support	10	3
Absent/Withdrawn		1
Total	45	44

Data Source: Department for Education Assessment Data Holdings, 2024. If there are less than 6 students who sat NAPLAN in a school, no information will be shown. If a year level has less than 6 students, that year level will not be shown in NAPLAN results.

Spelling



Year Level	03	05
Exceeding	4	8
Strong	22	19
Developing	15	12
Needs Additional Support	4	4
Absent/Withdrawn		1
Total	45	44

Data Source: Department for Education Assessment Data Holdings, 2024. If there are less than 6 students who sat NAPLAN in a school, no information will be shown. If a year level has less than 6 students, that year level will not be shown in NAPLAN results.

School Attendance

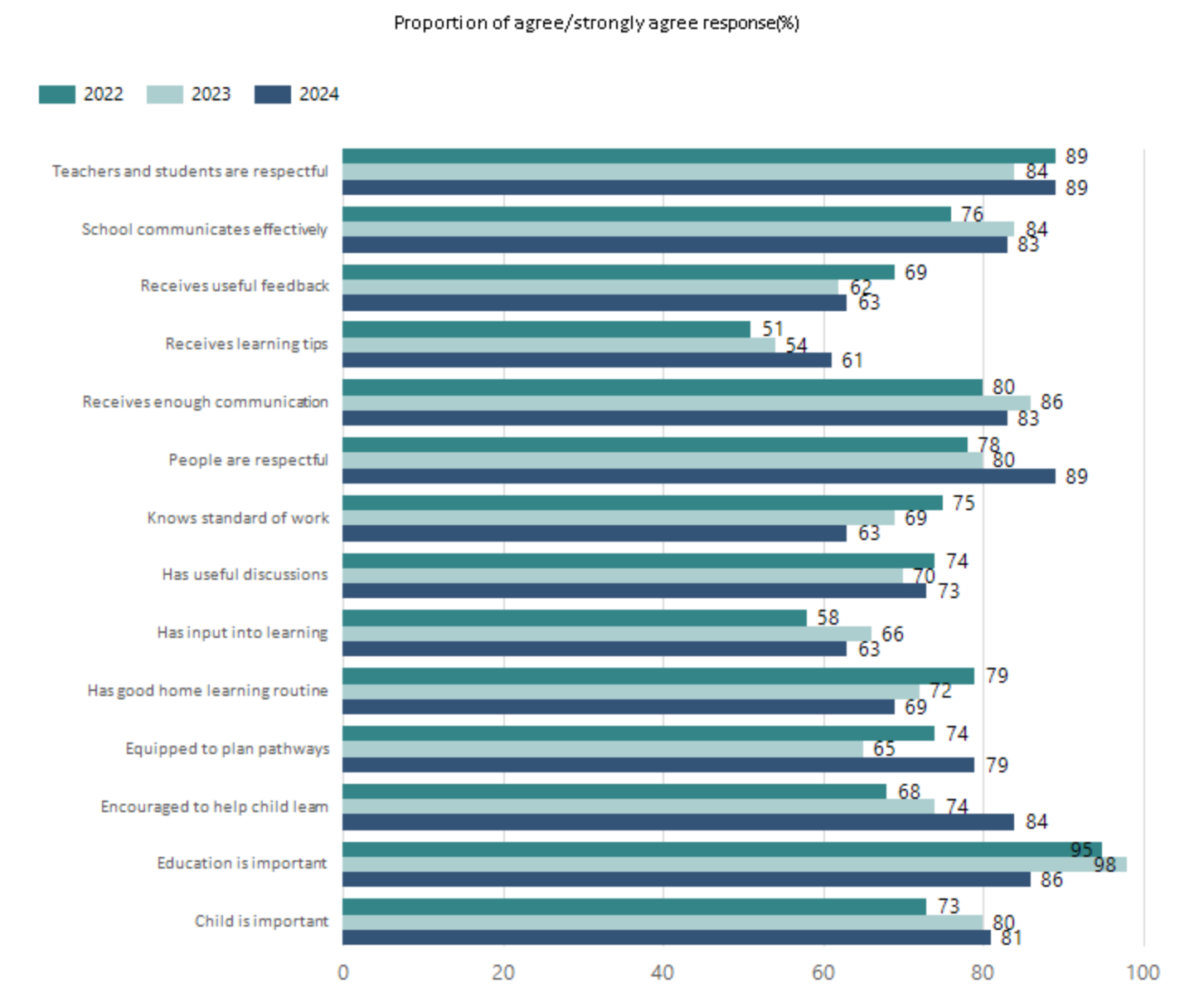
Year Level	2022	2023	2024
Reception	84.0%	92.4%	93.3%
Year 01	88.2%	88.0%	92.7%
Year 02	89.6%	88.8%	89.4%
Year 03	90.0%	93.1%	88.8%
Year 04	89.4%	91.6%	91.5%
Year 05	91.4%	92.5%	91.0%
Year 06	88.4%	91.1%	92.2%
Total	88.9%	91.1%	91.3%

Data Source: Department for Education Attendance Data, Semester 1 Report 2024. A blank cell indicates there we no students enrolled. 'Primary Other' includes students enrolled in specialised education options. 'Secondary Other' includes students who have already spent a year at Year 12 and elected to undertake further study at Year 12.

Attendance Comment

In South Australia, all children and young people must be in school from 6 years to 16 years old. They must attend a government or non-government school full time. From age 16 to 17 however, young people must attend school or an approved learning program (such as an apprenticeship, traineeship, accredited course or university). Schools and parents must encourage and support students to come to school every day. Parents and caregivers must make sure their child is enrolled in a school, and attends school all day and everyday it is open, unless a child is sick or has an approved exemption. Teachers and leaders actively follow up when a student misses school, including recording all absences and non-attendance. All schools in South Australia have local attendance procedures governed under the Education and Children's Services Regulations 2020.

School Parent Opinion Survey Results



Data Source: 2024 Department for Education Parent Opinions Survey, Term 3 2024.

Intended Destination

Leave Reason	Number	%
IS - INTERSTATE	3	19.0%
NG - ATTENDING NON-GOV SCHOOL IN SA	4	25.0%
QL - LEFT SA FOR QLD	1	6.0%
TG - TRANSFERRED TO SA GOVERNMENT SCHOOL	6	38.0%
U - UNKNOWN	2	13.0%

Data Source: Department for Education Destination Data Report, 2024. Data extract term 3 2024. Data shows recorded destinations for students that left the school in the previous year. Data is uploaded by schools in term 3 and may not reflect final or total figures at time of report creation.

Highest Qualifications held by the teaching workforce and workforce composition

All teachers at this school are qualified and registered with the SA Teachers Registration Board.

Qualification Level	Number of Qualifications
Bachelor's degrees or Diplomas	24
Postgraduate Qualifications	2

Data Source: Data extracted from Mandatory Workforce Information Collections as on the last pay date of June 2024. As self-reported by staff in the system.

Please note: Data includes staff who are Actively employed and on extended paid leave. Please note only the highest qualification of the Teaching staff is reported. Excludes any number of other certifications earned.

Workforce composition including indigenous staff

	Teaching Staff		Non-Teaching Staff	
	Indigenous	Non-Indigenous	Indigenous	Non-Indigenous
Full-Time Equivalents	0.0	21.6	0.0	9.8
Persons	0.0	26.0	0.0	16.0

Data Source: Data extracted from Mandatory Workforce Information Collection as on the last pay date of June 2024.

Please note: Data includes staff who are actively employed and on extended paid leave. "Indigenous category" is self-reported by staff in the system.

Financial Statement

Funding Source	Amount
Grants: State	\$3.70m
Grants: Commonwealth	\$3600
Parent Contributions	\$128, 534
Fund Raising	\$25, 110
Other	\$51, 661

Data Source: School supplied data.