

2024 annual report to the Community

Mundulla Primary School

Mundulla Primary School number: 297

Partnership: Tatiara



School principal:

Joann Packer

Joann Packer Signature

Date of endorsement:

21/03/2025



Context Statement

Mundulla Primary School caters for students from R-6. At the time of this report, the enrolment in 2024 is 68. Mundulla Primary School is classified as Category 6 on the Department for Education Index of Educational Disadvantage. At the time of this report, the school population includes 4% Aboriginal students, 6% students with disabilities, 1% children/young people in care. Further information about the school is available on the school's website (including its context statement), as well as the My School website. Data Source: Department for Education data holdings from Mid census captured in AUGUST 2024.

Governing Council Report

Another year has flown by very quickly and 2024 has been a very productive and successful year. Thank you to our teachers and SSOs for all your hard work and support working with the children throughout the year. A big thank you to you all Governing Council Members for the year, you have helped in many ways possible, and the year has gone very smoothly. Our governing council has supported the students in many ways this year in pathways such as GRIP, leadership courses, YELP and educational workshops.

We had a very busy year with many upgrades around our school. Our biggest one was the Nature Playground, a dream a few years ago. We were very lucky to have Greg Willoughby come on board to help plan, design and build this project. We began speaking to the students about what they would like to see in the nature play area and Greg took them all on board and went away and drew some hand sketches. From his sketches, the mammoth task started with locating all the materials needed to make the playground come to life. Pretty much all the materials used for the playground has been sourced from our local area. A huge thank you must go out to the parents of our school community for all your help on weekends & working bees to bring our nature playground to life. It sure does look great.

Another upgrade to our school was the staff room toilets, we converted the old first aid room into 2 cubicles and a hand washing area. We then turned the old toilet into a storage room. Our staff are very appreciative of this upgrade.

We have had another very successful year of fundraising, these events included – Mundulla Show, Sports Day, Market Day BBQ, School Concert Raffle, concert BBQ and the street party BBQ. Without all this fundraising & donations, projects that we have embarked on this year would not have been possible.

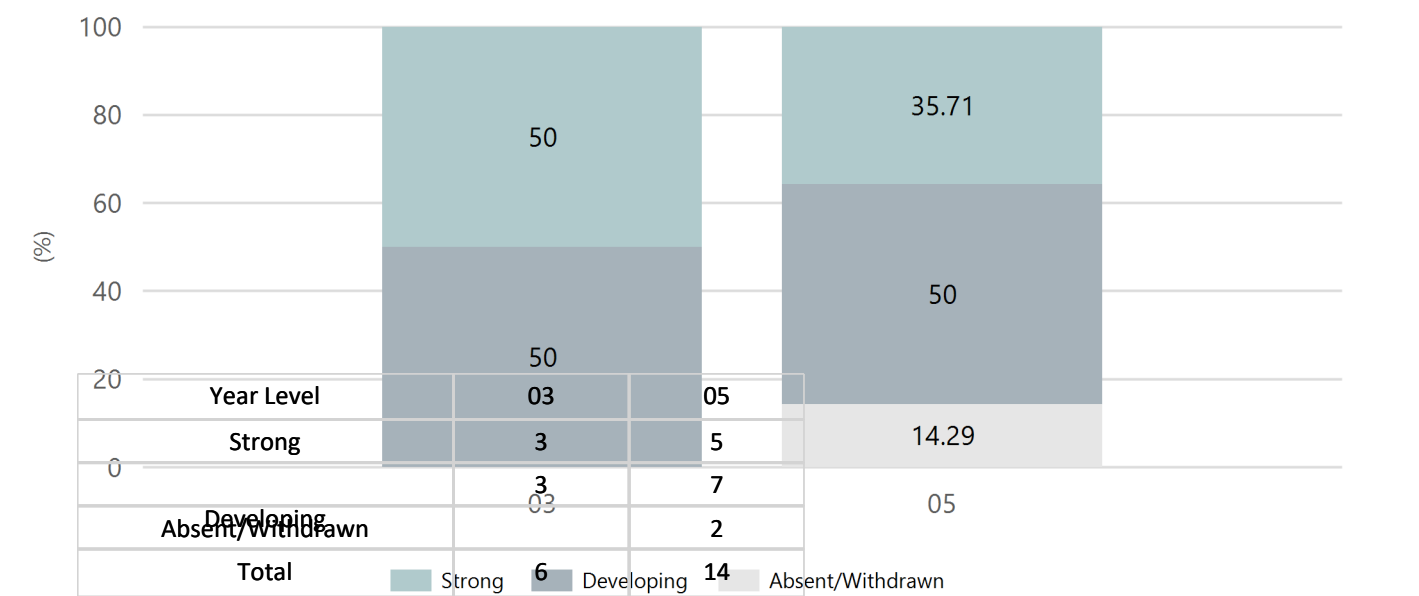
Adam Obst
Governing Council Chairman
Mundulla Primary School

Performance Summary

NAPLAN Proficiency

In 2023 the Australian Curriculum, Assessment and Reporting Authority (ACARA) - a Commonwealth Independent statutory authority - announced changes to NAPLAN performance reporting. The new approach replaces the previous numerical NAPLAN bands and the national minimum standard.

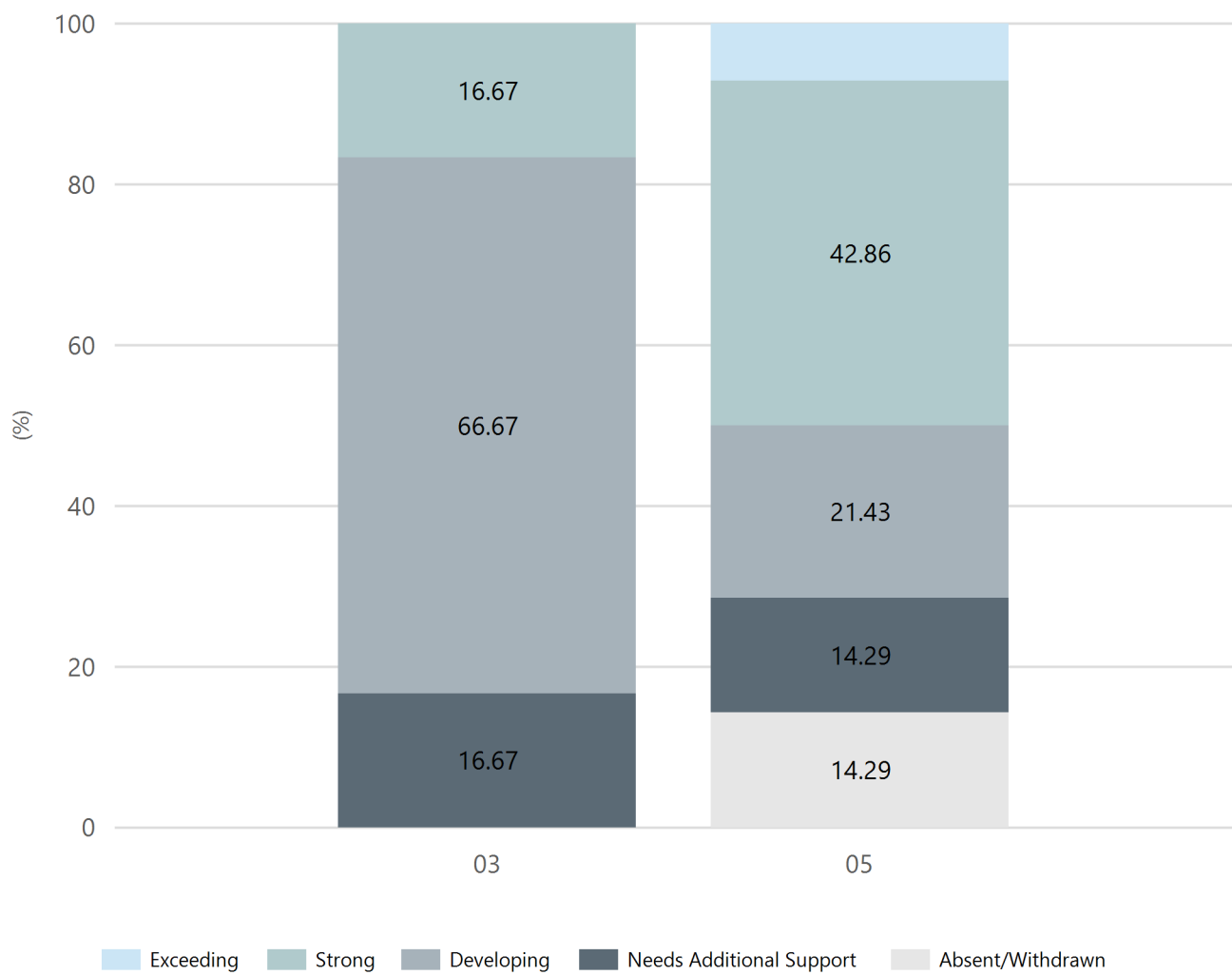
Numeracy



Year Level	03	05
Strong	3	5
Developing	3	7
Absent/Withdrawn		2
Total	6	14

Data Source: Department for Education Assessment Data Holdings, 2024. If there are less than 6 students who sat NAPLAN in a school, no information will be shown. If a year level has less than 6 students, that year level will not be shown in NAPLAN results.

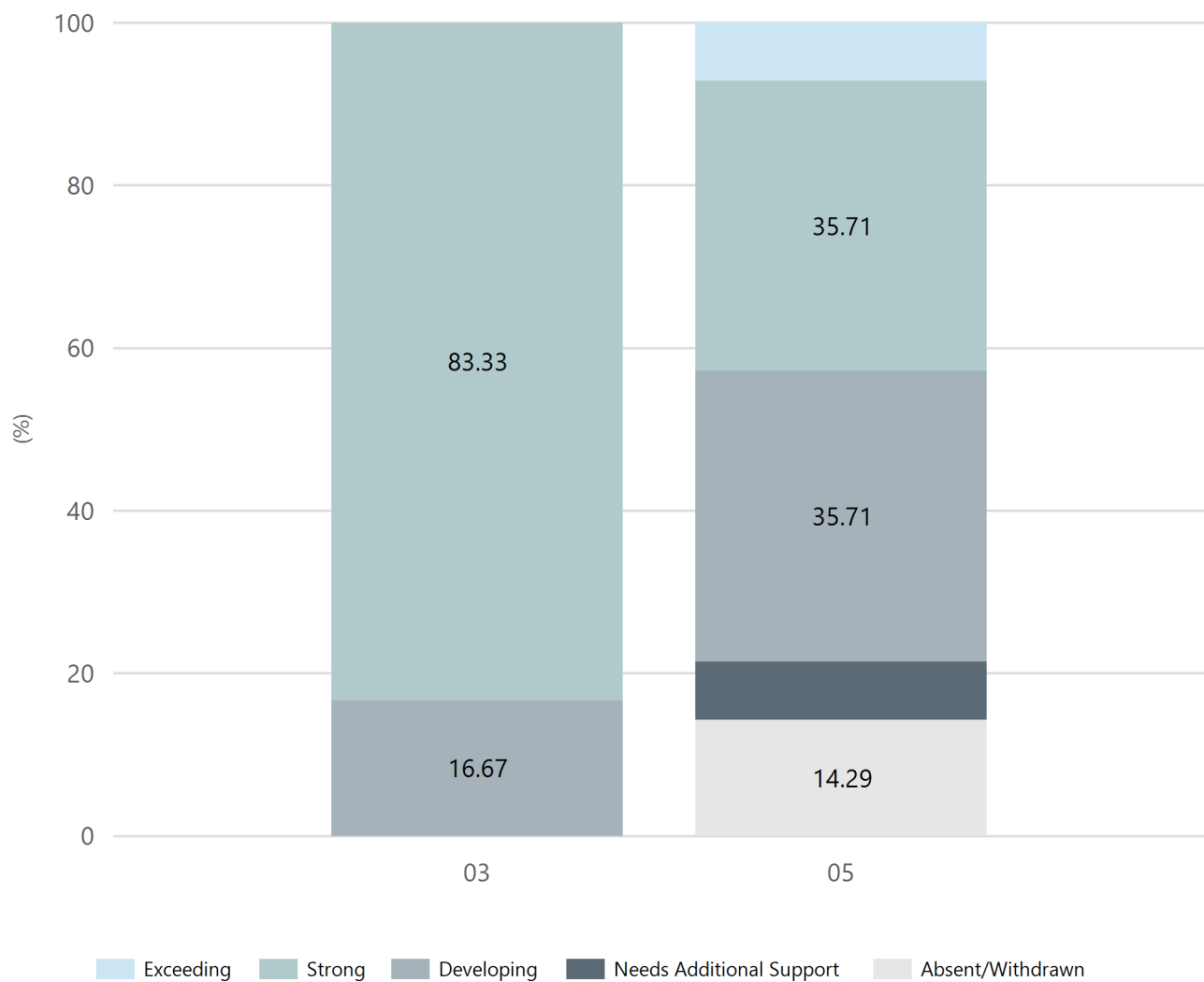
Reading



Year Level	03	05
Exceeding		1
Strong	1	6
Developing	4	3
Needs Additional Support	1	2
Absent/Withdrawn		2
Total	6	14

Data Source: Department for Education Assessment Data Holdings, 2024. If there are less than 6 students who sat NAPLAN in a school, no information will be shown. If a year level has less than 6 students, that year level will not be shown in NAPLAN results.

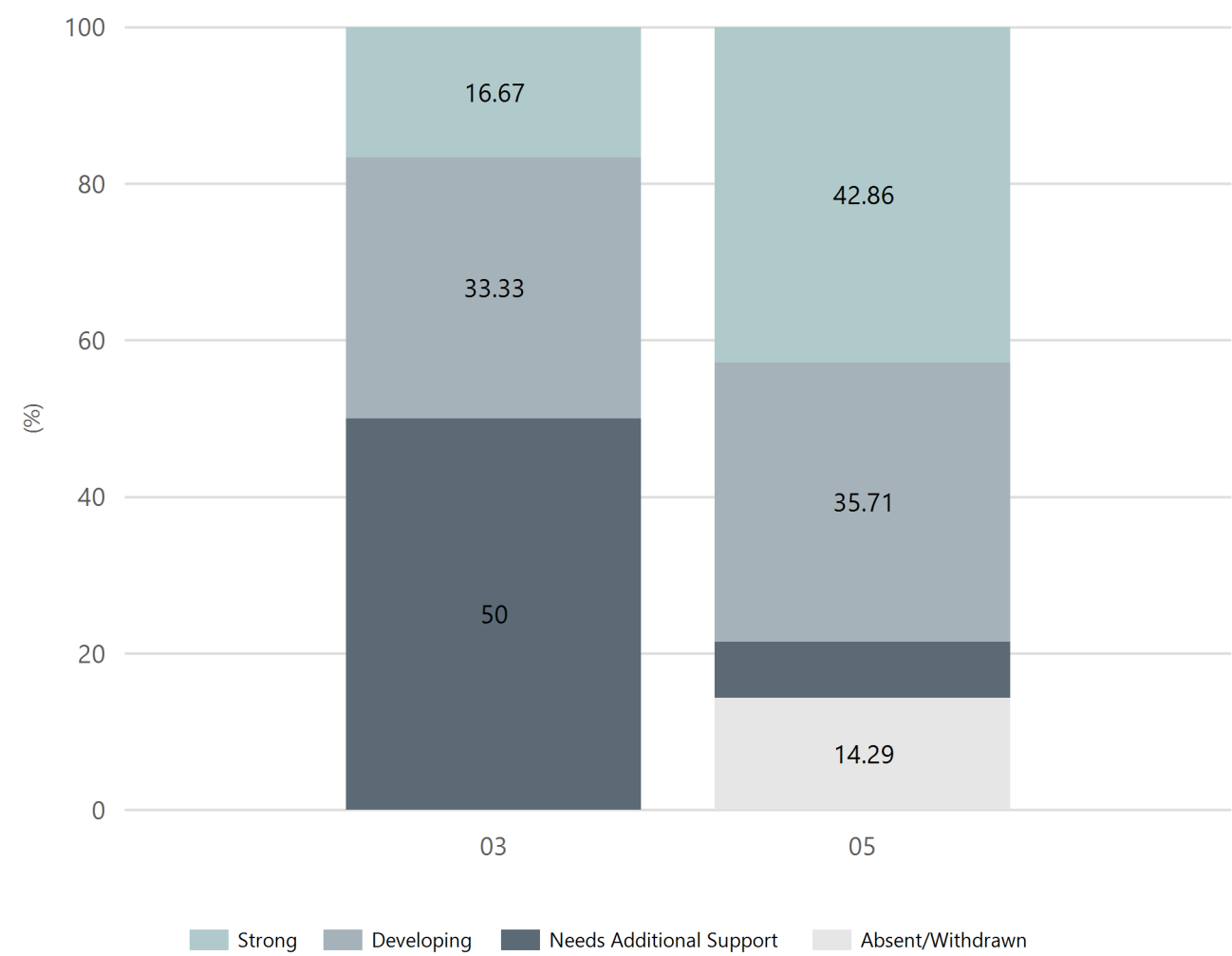
Writing



Year Level	03	05
Exceeding		1
Strong	5	5
Developing	1	5
Needs Additional Support		1
Absent/Withdrawn		2
Total	6	14

Data Source: Department for Education Assessment Data Holdings, 2024. If there are less than 6 students who sat NAPLAN in a school, no information will be shown. If a year level has less than 6 students, that year level will not be shown in NAPLAN results.

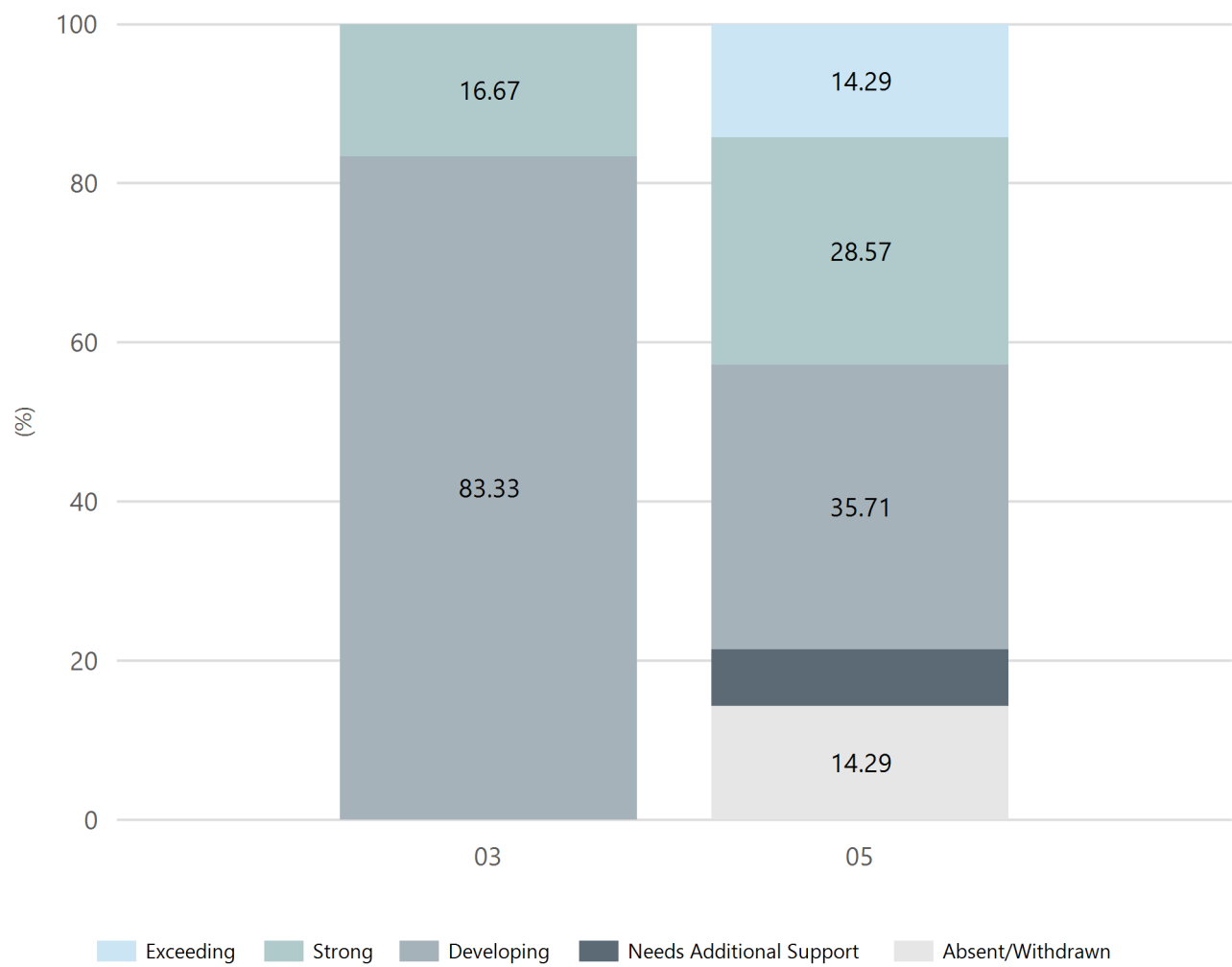
Grammar



Year Level	03	05
Strong	1	6
Developing	2	5
Needs Additional Support	3	1
Absent/Withdrawn		2
Total	6	14

Data Source: Department for Education Assessment Data Holdings, 2024. If there are less than 6 students who sat NAPLAN in a school, no information will be shown. If a year level has less than 6 students, that year level will not be shown in NAPLAN results.

Spelling



Year Level	03	05
Exceeding		2
Strong	1	4
Developing	5	5
Needs Additional Support		1
Absent/Withdrawn		2
Total	6	14

Data Source: Department for Education Assessment Data Holdings, 2024. If there are less than 6 students who sat NAPLAN in a school, no information will be shown. If a year level has less than 6 students, that year level will not be shown in NAPLAN results.

School Attendance

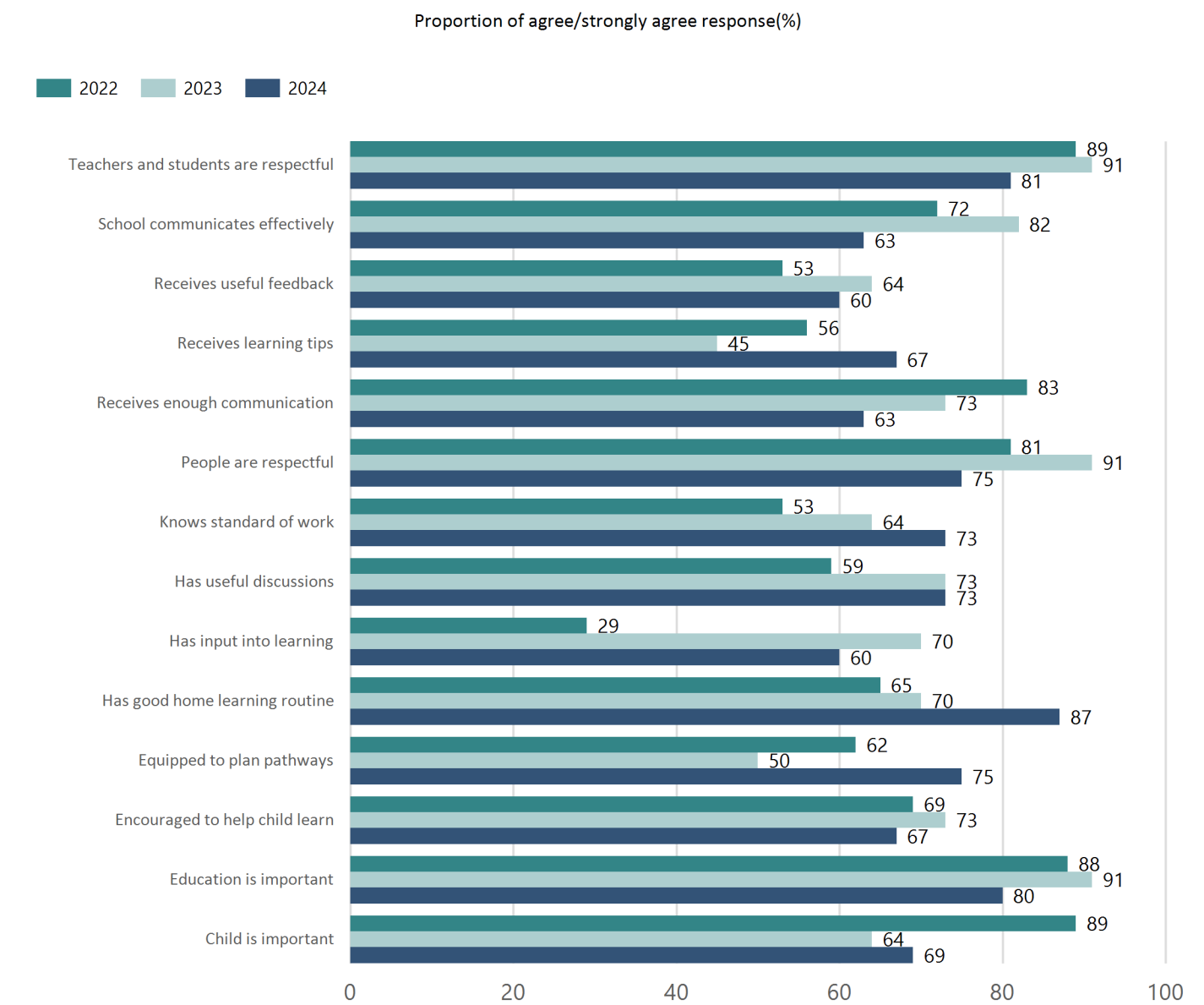
Year Level	2022	2023	2024
Reception	89.2%	85.0%	89.9%
Year 01	85.8%	92.2%	87.1%
Year 02	88.5%	93.4%	94.2%
Year 03	87.5%	90.2%	92.6%
Year 04	83.9%	85.2%	91.8%
Year 05	83.6%	91.9%	88.8%
Year 06	88.0%	88.9%	92.2%
Total	87.2%	88.7%	90.5%

Data Source: Department for Education Attendance Data, Semester 1 Report 2024. A blank cell indicates there we no students enrolled. 'Primary Other' includes students enrolled in specialised education options. 'Secondary Other' includes students who have already spent a year at Year 12 and elected to undertake further study at Year 12.

Attendance Comment

In South Australia, all children and young people must be in school from 6 years to 16 years old. They must attend a government or non-government school full time. From age 16 to 17 however, young people must attend school or an approved learning program (such as an apprenticeship, traineeship, accredited course or university). Schools and parents must encourage and support students to come to school every day. Parents and caregivers must make sure their child is enrolled in a school, and attends school all day and everyday it is open, unless a child is sick or has an approved exemption. Teachers and leaders actively follow up when a student misses school, including recording all absences and non-attendance. All schools in South Australia have local attendance procedures governed under the Education and Children's Services Regulations 2020.

School Parent Opinion Survey Results



Data Source: 2024 Department for Education Parent Opinions Survey, Term 3 2024.

Intended Destination

Leave Reason	Number	%
IS - INTERSTATE	1	100.0%

Data Source: Department for Education Destination Data Report, 2024. Data extract term 3 2024. Data shows recorded destinations for students that left the school in the previous year. Data is uploaded by schools in term 3 and may not reflect final or total figures at time of report creation.

Highest Qualifications held by the teaching workforce and workforce composition

All teachers at this school are qualified and registered with the SA Teachers Registration Board.

Qualification Level	Number of Qualifications
Bachelor's degrees or Diplomas	5
Postgraduate Qualifications	2

Data Source: Data extracted from Mandatory Workforce Information Collections as on the last pay date of June 2024. As self-reported by staff in the system.

Please note: Data includes staff who are Actively employed and on extended paid leave. Please note only the highest qualification of the Teaching staff is reported. Excludes any number of other certifications earned.

Workforce composition including indigenous staff

	Teaching Staff		Non-Teaching Staff	
	Indigenous	Non-Indigenous	Indigenous	Non-Indigenous
Full-Time Equivalents	0.0	5.1	0.0	3.6
Persons	0.0	7.0	0.0	6.0

Data Source: Data extracted from Mandatory Workforce Information Collection as on the last pay date of June 2024.

Please note: Data includes staff who are actively employed and on extended paid leave. "Indigenous category" is self-reported by staff in the system.

Financial Statement

Funding Source	Amount
Grants: State	1191153
Grants: Commonwealth	
Parent Contributions	13995
Fund Raising	8580
Other	

Data Source: School supplied data.