

2024 annual report to the
Community

Mil Lel Primary School

Mil Lel Primary School number: 0265

Partnership: Blue Lake



School principal:

Sharon Day

Date of
endorsement:

28/01/2025



Government
of South Australia
Department for Education

Context Statement

Mil Lel Primary School caters for students from R-6. At the time of this report, the enrolment in 2024 is 125. Mil Lel Primary School is classified as Category 6 on the Department for Education Index of Educational Disadvantage. At the time of this report, the school population includes 4% Aboriginal students, 5% students with disabilities, 2% children/young people in care. Further information about the school is available on the school's website (including its context statement), as well as the My School website.

Mil Lel Primary School opened in 1867 and recently celebrated 150 years of educating students in the region. The school is located among picturesque farmlands on the outskirts of Mount Gambier.

We are committed to providing a high quality education for students from Foundation to Year 6 within a supportive learning environment. Our values of Respect, Participation and Growth are encouraged through a broad, balanced curriculum and a variety of extra-curricular programs. We have a strong focus on literacy, numeracy, physical education and the Arts. To support literacy and numeracy outcomes, a key priority is intervention and support programs to maximise student learning in these areas.

We have inviting and modern classroom facilities that provide an excellent learning environment for our students. All classes are equipped with state-of-the-art technology to maximise student learning. We offer specialist curriculum areas in Spanish, HASS and PE. Students have the opportunity to take part in a range of activities such as choir, SAPSASA sports, many sporting events, Lions Mad Minute public speaking competition, debating and music events.

Data Source: Department for Education data holdings from Mid census captured in AUGUST 2024.

Governing Council Report

As Governing Council Chair, I would like to extend a huge thankyou to all parents, caregivers and families for your commitment and support throughout the 2024 year.

Our school Parent Club had another successful year and raised some well needed funds that have been contributed back to the school and used to improve the facilities and environment for all our kids to continue to thrive and learn in.

These efforts do not go unnoticed, and we are extremely grateful for your dedication as well as donation of time to keep this long-standing tradition alive as we celebrated the 85th year of the Parent Club in 2024. This can only continue if members (old and new) continue to be involved. Anyone who is considering joining in 2025 please reach out, everyone is welcome, and I really want to see this continue so that we can reach the 100-year milestone.

I would like to acknowledge the unwavering support and organisation that was provided for the 2024 Mil Lel Show. It was once again a great success, the biggest contribution to our fund raising, and does take a lot of effort to successfully co-ordinate. For those that came along, volunteered to help set up, assisted with running stalls or cooking a sausage or steak, thank you for your commitment.

To the graduating students of 2024, congratulations and we wish you all the best for the future.

To the departing families for 2024, thanks for all your support throughout your time at Mil Lel. Some have been members of our Governing Council and Parent Clubs and your contribution to our school will be missed.

To all the current Governing Council and Parent Club members, I sincerely thank you for all your efforts and support again in 2024 and look forward to seeing you, and some new members, in 2025.

Finally I would like to take the opportunity to thank Sharon Day for her contribution to our school as principal during the second half of 2024 and look forward to continuing to grow and improve our school in 2025.

Thankyou

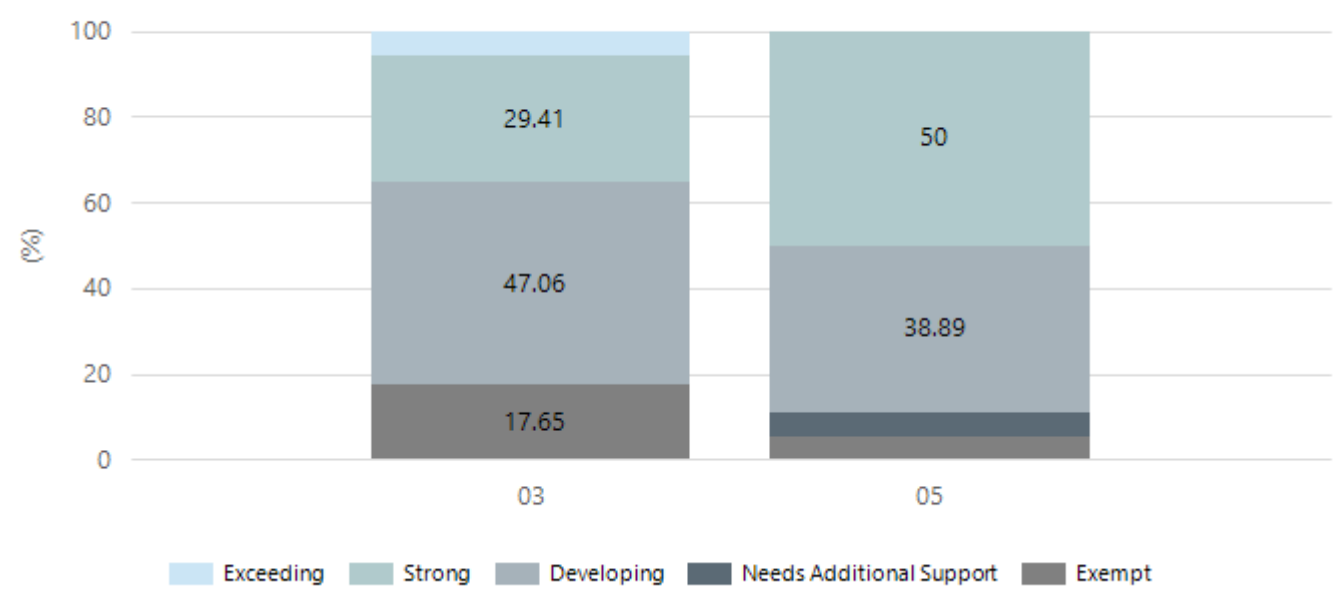
Peter Seebohm

Performance Summary

NAPLAN Proficiency

In 2023 the Australian Curriculum, Assessment and Reporting Authority (ACARA) - a Commonwealth Independent statutory authority - announced changes to NAPLAN performance reporting. The new approach replaces the previous numerical NAPLAN bands and the national minimum standard.

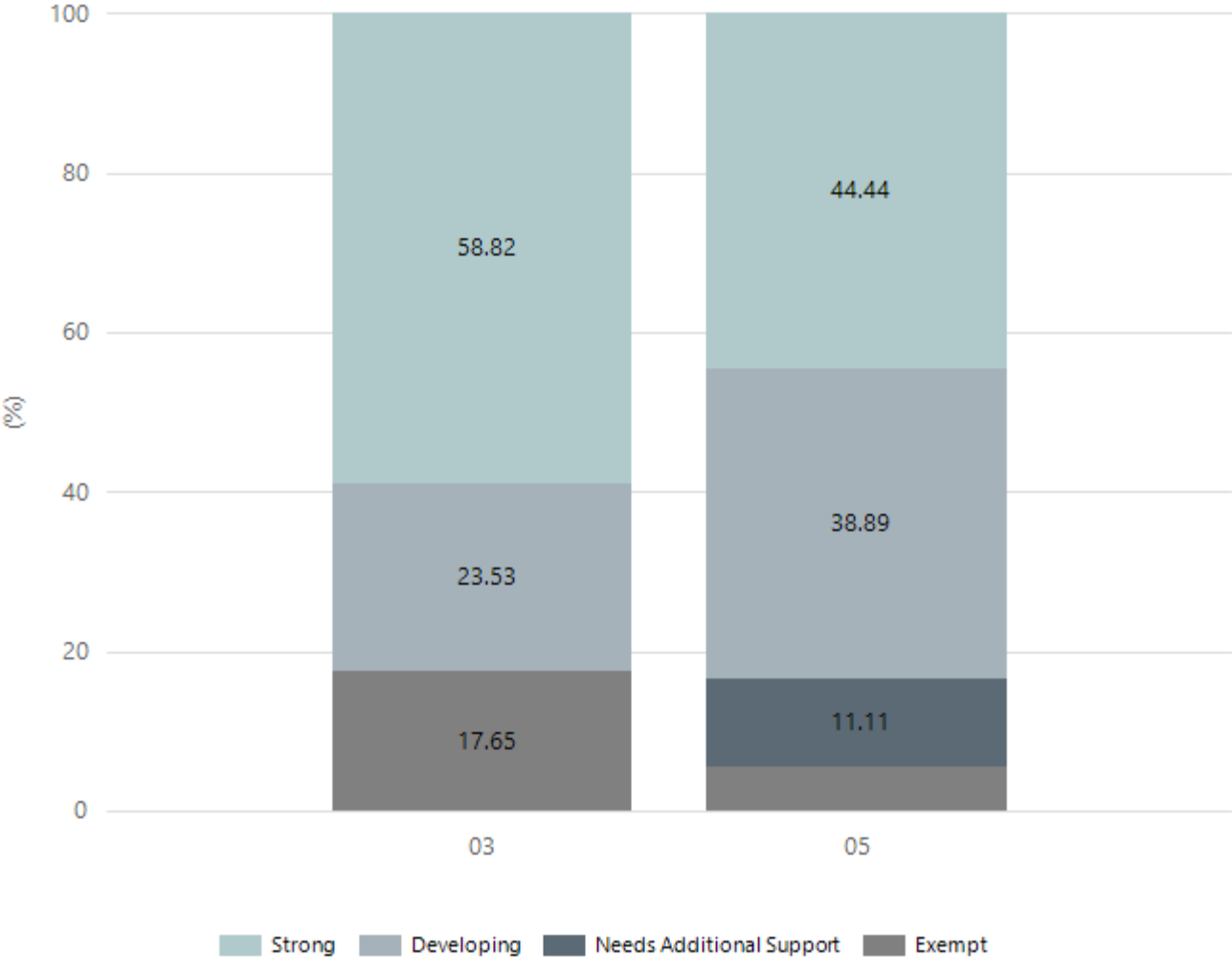
Numeracy



Year Level	03	05
Exceeding	1	
Strong	5	9
Developing	8	7
Needs Additional Support		1
Exempt	3	1
Total	17	18

Data Source: Department for Education Assessment Data Holdings, 2024. If there are less than 6 students who sat NAPLAN in a school, no information will be shown. If a year level has less than 6 students, that year level will not be shown in NAPLAN results.

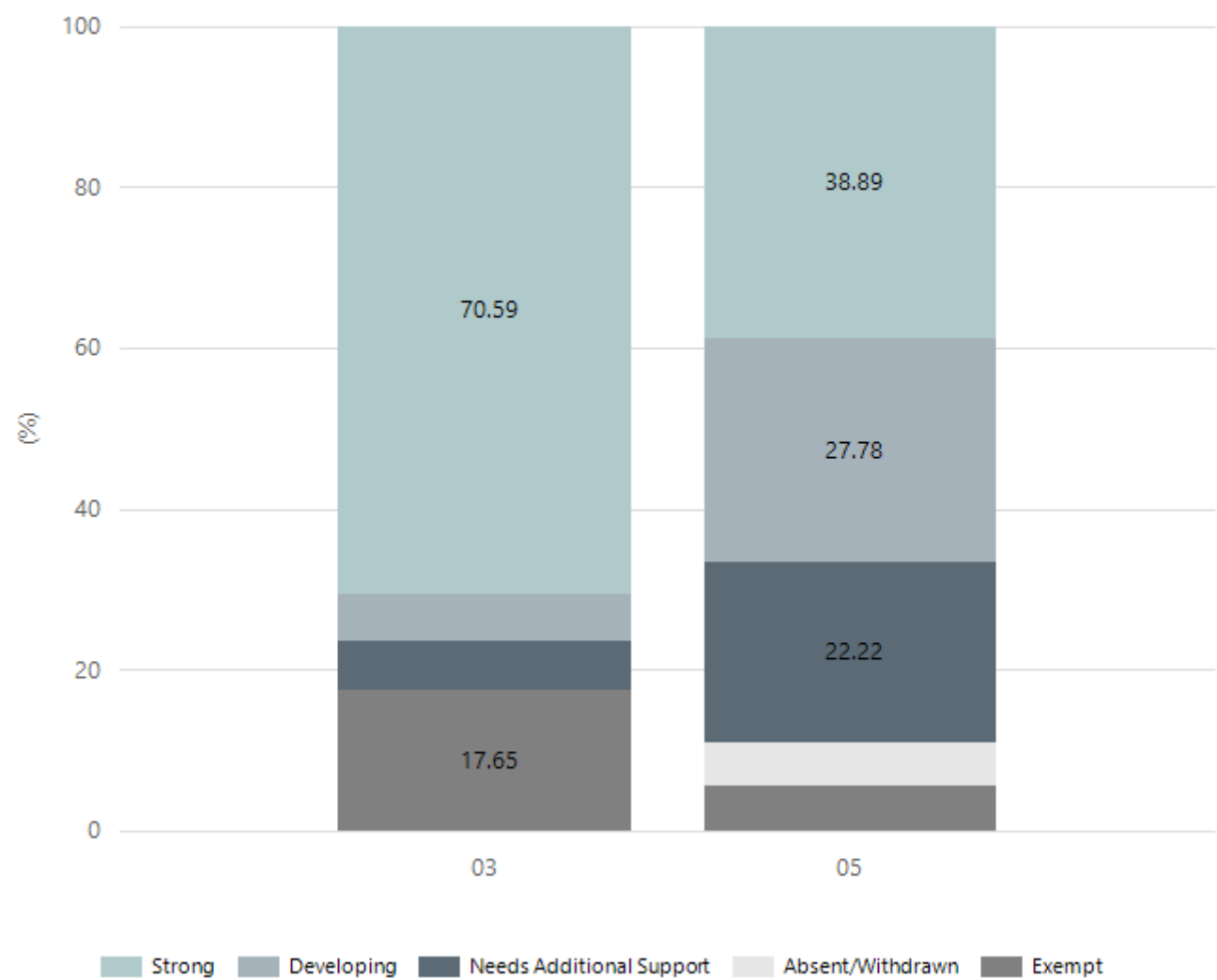
Reading



Year Level	03	05
Strong	10	8
Developing	4	7
Needs Additional Support		2
Exempt	3	1
Total	17	18

Data Source: Department for Education Assessment Data Holdings, 2024. If there are less than 6 students who sat NAPLAN in a school, no information will be shown. If a year level has less than 6 students, that year level will not be shown in NAPLAN results.

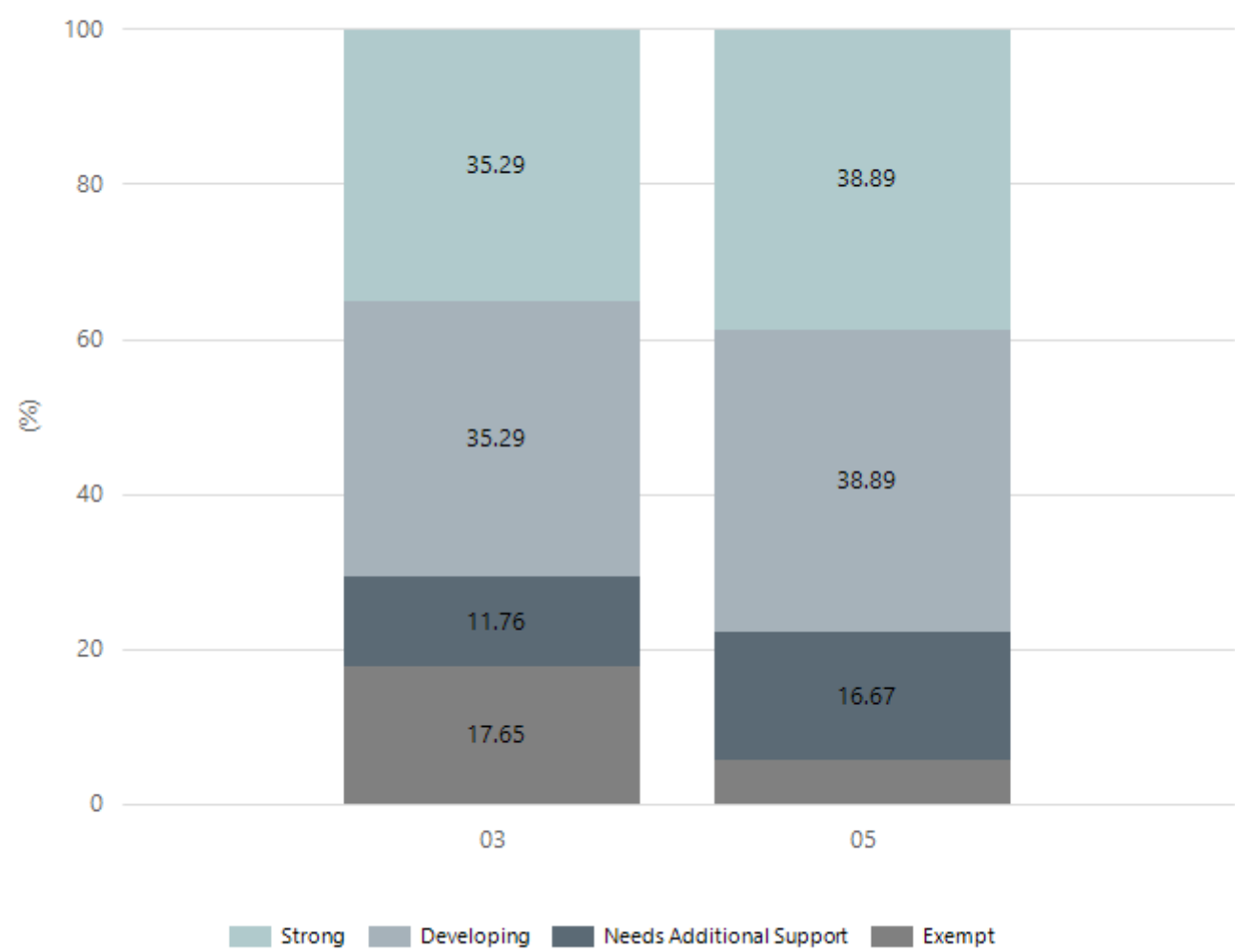
Writing



Year Level	03	05
Strong	12	7
Developing	1	5
Needs Additional Support	1	4
Absent/Withdrawn		1
Exempt	3	1
Total	17	18

Data Source: Department for Education Assessment Data Holdings, 2024. If there are less than 6 students who sat NAPLAN in a school, no information will be shown. If a year level has less than 6 students, that year level will not be shown in NAPLAN results.

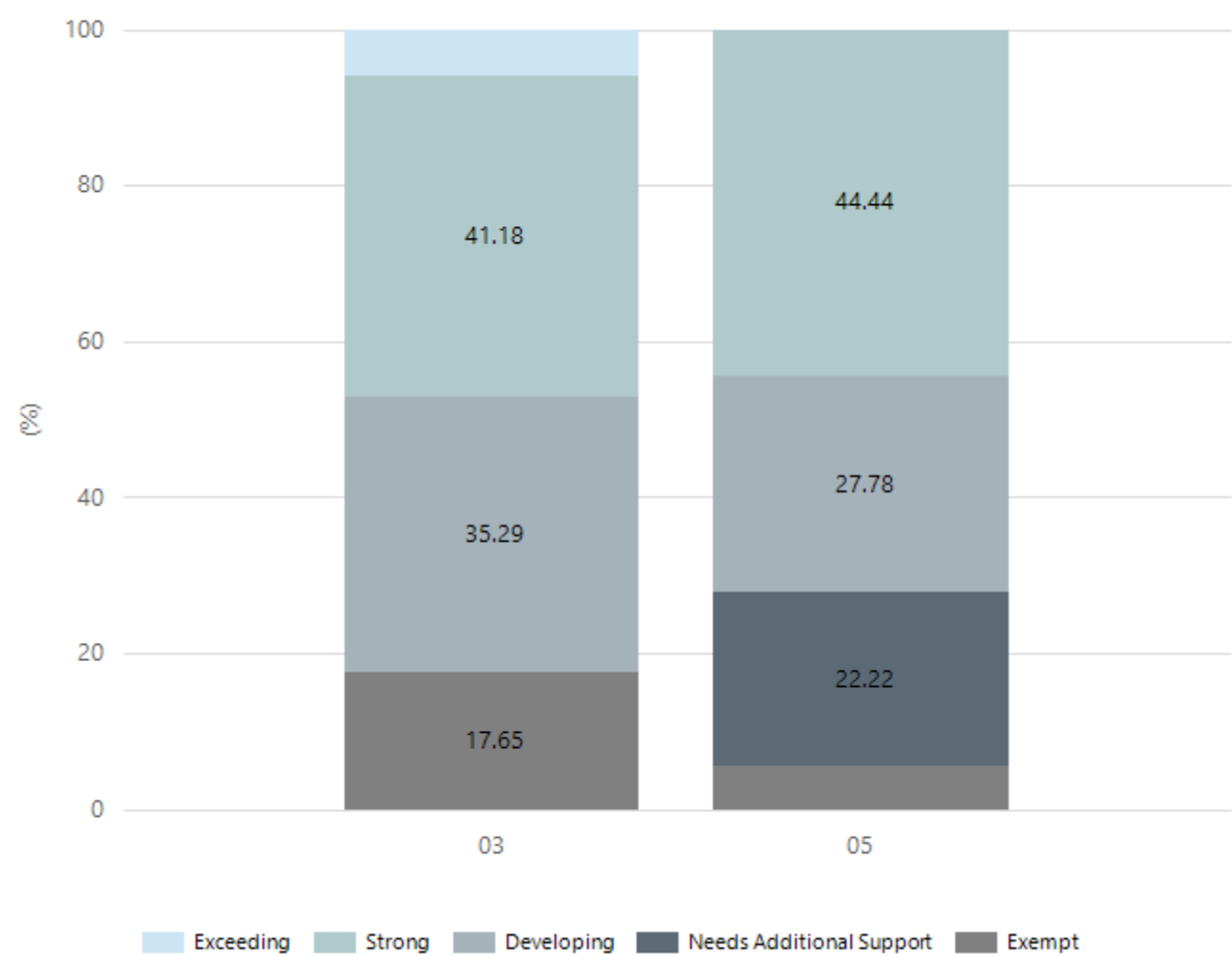
Grammar



Year Level	03	05
Strong	6	7
Developing	6	7
Needs Additional Support	2	3
Exempt	3	1
Total	17	18

Data Source: Department for Education Assessment Data Holdings, 2024. If there are less than 6 students who sat NAPLAN in a school, no information will be shown. If a year level has less than 6 students, that year level will not be shown in NAPLAN results.

Spelling



Year Level	03	05
Exceeding	1	
Strong	7	8
Developing	6	5
Needs Additional Support		4
Exempt	3	1
Total	17	18

Data Source: Department for Education Assessment Data Holdings, 2024.
If there are less than 6 students who sat NAPLAN in a school, no information will be shown. If a year level has less than 6 students, that year level will not be shown in NAPLAN results.

School Attendance

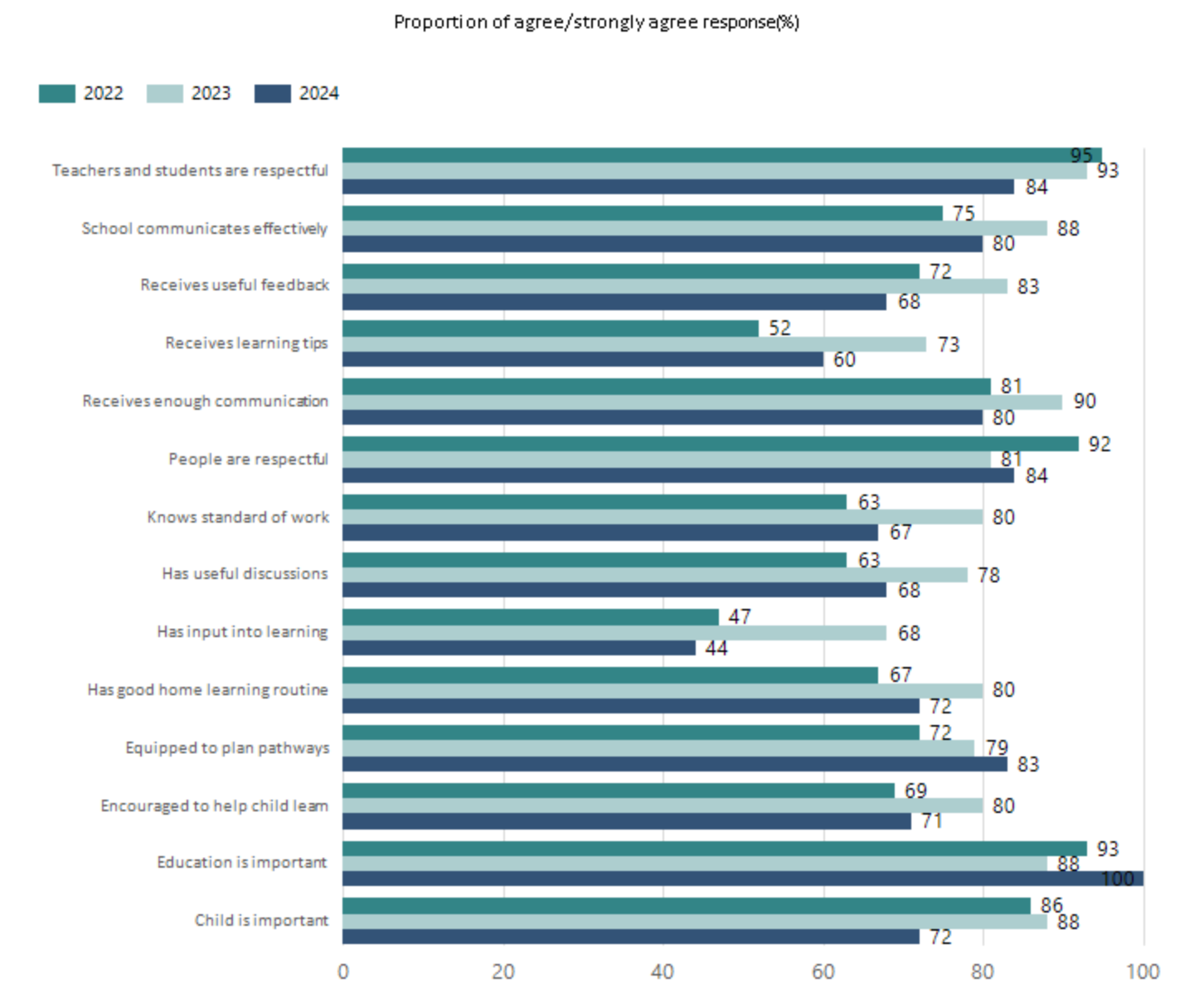
Year Level	2022	2023	2024
Reception	89.1%	91.8%	82.9%
Year 01	90.5%	85.3%	84.6%
Year 02	88.8%	93.0%	82.9%
Year 03	82.3%	90.0%	87.7%
Year 04	87.3%	87.4%	91.1%
Year 05	87.1%	86.7%	82.5%
Year 06	86.0%	87.8%	83.3%
Total	87.1%	88.8%	84.8%

Data Source: Department for Education Attendance Data, Semester 1 Report 2024. A blank cell indicates there we no students enrolled. 'Primary Other' includes students enrolled in specialised education options. 'Secondary Other' includes students who have already spent a year at Year 12 and elected to undertake further study at Year 12.

Attendance Comment

In South Australia, all children and young people must be in school from 6 years to 16 years old. They must attend a government or non-government school full time. From age 16 to 17 however, young people must attend school or an approved learning program (such as an apprenticeship, traineeship, accredited course or university). Schools and parents must encourage and support students to come to school every day. Parents and caregivers must make sure their child is enrolled in a school, and attends school all day and everyday it is open, unless a child is sick or has an approved exemption. Teachers and leaders actively follow up when a student misses school, including recording all absences and non-attendance. All schools in South Australia have local attendance procedures governed under the Education and Children's Services Regulations 2020.

School Parent Opinion Survey Results



Data Source: 2024 Department for Education Parent Opinions Survey, Term 3 2024.

Intended Destination

Leave Reason	Number	%
NG - ATTENDING NON-GOV SCHOOL IN SA	2	67.0%
TG - TRANSFERRED TO SA GOVERNMENT SCHOOL	1	33.0%

Data Source: Department for Education Destination Data Report, 2024. Data extract term 3 2024. Data shows recorded destinations for students that left the school in the previous year. Data is uploaded by schools in term 3 and may not reflect final or total figures at time of report creation.

Highest Qualifications held by the teaching workforce and workforce composition

All teachers at this school are qualified and registered with the SA Teachers Registration Board.

Qualification Level	Number of Qualifications
Bachelor's degrees or Diplomas	9
Postgraduate Qualifications	2

Data Source: Data extracted from Mandatory Workforce Information Collections as on the last pay date of June 2024. As self-reported by staff in the system.

Please note: Data includes staff who are Actively employed and on extended paid leave. Please note only the highest qualification of the Teaching staff is reported. Excludes any number of other certifications earned.

Workforce composition including indigenous staff

	Teaching Staff		Non-Teaching Staff	
	Indigenous	Non-Indigenous	Indigenous	Non-Indigenous
Full-Time Equivalents	0.0	7.6	0.0	4.5
Persons	0.0	11.0	0.0	8.0

Data Source: Data extracted from Mandatory Workforce Information Collection as on the last pay date of June 2024.

Please note: Data includes staff who are actively employed and on extended paid leave. "Indigenous category" is self-reported by staff in the system.

Financial Statement

Funding Source	Amount
Grants: State	\$1,661,207.51
Grants: Commonwealth	\$0
Parent Contributions	\$57,598.52
Fund Raising	\$0
Other	\$5699.17

Data Source: School supplied data.