

2023 annual report to the Community

Happy Valley Primary School

Happy Valley Primary School number: 171

Partnership: South Valley



School principal:

Paul Taylor

Signature

Date of endorsement:

02/04/2024



Government
of South Australia
Department for Education

Context Statement

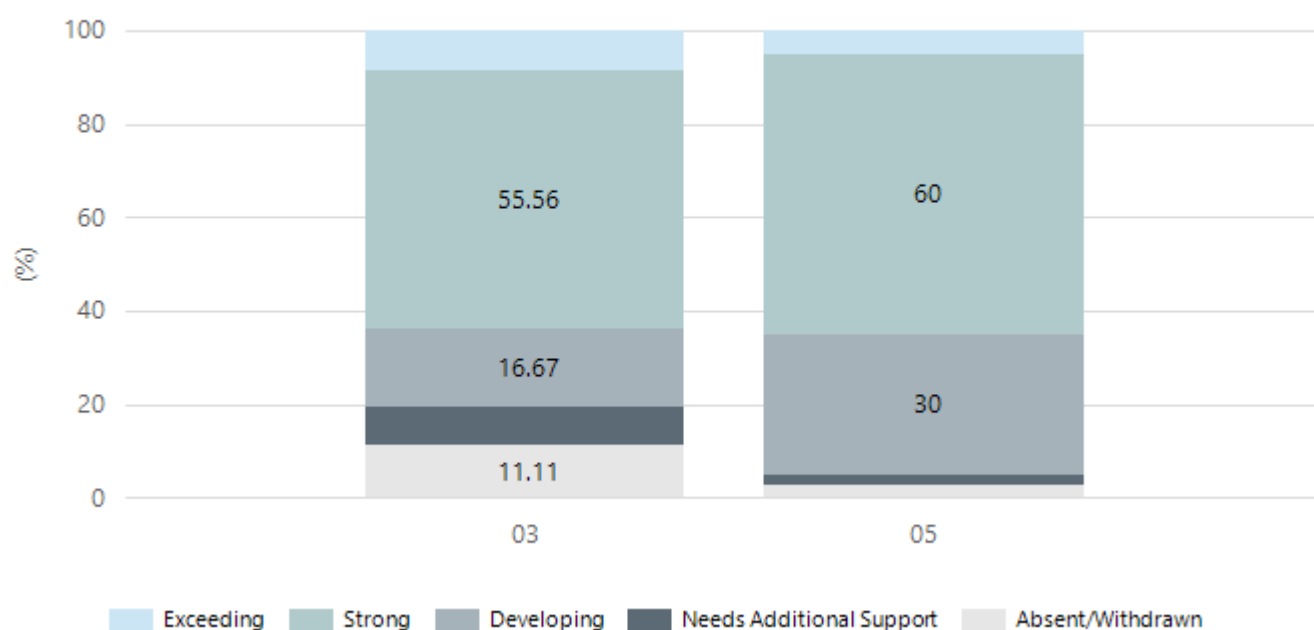
Happy Valley Primary School caters for students from R-6. At the time of this report, the enrolment in 2023 is 264. Happy Valley Primary School is classified as Category 6 on the Department for Education Index of Educational Disadvantage. At the time of this report, the school population includes 3% Aboriginal students, 6% students with disabilities, 1% students with English as an additional language or dialect (EALD) funded background. Further information about the school is available on the school's website (including its context statement), as well as the My School website.

Performance Summary

NAPLAN Proficiency

In 2023, the Australian Curriculum, Assessment and Reporting Authority (ACARA) - a Commonwealth Independent statutory authority - announced changes to NAPLAN performance reporting. This new way of reporting by ACARA that NAPLAN results from 2023 will not be comparable to previous years. The new approach replaces the previous numerical NAPLAN bands and the national minimum standard.

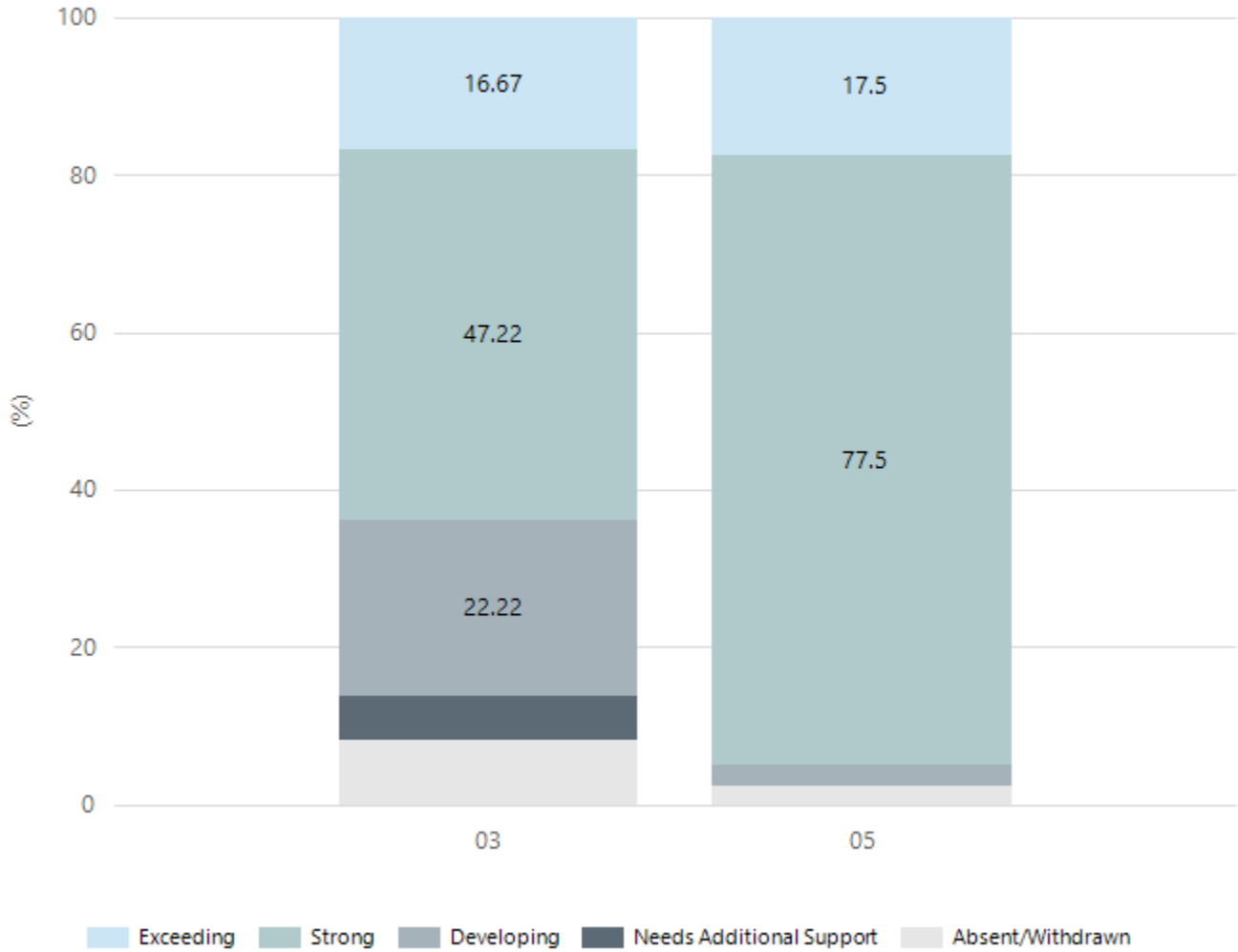
Numeracy



Year Level	03	05
Exceeding	3	2
Strong	20	24
Developing	6	12
Needs Additional Support	3	1
Absent/Withdrawn	4	1
Total	36	40

Data Source: Department for Education Assessment Data Holdings, 2023. When there are less than six students in a cohort, no data is supplied.

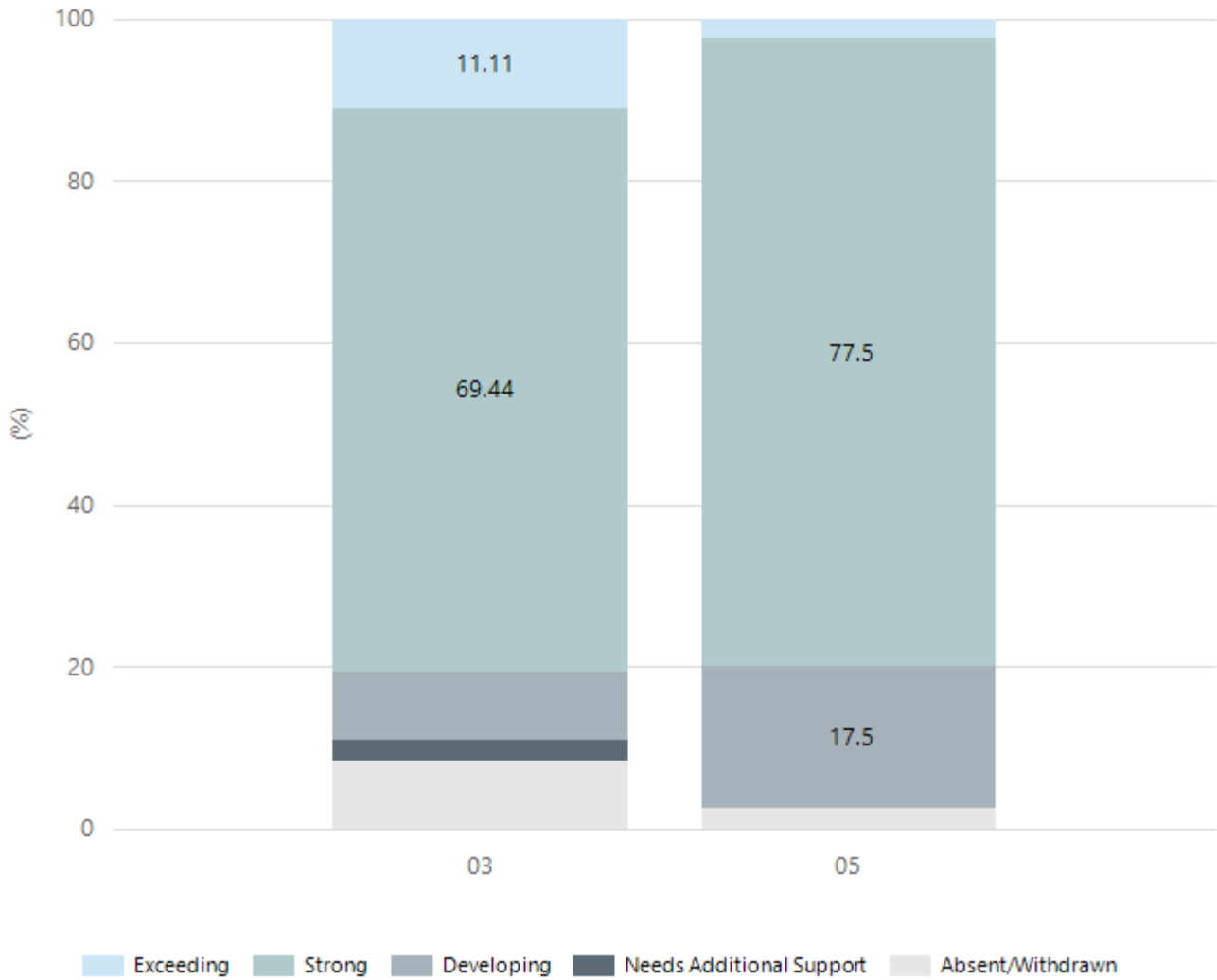
Reading



Year Level	03	05
Exceeding	6	7
Strong	17	31
Developing	8	1
Needs Additional Support	2	
Absent/Withdrawn	3	1
Total	36	40

Data Source: Department for Education Assessment Data Holdings, 2023. When there are less than six students in a cohort, no data is supplied.

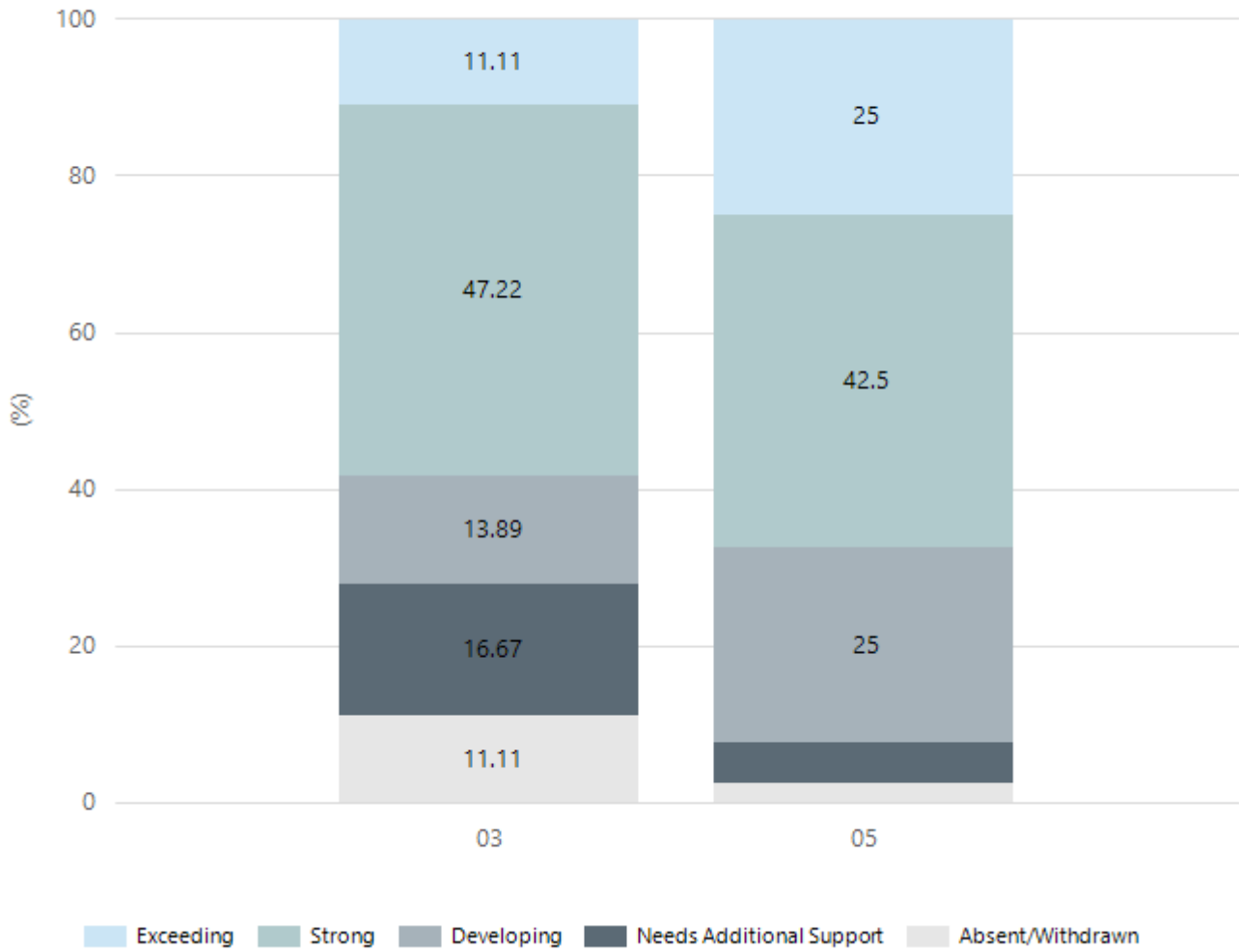
Writing



Year Level	03	05
Exceeding	4	1
Strong	25	31
Developing	3	7
Needs Additional Support	1	
Absent/Withdrawn	3	1
Total	36	40

Data Source: Department for Education Assessment Data Holdings, 2023. When there are less than six students in a cohort, no data is supplied.

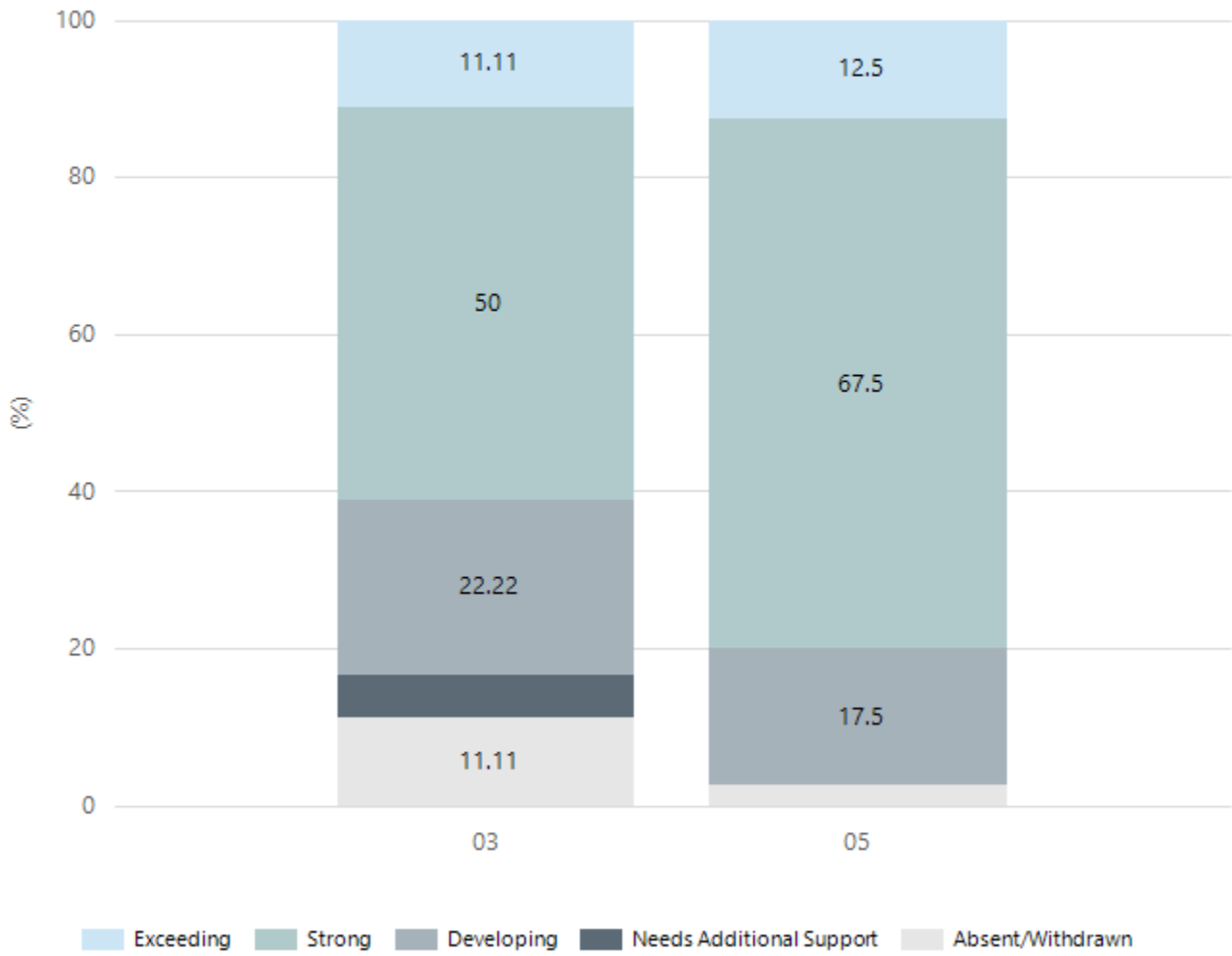
Grammar



Year Level	03	05
Exceeding	4	10
Strong	17	17
Developing	5	10
Needs Additional Support	6	2
Absent/Withdrawn	4	1
Total	36	40

Data Source: Department for Education Assessment Data Holdings, 2023. When there are less than six students in a cohort, no data is supplied.

Spelling



Year Level	03	05
Exceeding	4	5
Strong	18	27
Developing	8	7
Needs Additional Support	2	
Absent/Withdrawn	4	1
Total	36	40

Data Source: Department for Education Assessment Data Holdings, 2023. When there are less than six students in a cohort, no data is supplied.

School Attendance

Year Level	2021	2022	2023
Reception	94.4%	89.5%	92.3%
Year 01	92.7%	87.6%	93.1%
Year 02	90.1%	87.4%	91.5%
Year 03	93.7%	86.9%	91.8%
Year 04	94.5%	89.8%	90.0%
Year 05	92.9%	89.4%	90.2%
Year 06	91.4%	88.6%	91.4%
Year 07	87.8%		
Total	92.2%	88.5%	91.6%

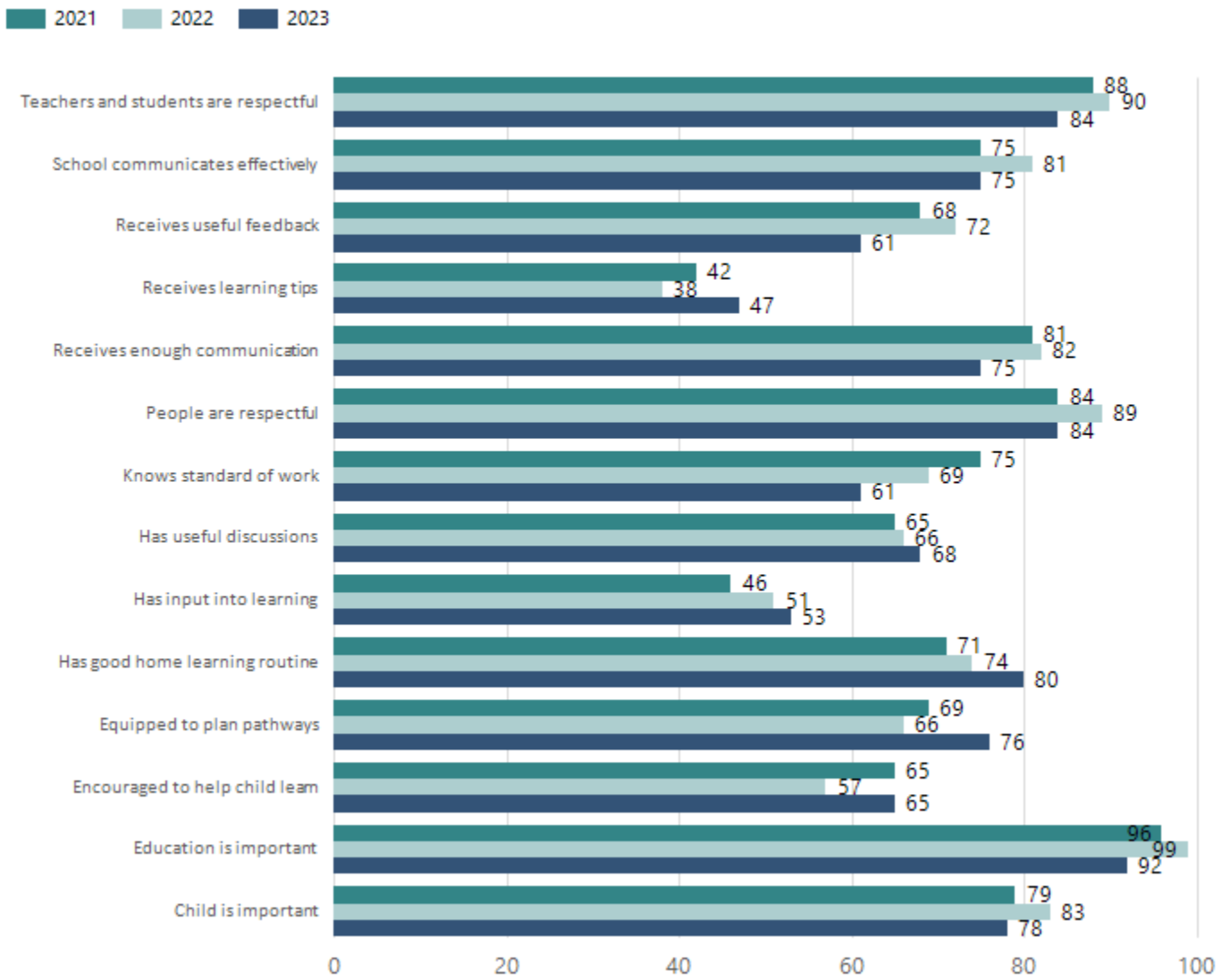
Data Source: Department for Education Attendance Data, Semester 1 Report 2023. A blank cell indicates there were no students enrolled. 'Primary Other' includes students enrolled in specialised education options. 'Secondary Other' includes students who have already spent a year at Year 12 and elected to undertake further study at Year 12.

Attendance Comment

In South Australia, all children and young people must be in school from 6 years to 16 years old. They must attend a government or non-government school full time. From age 16 to 17 however, young people must attend school or an approved learning program (such as an apprenticeship, traineeship, accredited course or university). Schools and parents must encourage and support students to come to school every day. Parents and caregivers must make sure their child is enrolled in a school, and attends school all day and everyday it is open, unless a child is sick or has an approved exemption. Teachers and leaders actively follow up when a student misses school, including recording all absences and non-attendance. All schools in South Australia have local attendance procedures governed under the Education and Children's Services Regulations 2020.

Parent Opinion Survey Results

Proportion of agree/strongly agree response(%)



Data Source: 2023 Department for Education Parent Opinions Survey, Term 3 2023.

Intended Destination

Leave Reason	Number	%
NG - ATTENDING NON-GOV SCHOOL IN SA	2	17.0%
TG - TRANSFERRED TO SA GOVERNMENT SCHOOL	8	67.0%
WA - LEFT SA FOR WA	2	17.0%

Data Source: Department for Education Destination Data Report, 2023. Data extract term 3 2023. Data shows recorded destinations for students that left the school in the previous year. Data is uploaded by schools in term 3 and may not reflect final or total figures at time of report creation.

Highest Qualifications held by the teaching workforce and workforce composition

All teachers at this school are qualified and registered with the SA Teachers Registration Board.

Qualification Level	Number of Qualifications
Bachelor's degrees or Diplomas	13
Postgraduate Qualifications	5

Data Source: Data extracted from Mandatory Workforce Information Collections as on the last pay date of June 2023. As self-reported by staff in the system.

Please note: Data includes staff who are Actively employed and on extended paid leave. Please note only the highest qualification of the Teaching staff is reported. Excludes any number of other certifications earned.

Workforce composition including indigenous staff

	Teaching Staff		Non-Teaching Staff	
	Indigenous	Non-Indigenous	Indigenous	Non-Indigenous
Full-Time Equivalents	0.0	14.9	0.0	7.3
Persons	0.0	18.0	0.0	11.0

Data Source: Data extracted from Mandatory Workforce Information Collection as on the last pay date of June 2023.

Please note: Data includes staff who are actively employed and on extended paid leave. "Indigenous category" is self-reported by staff in the system.

Financial Statement

Funding Source	Amount
Grants: State	
Grants: Commonwealth	\$7500
Parent Contributions	\$67934.75
Fund Raising	\$13352
Other	

Data Source: School supplied data.

2023 Annual Report for Happy Valley Primary School's Governing Council.

I would first like to take a moment to acknowledge the Traditional Owners of the land on which we meet today. I would also like to pay my respects to Elders past and present.

2023 was an overall excellent year for our school.

Finance

Finance has always been a difficult committee to find members for. In 2023 we were lucky enough to have Sarah Lloyd join GC and be our sub-committee for Finance. I would like to thank Sarah for dedicating her time and expertise to the finance committee. Everyone can rest assured that with a team that includes, Paul, Jo A and Sarah our finance committee runs like a well oiled machine, so thank you guys.

OSHC

Our OSHC capacity increased in 2023 from 96 to 120 students. This was a very long process which saw Sarah and Nathan have to provide an extremely detailed amount of information.

As many of you would be aware, in the future OSHC will again have some hurdles to overcome when it comes to space within the school. That is a topic we will delve into this year. Thank you to our dedicated sub-committee reps Michael, James and Kim.

Fundraising

Again in 2023 our fundraising committee saw no limits in what they could achieve. Their hours up on hours of dedication to fundraising for our school sees our fundraising account hovering around \$30,000. I commend the fundraising committee on what they were able to achieve in 2023, all the while respecting the current economic climate and the difficulties some families have been facing. A wonderful effort by the committee for 2023. Lauren, Karla and Jane have been our sub-committee reps and done an outstanding job working with the rest of the committee.

Canteen

The school canteen is always popular. 2023 saw Maggie (our canteen manager), her handy helper Wendy, along with Kim's mum provide our kids with a consistent and stable canteen. As a parent I am always grateful for our wonderful little canteen and I know the kids love it as well. A lot of effort goes into making balanced decisions when it comes to the canteen, not just in relation to the foods, but how it is run. Maggie has done a wonderful job of balancing that scale and we will see that continue in 2024 with her continued employment.

Grounds

I personally think that the grounds of our school look better than they ever have. Len has done an amazing job of maintaining them. The mulching, the flag poles, the gardens, the oval, it all looks excellent. A special thank you to our grandparent volunteers in the garden this year, David Haywood and Roger Alcock. Of course thank you to our sub-committee reps, Paul, Michael and Wendy for their commitment to the Grounds Committee.

Our of Hours Sports.

2023 saw an enormous intake of our kids participating in out of hours sports. This area would have to be one the hardest to facilitate given that it is all volunteer and a lot of volunteers are required in order to coach the kids various sports. I am not involved in that committee, but there are parents like Donna Backo, Fallon Kelly, Ciara Flynn who have enabled the kids to enjoy basketball, netball and soccer. Dean Carter of course plays an important role as our PE teacher. Thank you for Karla and Jackie for their roles as our GC reps on that committee.

Overall 2023 was an incredibly busy year for Happy Valley Primary School

I am a really proud GC Chair and also parent. We're small but mighty here at Happy Valley and I am looking forward to another great year.



Kelly Caddle
Governing Council Chairperson